CUTTING TOOLS

ALLEGIANCE
PREMIUM PRODUCTION GRADE CUTTING TOOLS & THREAD GAGES. MADE IN USA

Republic DRILL & CUTTING TOOLS
MANUFACTURER OF QUALITY CUTTING TOOLS

Pittsburg® ALLEGHANY
GLOBALLY SOURCED TOOLS PROVIDING A BALANCE OF QUALITY & PRICE

BRUBAKER TOOL CORPORATION
COUNTERBORES, & END MILLS

Huot
CUTTING TOOL STORAGE

HANSON®
TAP & DIE SETS

apt
INDEXABLE TOOLS

RE-COIL
THREADED INSERTS

Severance
COUNTERSINKS + DEBURRING TOOLS

L&I LAVALLEE & IDE
REAMERS

WALTON
TAP EXTRACTORS

RELTON
CARBIDE TIPPED HOLE SAWS

BAHCO
SAWS

Buckingham
THREAD RESTORERS

HS
BROACHES

IRWIN
DRILL SETS
CIRCULAR SAWS

DORIAN TOOL
INDEXABLE TOOLING & INSERTS

Accessories, Threading 163-169
Boring Bars 260-261
Broaches 188-190
Burrs (Rotary Files) 226-233
Combined Drills & Countersinks 56
Counterbores 92-95
Countersinks & Chamfering Tools . . 58-67
Cutters 183-187, 191-195
Dies, Threading 139-157
Drill Indexes, Dispensers & Stands. . . . 4-5
Drill Sets 2-3
Drills 6-55
End Mills 196-225
Inserts & Indexable Tooling 234-259
Reamers 68-91
Saws 170-182
Tap & Die Sets 158-162
Taps 96-139
Tool Bits 262-264

Drill Sets

Look for ALLEGIANCE® AMERICANMADE

Jobber Drill Sets

WARNING: This product contains Cobalt and/or Nickel and/or Lead a chemical known to the state of California to cause cancer or birth defects or other reproductive harm. For more information: www.prop65.ca.gov. WARNING: Cutting tools may shatter. Always wear approved safety glasses and mask when regrinding.

DESCRIPTION		BLACK OXIDE H.S.S. 8 ORDER NO.	PRICE EACH	POLISHED FLUTE H.S.S. 8 ORDER NO.	PRICE EACH	HEAVY DUTY H.S.S. 8 ORDER NO.	PRICE EACH	BLACK & GOLD H.S.S. 8 ORDER NO.	PRICE EACH	M42 COBALT 8 ORDER NO.	PRICE EACH	TIN COATED H.S.S. 8 ORDER NO.	PRICE EACH
Straight Shank													
1/16–1/4 x 64ths	13 pc.	1009-098	$ 21.71	1048-997	$ 21.71	1009-013	$ 27.78	9500-277	$ 21.96	1109-115	$ 42.80	1009-253	$ 55.29
1/16–1/2 x 32nds	15 pc.	1009-099	56.73	1048-998	56.73	1009-014	77.04	9500-278	57.21	1109-110	129.43	1009-254	143.98
1/16–3/8 x 64ths	21 pc.	1009-100	51.15	1048-999	67.03	1009-015	67.03	9500-279	48.38	1109-105	111.16	1009-255	138.95
1/16–1/2 x 64ths	29 pc.	1009-101	105.60	1049-000	105.60	1009-016	131.24	9500-280	148.58	1109-100	233.57	1009-156	265.82
1/16–1/4 x 64ths & 9/32–1/2 x 32nds	21 pc.	–	–	–	–	1009-326	64.17	9500-288	65.09	1109-136	96.75		
Letter Sizes A-Z	26 pc.	1009-104	121.86	1049-003	121.86	1009-018	141.12	–	–	1109-130	230.18		
Number Sizes 1-60	60 pc.	1009-102	87.17	1049-001	87.17	1009-017	106.39	9500-290	100.08	1109-125	169.87		
3-in-1	115 pc.	1009-000	329.52	1049-002	329.52	1009-019	385.50	–	–	1109-120	638.57		
3/8" Shank Sets From 25/64" to 1/2"													
1/16–1/2 x 64ths	29 pc.	1009-300	189.29	1009-305	90.85	1009-310	110.40	9500-285	111.50	1109-132	163.82		
Left Hand													
1/16–1/2 x 64ths	29 pc.	–	–	1139-190	283.27	–	–	–	–	–	–	–	–



Pittsburg® ALLEGHANY Surface Treated Jobber Drills High Speed Steel - Right Hand

NO. PCS.	DESCRIPTION	BLACK IMPORT ORDER NO.	PRICE EACH 8
13	1/16 to 1/4 by 64ths	1009-140	$ 18.25
21	1/16 to 3/8 by 64ths	1009-145	41.78
29	1/16 to 1/2 by 64ths	1009-150	72.70
15	1/16 to 1/2 by 32nds	1009-155	18.90
60	No. 1 to 60	1009-160	59.60
20	No. 61 to 80	1009-165	19.86
26	A to Z	1009-180	79.65
115	3N1: (1/16 - 1/2 by 64ths A to Z & 1 to 60)	1009-250	220.72
	3/8 SHANK		
29	1/16 to 1/2 by 64ths	1449-400	48.88

Pittsburg® ALLEGHANY M35 Cobalt 135° Split Point Jobber Drill Sets

NO. PCS.	SIZE	ORDER NO.	PRICE EACH 4
15	1/16-1/2 x 32nds	1109-155	$63.03
29	1/16-1/2 x 64ths	1109-150	144.54

Pittsburg® ALLEGHANY TiN Coated



NO. PCS.	SIZE	ORDER NO.	PRICE EACH 8
29	1/16 - 1/2 x 64ths	1009-151	$154.81

IRWIN

29-Piece Drill Sets - 135° Point

- Rubber over molded case
- Removable cartridges
- Automatic indexing

DESCRIPTION	ORDER NO.	PRICE EACH 2
Heavy Duty HSS Black Oxide	1073-650	$143.72
HSS TiN Coated	1073-655	270.11
M35 Cobalt HSS	1073-660	232.79

Pittsburg® ALLEGHANY Left Hand High Speed Steel

NO. PCS.	SIZE	ORDER NO.	PRICE EACH 8
15	1/16-1/2 x 32nds	1139-155	$ 75.90
29	1/16-1/2 x 64ths	1139-150	152.35
60	No. 1 to 60	1139-160	102.30
26	A - Z	1139-180	139.10

Drill Sets

WARNING: This product contains Cobalt and/or Nickel and/or Lead a chemical known to the state of California to cause cancer or birth defects or other reproductive harm. For more information: www.prop65.ca.gov. WARNING: Cutting tools may shatter. Always wear approved safety glasses and mask when regrinding.

Silver & Deming Sets 1/2" Shank – High Speed Steel



NO. PCS.	DESCRIPTION	Pittsburg® ORDER NO.	Pittsburg® PRICE EACH	Allegiance® ORDER NO.	Allegiance® PRICE EACH
5	9/16, 5/8, 3/4, 7/8, 1" in box	1449-099	$ 39.00	–	–
8	9/16 to 1" by 16ths in index	1449-100	56.50	1441-097	$186.30
13	17/32 to 1" in wood stand: 17/32, 9/16, 19/32, 5/8, 21/32, 11/16, 23/32, 3/4, 13/16, 7/8, 15/16, 31/32, 1"	1309-400	75.95	1441-099	186.57
33	1/2 to 1" by 64ths: Most complete set offered.	1449-300	199.90	1441-098*	658.60

* Includes sturdy Huot Stand

Screw Machine Length Drill Sets– Right Hand

NO. PCS.	DESCRIPTION	Pittsburg® ORDER NO.	Pittsburg® PRICE EACH	Allegiance® ORDER NO.	Allegiance® PRICE EACH
29	1/16" to 1/2" by 64ths	1169-110	$ 72.11	1169-125	$119.30
29	1/16" to 1/2" M42 Cobalt	–	–	1211-197	268.76
60	No. 1 to 60	1169-115	56.25	1211-198	110.13
26	A to Z	1169-120	73.03	1211-199	137.94
33	*1/2" to 1" by 64ths	1169-300	479.70	–	–

* Supplied in Metal Stand



Long Boy High Speed Steel Drill Sets

NO. PCS.	DESCRIPTION	OVERALL LENGTH	ORDER NO.	PRICE EACH
25	1/8" – 1/2" by 64ths in Metal Stand	8"	1309-450	$134.25
25		10"	1309-455	159.95
25		12"	1309-460	136.92
25		18"	1309-465	390.65

H.S.S. Aircraft Extension Drill Sets

NO. PCS.	DESCRIPTION	OVERALL LENGTH	ORDER NO.	PRICE EACH
13	1/16" – 1/4" by 64ths	6"	1309-470	$ 27.47
29	1/16" – 1/2" by 64ths	12"	1309-475	189.37

Tap & Drill Sets

Sets match 9 taps with correct tap drill. All tools High Speed Steel. Jobber Length Drills are polished flute ground from the solid.

National Coarse Set

National Coarse Set holds 6-32 tap #36 drill, 8-32 #29, 10-24 #25, 10-32 #21, 1/4-20 #7, 5/16-18 F, 3/8-16 5/16, 7/16-14 U, and 1/2-13 27/64.

	ORDER NO.	PRICE EACH
Pittsburg-Alleghany	1009-005	$44.95
Allegiance	1009-006	82.50

National Fine Set

National Fine Set holds 6-40 tap #33 drill, 8-36 #29, 10-24 #25, 10-32 #21, 1/4-28 #3, 5/16-24 I, 3/8-24 Q, 7/16-20 25/64, and 1/2-20 29/64.

	ORDER NO.	PRICE EACH
Pittsburg-Alleghany	1009-010	$46.40
Allegiance	1009-011	95.95

Metric Set

Holds sizes: 2.5 x 0.45 tap 2.05 drill, 3.0 x 0.50 2.50, 3.5 x 0.60 2.90, 4.0 x 0.70 3.30, 5.0 x 0.80 4.20, 6.0 x 1.00 5.00, 8.00 x 1.25 6.70, 10.0 x 1.50 8.50, 12.0 x 1.75 10.20

	ORDER NO.	PRICE EACH
Pittsburg-Alleghany	1009-012	$55.05

Huot

MADE IN USA

2

WARNING: This product contains Cobalt and/or Nickel and/or Lead a chemical known to the state of California to cause cancer or birth defects or other reproductive harm. For more information: www.prop65.ca.gov. WARNING: Cutting tools may shatter. Always wear approved safety glasses and mask when regrinding.

Drill Indexes For Jobber Length Drills

PRICES FOR INDEXES WITHOUT DRILLS

MODEL NO.	DESCRIPTION	ORDER NO.	PRICE EACH
313	1/16 to 1/4 by 64ths-single panel	1919-015	$ 6.49
15	1/16 to 1/2 by 32nds	1919-035	17.50
20	No. 61 to 80 inclusive	1919-055	9.00
21	1/16 to 3/8 by 64ths	1919-020	10.25
26	A-Z inclusive	1919-070	19.00
29	1/16 to 1/2 by 64ths	1919-025	16.00
60	No. 1 to 60 inclusive	1919-050	16.50
80	No. 1 to 80 inclusive	1919-060	39.00
1316	1/64 to 1/4 by 64ths	1919-005	9.00
2100	1/16 to 1/4 by 64ths and 9/32 to 1/2 by 32nds. Jobbers	1919-040	17.00
115	For jobbers: 1/16 to 1/2 by 64ths A-Z No. 1-60	1919-180	49.14
135	For jobbers: 1/16 to 1/2 by 64ths A-Z & No. 1-80	1919-190	69.00
134	For jobbers: 1/16 to 1/2 by 64ths No. 1-80, & 1mm to 13mm by 0.5mm	1919-185	56.00
4011	1mm to 6mm by 0.5mm	1919-075	8.95
4013	1mm to 7mm by 0.5mm	1919-080	10.50
4019	1mm to 10mm by 0.5mm	1919-085	16.00
4025	1mm to 13mm by 0.5mm	1919-090	15.00
4041	6mm to 10mm by 0.1mm	1919-095	58.00
4050	1mm to 5.9mm by 0.1mm	1919-100	13.90

Aircraft Drill Indexes

- Index holds 29 6" aircraft extension length drill bits in fractional sizes 1/16" to 1/2" in 1/64" increments
- Labeled storage holes for identification and organization
- Made of steel with an epoxy finish and has a snap-lock cover for durability and protection

MODEL NO.	DESCRIPTION	ORDER NO.	PRICE EACH
11655	1/16" to 1/2" x 64ths.	1919-118	$ 24.00

Index For SILVER & DEMING Drills

For Drills 9/16" to 1" by 16ths with 1/2" shanks.
Index measures 8-1/8" x 6-1/4" x 2".
MODEL NO. 88SD ORDER NO. 1919-140 PRICE: $36.00

Drill Indexes For Screw Machine Length Drills

MODEL NO.	DESCRIPTION	ORDER NO.	PRICE EACH
2013	1/16" to 1/4" by 64ths	1919-150	$ 14.00
2021	1/16" to 3/8" by 64ths	1919-155	16.50
2025	1mm to 13mm by 0.5mm	1919-600	33.00
2026	A to Z inclusive	1919-170	24.00
2029	1/16" to 1/2" by 64ths	1919-160	54.00
2060	No. 1 to 60 inclusive	1919-165	24.00
11550	1/16" to 1/2" by 64ths A-Z and No. 1 to 60	1919-175	74.00

Mountable Drill Stands

- These drill stands can be hung on a wall, used on a bench, or mounted on press.
- Durably made from a single piece of prime steel, rigidly formed and welded.
- Plated black zinc finish.

MODEL NO.	DESCRIPTION	ORDER NO.	PRICE EACH
826	A-Z	1919-240	$ 15.00
829	1/16 to 1/2 by 64ths	1919-230	11.21

Indexes For Taps & Drills

MODEL NO.	DESCRIPTION	ORDER NO.	PRICE EACH
99	NC 6-32 #36 to 1/2 - 13 #27/64 Holds 9 drills & 9 taps	1919-365	$14.00
18	NF 6-40 #33 to 1/2-20 #29/64 Holds 9 drills & 9 taps	1919-370	17.00
4099	Metric 2.5mm x 0.45 tap 2.05 drill to 12.0mm x 1.75 tap 10.20mm drill	1919-335	17.00

S & D Drill Stand

- For Drills 1/2" to 1" by 64ths with 1/2" shank.
- Dimensions: 2-3/4" x 13" x 5".
- Baked epoxy finish.
- Fractional & decimal size equivalents clearly marked.

MODEL NO. 833SD
ORDER NO. 1919-233 PRICE: $50.70

All HUOT Indexes, Dispensers & Stands are supplied without tools

Cutting Tool Storage

Huot

MADE IN USA

Master Drill Dispenser

- All steel cabinet with vinyl dividers to help protect and separate bits.
- Each cabinet is LOCKABLE with its own set of 2 keys.
- STACKABLE for larger inventories at one location.
- Top drawer holds fractional drills 1/16" to 1/2" by 64ths with 42 compartments.
- 2nd drawer is for 1 to 60 wire gauge with 75 compartments.
- 3rd drawer is for letter size A to Z with 42 compartments.
- Each drawer measures 23-1/8" wide; 11" front to back.
- Lower drawer is undivided for extra long drills, reamers and miscellaneous tools.
- Drawer Divider Kit available for lower drawer.

ORDER NO. 1919-306 [1]
PRICE:.....$655.00

Drill Dispensers For Jobber Length Drills

Buy Models #1, #2 & #3 Together and save!
ORDER NO. 1919-300 PRICE: $610.40

[1]

MODEL NO.	DESCRIPTION	ORDER NO.	PRICE EACH
1	1/16 to 1/2 by 64ths	1919-301	$119.00
2	No. 1 to 60	1919-302	127.50
3	A-Z	1919-303	109.00
4	1mm to 13mm by 0.5mm	1919-304	121.50
5	1mm to 6.9mm by 0.1mm	1919-305	154.00

Tap/Drill Dispenser

Stores and organizes correct Tap Drill with corresponding size Tap. Holds one dozen (minimum) of each size. Dimensions: 7-3/8" x 7-3/4" x 14-5/8"

TAP	FOR DRILL	TAP	FOR DRILL
6-32	#36	5/16-24	I
8-32	#29	3/8-16	5/16
10-24	#25	3/8-24	Q
10-32	#21	7/16-14	U
1/4-20	#7	7/16-20	25/64
1/4-28	#3	1/2-13	27/64
5/16-18	F	1/2-20	29/64

ORDER NO. 1919-375 [1]
PRICE:.....$138.00

Taper Shank/ Taper Length Drill Indexes

[2]

MODEL NO.	DESCRIPTION	ORDER NO.	PRICE EACH
1016	33/64" to 3/4" by 64ths Taper Shank or Taper Length	1919-125	$132.00
2016	49/64" to 1" by 64ths for Taper Shank or Taper Length	1919-130	155.00
326	A-Z for Taper Length	1919-120	36.50
329	1/16" to 1/2" by 64ths for Taper Length	1919-110	39.00
360	No. 1 to 60 Taper Length	1919-115	47.12

Reamer Indexes [2]

These handy, all-steel reamer cases are designed to hold the reamer securely by the shank to help protect delicate cutting edges. Indexed for reamer size in decimal equivalents, with raised embossed lettering for permanent identification. Prices do not include reamers.

No. 1919-255.....$44.00
Over and under sizes .124 - .126 to .499 - .501 by 16ths. Holds 14 reamers. Dimensions 4" x 8-5/8" x 13/16".

No. 1919-270.....$44.00
For dowelpin reamers .123 to .4995. Holds 14 reamers. Dimensions 4" x 8-5/8" x 13/16".

No. 1919-265.....$32.50
A to Z reamers. Dimensions 4" x 8-5/8" x 1-13/16".

No. 1919-250.....$42.00
Chucking reamers 1/16" to 1/2" by 64ths. Dimensions 4" x 8-5/8" x 1-13/16".

No. 1919-260.....$38.50

No. 1 to 60 inclusive. Dimensions 3-3/8" x 6-3/4" x 1-3/16".

Taper Shank/ Taper Length Drill Dispenser

- Conveniently stores quantities of each size Taper Length or Taper Shank Drills 1/8" to 1" by 64ths.
- Plastic drawer dividers separate and protect drills.
- Stackable with other dispensers.
- Lockable with own set of keys.

MODEL NO. 57
ORDER NO. 1919-307 PRICE:.....$630.00 [1]

All HUOT Indexes, Dispensers & Stands are supplied without tools

Jobbers Length Drills

8

WARNING: This product contains Cobalt and/or Nickel and/or Lead a chemical known to the state of California to cause cancer or birth defects or other reproductive harm. For more information: www.prop65.ca.gov. WARNING: Cutting tools may shatter. Always wear approved safety glasses and mask when regrinding.

High Speed Steel – Fractional Sizes

Surface Treated

Polished Flute

Titanium Nitride Coated – 118° Point

			Pittsburg® ALLEGHANY		ALLEGIANCE® AMERICAN MADE		Pittsburg® ALLEGHANY		ALLEGIANCE® AMERICAN MADE		Pittsburg® ALLEGHANY	
			BLACK		BLACK*		POLISHED*		POLISHED*		TiN*	
FRAC. SIZES	FLUTE LG'TH	OVER. LG'TH	ORDER NO.	PRICE EACH	ORDER NO.	PRICE EACH	ORDER NO.	PRICE EACH	ORDER NO.	PRICE EACH	ORDER NO.	PRICE EACH
1/64	3/16	3/4	1000-001	$0.98	1001-001	$2.08	1040-001	$0.98	1041-001	$2.08	–	–
1/32	1/2	1-3/8	1000-002	0.60	1001-002	1.16	1040-002	0.60	1041-002	1.16	–	–
3/64	3/4	1-3/4	1000-003	0.57	1001-003	1.00	1040-003	0.57	1041-003	1.00	–	–
1/16	7/8	1-7/8	1000-004	0.59	1001-004	1.04	1040-004	0.59	1041-004	1.04	6326-004	$2.22
5/64	1	2	1000-005	0.59	1001-005	1.04	1040-005	0.59	1041-005	1.04	6326-005	2.22
3/32	1-1/4	2-1/4	1000-006	0.59	1001-006	1.04	1040-006	0.59	1041-006	1.04	6326-006	2.22
7/64	1-1/2	2-5/8	1000-007	0.61	1001-007	1.08	1040-007	0.61	1041-007	1.08	6326-007	2.27
1/8	1-5/8	2-3/4	1000-008	0.61	1001-008	1.02	1040-008	0.61	1041-008	1.02	6326-008	2.30
9/64	1-3/4	2-7/8	1000-009	0.68	1001-009	1.19	1040-009	0.68	1041-009	1.19	6326-009	2.85
5/32	2	3-1/8	1000-010	0.69	1001-010	1.21	1040-010	0.69	1041-010	1.21	6326-010	2.88
11/64	2-1/8	3-1/4	1000-011	0.75	1001-011	1.31	1040-011	0.75	1041-011	1.31	6326-011	3.30
3/16	2-5/16	3-1/2	1000-012	0.84	1001-012	1.47	1040-012	0.84	1041-012	1.47	6326-012	3.79
13/64	2-7/16	3-5/8	1000-013	0.92	1001-013	1.61	1040-013	0.92	1041-013	1.61	6326-013	3.98
7/32	2-1/2	3-3/4	1000-014	1.02	1001-014	1.80	1040-014	1.02	1041-014	1.80	6326-014	4.18
15/64	2-5/8	3-7/8	1000-015	1.11	1001-015	1.95	1040-015	1.11	1041-015	1.95	6326-015	4.35
1/4	2-3/4	4	1000-016	1.12	1001-016	1.97	1040-016	1.12	1041-016	1.97	6326-016	4.40
17/64	2-7/8	4-1/8	1000-017	1.41	1001-017	2.48	1040-017	1.41	1041-017	2.48	6326-017	6.35
9/32	2-15/16	4-1/4	1000-018	1.46	1001-018	2.56	1040-018	1.46	1041-018	2.56	6326-018	6.43
19/64	3-1/16	4-3/8	1000-019	1.68	1001-019	2.96	1040-019	1.68	1041-019	2.96	6326-019	6.90
5/16	3-3/16	4-1/2	1000-020	1.87	1001-020	3.17	1040-020	1.87	1041-020	3.17	6326-020	7.25
21/64	3-5/16	4-5/8	1000-021	2.07	1001-021	3.63	1040-021	2.07	1041-021	3.63	6326-021	9.44
11/32	3-7/16	4-3/4	1000-022	2.31	1001-022	4.05	1040-022	2.31	1041-022	4.05	6326-022	9.90
23/64	3-1/2	4-7/8	1000-023	2.60	1001-023	4.56	1040-023	2.60	1041-023	4.56	6326-023	10.46
3/8	3-5/8	5	1000-024	2.66	1001-024	4.54	1040-024	2.66	1041-024	4.54	6326-024	10.64
25/64	3-3/4	5-1/8	1000-025	3.04	1001-025	5.34	1040-025	3.04	1041-025	5.34	6326-025	12.53
13/32	3-7/8	5-1/4	1000-026	3.13	1001-026	5.48	1040-026	3.13	1041-026	5.48	6326-026	12.74
27/64	3-15/16	5-3/8	1000-027	3.47	1001-027	6.09	1040-027	3.47	1041-027	6.09	6326-027	13.38
7/16	4-1/16	5-1/2	1000-028	3.61	1001-028	6.33	1040-028	3.61	1041-028	6.33	6326-028	13.62
29/64	4-3/16	5-5/8	1000-029	4.03	1001-029	7.08	1040-029	4.03	1041-029	7.08	6326-029	14.80
15/32	4-5/16	5-3/4	1000-030	4.28	1001-030	7.52	1040-030	4.28	1041-030	7.52	6326-030	15.28
31/64	4-3/8	5-7/8	1000-031	5.18	1001-031	8.20	1040-031	5.18	1041-031	8.20	6326-031	15.66
1/2	4-1/2	6	1000-032	5.21	1001-032	8.20	1040-032	5.21	1041-032	8.20	6326-032	15.86
33/64	4-13/16	6-5/8	1000-033	9.38	1001-033	14.32	–	–	1041-033	14.32	–	–
17/32	4-13/16	6-5/8	1000-034	9.66	1001-034	14.74	–	–	1041-034	14.74	–	–
35/64	4-13/16	6-5/8	1000-035	10.65	1001-035	16.25	1040-035	10.65	1041-035	16.25	–	–
9/16	4-13/16	6-5/8	1000-036	10.94	1001-036	16.68	–	–	1041-036	16.68	–	–
37/64	4-13/16	6-5/8	1000-037	11.19	1001-037	17.07	–	–	1041-037	17.07	–	–
19/32	5-3/16	7-1/8	1000-038	11.49	1001-038	17.52	1040-038	11.49	1041-038	17.52	–	–
39/64	5-3/16	7-1/8	1000-039	12.31	1001-039	18.77	–	–	1041-039	18.77	–	–
5/8	5-3/16	7-1/8	1000-040	12.08	1001-040	18.43	–	–	1041-040	18.43	–	–
41/64	5-3/16	7-1/8	1000-041	13.18	1001-041	20.11	1040-041	13.18	1041-041	20.11	–	–
21/32	5-3/16	7-1/8	1000-042	13.82	1001-042	21.08	–	–	1041-042	21.08	–	–
43/64	5-5/8	7-5/8	1000-043	14.94	1001-043	22.79	1040-043	14.94	1041-043	22.79	–	–
11/16	5-5/8	7-5/8	1000-044	17.93	1001-044	22.79	–	–	1041-044	22.79	–	–
23/32	5-5/8	7-5/8	–	–	1001-045	29.03	–	–	–	–	–	–
47/64	5-5/8	7-5/8	–	–	1001-047	29.94	–	–	–	–	–	–
3/4	5-5/8	7-5/8	–	–	1001-049	29.94	–	–	–	–	–	–

* Ground from solid. Limited Quantities

PACKAGE QUANTITIES: Fractional Sizes
1/64–19/64: 12 pcs. 5/16–1/2: 6 pcs. 33/64–11/16: 1 pcs.

Jobbers Length Drills

High Speed Steel – Wire Gage Sizes

8

WARNING: This product contains Cobalt and/or Nickel and/or Lead a chemical known to the state of California to cause cancer or birth defects or other reproductive harm. For more information: www.prop65.ca.gov. **WARNING:** Cutting tools may shatter. Always wear approved safety glasses and mask when regrinding.

Titanium Nitride Coated – 118° Point

Surface Treated

Polished Flute

PACKAGE QUANTITIES: Wire Gage Sizes
1-100: 12 pcs.

			Pittsburg® ALLEGHANY BLACK		ALLEGIANCE® AMERICAN MADE BLACK*		Pittsburg® ALLEGHANY POLISHED*		ALLEGIANCE® AMERICAN MADE POLISHED*		Pittsburg® ALLEGHANY TiN*	
FRAC. SIZES	FLUTE LG'TH	OVER. LG'TH	ORDER NO.	PRICE EACH	ORDER NO.	PRICE EACH	ORDER NO.	PRICE EACH	ORDER NO.	PRICE EACH	ORDER NO.	PRICE EACH
1	2-5/8	3-7/8	1010-001	$1.86	1011-001	$2.16	1050-001	$1.23	1051-001	$2.16	6326-101	$4.82
2	2-5/8	3-7/8	1010-002	1.25	1011-002	2.18	1050-002	1.25	1051-002	2.18	6326-102	4.90
3	2-1/2	3-3/4	1010-003	1.12	1011-003	2.03	1050-003	1.12	1051-003	2.03	6326-103	4.37
4	2-1/2	3-3/4	1010-004	1.14	1011-004	2.03	1050-004	1.14	1051-004	1.99	6326-104	4.45
5	2-1/2	3-3/4	1010-005	1.14	1011-005	1.99	1050-005	1.14	1051-005	1.99	6326-105	4.45
6	2-1/2	3-3/4	1010-006	1.14	1011-006	1.99	1050-006	1.14	1051-006	1.99	6326-106	4.45
7	2-7/16	3-5/8	1010-007	0.99	1011-007	1.74	1050-007	0.99	1051-007	1.74	6326-107	3.89
8	2-7/16	3-5/8	1010-008	1.00	1011-008	1.76	1050-008	1.00	1051-008	1.76	6326-108	3.94
9	2-7/16	3-5/8	1010-009	1.00	1011-009	1.76	1050-009	1.00	1051-009	1.76	6326-109	3.94
10	2-7/16	3-5/8	1010-010	0.99	1011-010	1.64	1050-010	0.99	1051-010	1.64	6326-110	3.84
11	2-5/16	3-1/2	1010-011	0.92	1011-011	1.61	1050-011	0.92	1051-011	1.61	6326-111	3.68
12	2-5/16	3-1/2	1010-012	0.92	1011-012	1.62	1050-012	0.92	1051-012	1.62	6326-112	3.68
13	2-5/16	3-1/2	1010-013	0.90	1011-013	1.59	1050-013	0.90	1051-013	1.59	6326-113	3.55
14	2-3/16	3-3/8	1010-014	0.90	1011-014	1.59	1050-014	0.90	1051-014	1.59	6326-114	3.55
15	2-3/16	3-3/8	1010-015	0.90	1011-015	1.59	1050-015	0.90	1051-015	1.59	6326-115	3.55
16	2-3/16	3-3/8	1010-016	0.90	1011-016	1.59	1050-016	0.90	1051-016	1.59	6326-116	3.55
17	2-3/16	3-3/8	1010-017	0.90	1011-017	1.59	1050-017	0.90	1051-017	1.59	6326-117	3.55
18	2-1/8	3-1/4	1010-018	0.75	1011-018	1.32	1050-018	0.75	1051-018	1.32	6326-118	2.72
19	2-1/8	3-1/4	1010-019	0.75	1011-019	1.31	1050-019	0.75	1051-019	1.31	6326-119	2.93
20	2-1/8	3-1/4	1010-020	0.75	1011-020	1.18	1050-020	0.75	1051-020	1.18	6326-120	2.93
21	2-1/8	3-1/4	1010-021	0.69	1011-021	1.21	1050-021	0.69	1051-021	1.21	6326-121	3.04
22	2	3-1/8	1010-022	0.69	1011-022	1.22	1050-022	0.69	1051-022	1.22	6326-122	2.72
23	2	3-1/8	1010-023	0.69	1011-023	1.20	1050-023	0.69	1051-023	1.20	6326-123	2.69
24	2	3-1/8	1010-024	0.69	1011-024	1.20	1050-024	0.69	1051-024	1.20	6326-124	2.69
25	1-7/8	3	1010-025	0.65	1011-025	1.15	1050-025	0.65	1051-025	1.15	6326-125	2.59
26	1-7/8	3	1010-026	0.66	1011-026	1.16	1050-026	0.66	1051-026	1.16	6326-126	2.59
27	1-7/8	3	1010-027	0.66	1011-027	1.16	1050-027	0.66	1051-027	1.16	6326-127	2.59
28	1-3/4	2-7/8	1010-028	0.61	1011-028	1.06	1050-028	0.61	1051-028	1.06	6326-128	2.35
29	1-3/4	2-7/8	1010-029	0.60	1011-029	1.06	1050-029	0.60	1051-029	1.06	6326-129	2.35
30	1-5/8	2-3/4	1010-030	0.60	1011-030	1.05	1050-030	0.60	1051-030	1.05	6326-130	2.35
31	1-5/8	2-3/4	1010-031	0.60	1011-031	1.05	1050-031	0.60	1051-031	1.05	6326-131	2.35
32	1-5/8	2-3/4	1010-032	0.60	1011-032	1.05	1050-032	0.60	1051-032	1.05	6326-132	2.35
33	1-1/2	2-5/8	1010-033	0.60	1011-033	1.05	1050-033	0.60	1051-033	1.05	6326-133	2.35
34	1-1/2	2-5/8	1010-034	0.60	1011-034	1.05	1050-034	0.60	1051-034	1.05	6326-134	2.35
35	1-1/2	2-5/8	1010-035	0.60	1011-035	1.05	1050-035	0.60	1051-035	1.05	6326-135	2.35
36	1-7/16	2-1/2	1010-036	0.59	1011-036	1.05	1050-036	0.59	1051-036	1.05	6326-136	2.35
37	1-7/16	2-1/2	1010-037	0.60	1011-037	1.05	1050-037	0.60	1051-037	1.05	6326-137	2.35
38	1-7/16	2-1/2	1010-038	0.60	1011-038	1.05	1050-038	0.60	1051-038	1.05	6326-138	2.35
39	1-3/8	2-3/8	1010-039	0.60	1011-039	1.05	1050-039	0.60	1051-039	1.05	6326-139	2.35
40	1-3/8	2-3/8	1010-040	0.60	1011-040	1.05	1050-040	0.60	1051-040	1.05	6326-140	2.35
41	1-3/8	2-3/8	1010-041	0.58	1011-041	1.05	1050-041	0.58	1051-041	1.05	6326-141	2.35
42	1-1/4	2-1/4	1010-042	0.60	1011-042	1.05	1050-042	0.60	1051-042	1.05	6326-142	2.35
43	1-1/4	2-1/4	1010-043	0.58	1011-043	1.05	1050-043	0.58	1051-043	1.05	6326-143	2.29
44	1-1/8	2-1/8	1010-044	0.58	1011-044	1.05	1050-044	0.58	1051-044	1.05	6326-144	2.29
45	1-1/8	2-1/8	1010-045	0.60	1011-045	1.05	1050-045	0.60	1051-045	1.05	6326-145	2.35
46	1-1/8	2-1/8	1010-046	0.60	1011-046	1.05	1050-046	0.60	1051-046	1.05	6326-146	2.35
47	1	2	1010-047	0.60	1011-047	1.05	1050-047	0.60	1051-047	1.05	6326-147	2.35
48	1	2	1010-048	0.60	1011-048	1.05	1050-048	0.60	1051-048	1.05	6326-148	2.35
49	1	2	1010-049	0.60	1011-049	1.05	1050-049	0.60	1051-049	1.05	6326-149	2.35
50	1	2	1010-050	0.60	1011-050	1.05	1050-050	0.60	1051-050	1.05	6326-150	2.35
51	1	2	1010-051	0.60	1011-051	1.05	1050-051	0.60	1051-051	1.05	6326-151	2.35
52	7/8	1-7/8	1010-052	0.60	1011-052	1.05	1050-052	0.60	1051-052	1.05	6326-152	2.35
53	7/8	1-7/8	1010-053	0.60	1011-053	1.05	1050-053	0.60	1051-053	1.05	6326-153	2.35
54	7/8	1-7/8	1010-054	0.51	1011-054	1.05	1050-054	0.51	1051-054	1.05	6326-154	2.35
55	7/8	1-7/8	1010-055	0.60	1011-055	1.05	1050-055	0.60	1051-055	1.05	6326-155	2.35
56	3/4	1-3/4	1010-056	0.60	1011-056	1.05	1050-056	0.60	1051-056	1.05	6326-156	2.35
57	3/4	1-3/4	1010-057	0.60	1011-057	1.05	1050-057	0.60	1051-057	1.05	6326-157	2.35
58	11/16	1-5/8	1010-058	0.61	1011-058	1.08	1050-058	0.61	1051-058	1.08	6326-158	2.35
59	11/16	1-5/8	1010-059	0.61	1011-059	1.08	1050-059	0.61	1051-059	1.08	6326-159	2.35
60	11/16	1-5/8	1010-060	0.61	1011-060	1.08	1050-060	0.61	1051-060	1.08	6326-160	2.35

* Ground from solid.

Jobbers Length Drills

High Speed Steel – Wire Gage Sizes, Con't.

8

WIRE GAGE SIZES	DEC. EQV.	FLT. L'GTH	OAL	Pittsburg® ALLEGHANY BLACK ORDER NO.	BLACK PRICE EACH	POLISHED* ORDER NO.	POLISHED* PRICE EACH	Allegiance® AMERICAN MADE BLACK ORDER NO.	BLACK PRICE EACH	POLISHED* ORDER NO.	POLISHED* PRICE EACH
61	.0390	11/16	1-5/8	1010-061	$0.65	1050-061	$0.65	1011-061	$1.22	1051-061	$1.22
62	.3080	5/8	1-1/2	1010-062	0.65	1050-062	0.65	1011-062	1.22	1051-062	1.22
63	.3070	5/8	1-1/2	1010-063	0.65	1050-063	0.65	1011-063	1.22	1051-063	1.22
64	.0360	5/8	1-1/2	1010-064	0.65	1050-064	0.65	1011-064	1.22	1051-064	1.22
65	.0350	5/8	1-1/2	1010-065	0.65	1050-065	0.65	1011-065	1.22	1051-065	1.22
66	.0330	1/2	1-3/8	1010-066	0.65	1050-066	0.65	1011-066	1.22	1051-066	1.22
67	.0320	1/2	1-3/8	1010-067	0.65	1050-067	0.65	1011-067	1.22	1051-067	1.22
68	.0310	1/2	1-3/8	1010-068	0.65	1050-068	0.65	1011-068	1.22	1051-068	1.22
69	.0292	1/2	1-3/8	1010-069	0.71	1050-069	0.65	1011-069	1.25	1051-069	1.25
70	.0280	3/8	1-1/4	1010-070	0.71	1050-070	0.65	1011-070	1.25	1051-070	1.25
71	.0260	3/8	1-1/4	1010-071	0.89	1050-071	0.89	1011-071	1.56	1051-071	1.56
72	.0250	5/16	1-1/8	1010-072	0.89	1050-072	0.89	1011-072	1.56	1051-072	1.56
73	.0240	5/16	1-1/8	1010-073	0.89	1050-073	0.89	1011-073	1.56	1051-073	1.56
74	.0225	1/4	1	1010-074	0.89	1050-074	0.89	1011-074	1.56	1051-074	1.56
75	.0210	1/4	1	1010-075	0.89	1050-075	0.89	1011-075	1.77	1051-075	1.77
76	.0200	3/16	7/8	1010-076	0.89	1050-076	0.89	1011-076	1.77	1051-076	1.77
77	.0180	3/16	7/8	1010-077	0.89	1050-077	0.89	1011-077	2.05	1051-077	2.05
78	.0160	3/16	7/8	1010-078	0.89	1050-078	0.89	1011-078	2.05	1051-078	2.05
79	.0145	1/8	3/4	1010-079	1.06	1050-079	1.06	1011-079	2.44	1051-079	2.44
80	.0135	1/8	3/4	1010-080	1.06	1050-080	1.06	1011-080	2.44	1051-080	2.44
81	.0130	3/32	3/4	–	–	–	–	–	–	1051-081	4.36
82	.0125	3/32	3/4	–	–	–	–	–	–	1051-082	4.36
83	.0120	3/32	3/4	–	–	–	–	–	–	1051-083	4.80
84	.0115	3/32	3/4	–	–	–	–	–	–	1051-084	4.80
85	.0110	5/64	3/4	–	–	–	–	–	–	1051-085	4.80
86	.0105	5/64	3/4	–	–	–	–			1051-086	5.15
87	.0100	5/64	3/4	–	–	–	–	–	–	1051-087	5.15
88	.0095	5/64	3/4	–	–	–	–	–	–	1051-088	7.23
89	.0091	1/16	3/4	–	–	–	–	–	–	1051-089	7.23
90	.0087	1/16	3/4	–	–	–	–	–	–	1051-090	7.23
91	.0083	1/16	3/4	–	–	–	–	–	–	1051-091	7.23
92	.0079	1/16	3/4	–	–	–	–	–	–	1051-092	7.23
93	.0075	1/16	3/4	–	–	–	–	–	–	1051-093	7.23
94	.0071	1/16	3/4	–	–	–	–	–	–	1051-094	9.83
95	.0067	1/16	3/4	–	–	–	–	–	–	1051-095	9.83
96	.0063	1/16	3/4	–	–	–	–	–	–	1051-096	9.83
97	.0059	1/16	3/4	–	–	–	–	–	–	1051-097	10.89

* Ground from Solid

3/8" Shank Drills – High Speed Steel

DIAM.	Pittsburg® ALLEGHANY 3 BLACK ORDER NO.	BLACK PRICE EACH	Allegiance® AMERICAN MADE 3 BLACK* ORDER NO.	BLACK* PRICE EACH	Allegiance® AMERICAN MADE 3 POLISHED* ORDER NO.	POLISHED* PRICE EACH
25/64	1460-025	$8.44	1460-125	$11.81	1460-225	$5.70
13/32	1460-026	2.80	1460-126	11.81	1460-226	5.82
27/64	1460-027	9.38	1460-127	12.64	1460-227	6.42
7/16	1460-028	9.38	1460-128	9.20	1460-228	6.68
29/64	1460-029	11.25	1460-129	15.00	1460-229	7.57
15/32	1460-030	3.68	1460-130	14.44	1460-230	8.10
31/64	1460-031	11.88	1460-131	15.00	1460-231	8.41
1/2	1460-032	11.88	1460-132	14.05	1460-232	8.45
17/32	1460-034	16.88	–	–	–	–
9/16	1460-036	6.73	–	–	–	–
19/32	1460-038	20.88	–	–	–	–
5/8	1460-040	22.50	–	–	–	–
21/32	1460-042	24.94	–	–	–	–
11/16	1460-044	26.25	–	–	–	–
23/32	1460-046	26.25	–	–	–	–
3/4	1460-048	29.38	–	–	–	–

* Ground from Solid

WARNING: This product contains Cobalt and/or Nickel and/or Lead a chemical known to the state of California to cause cancer or birth defects or other reproductive harm. For more information: www.prop65.ca.gov. **WARNING:** Cutting tools may shatter. Always wear approved safety glasses and mask when regrinding.

High Speed Steel – Letter Sizes

8

WIRE GAGE SIZES	DEC. EQV.	FLT. L'GTH	OAL	Pittsburg® ALLEGHANY BLACK ORDER NO.	BLACK PRICE EACH	Allegiance® AMERICAN MADE BLACK* ORDER NO.	BLACK* PRICE EACH	Pittsburg® ALLEGHANY POLISHED* ORDER NO.	POLISHED* PRICE EACH	Allegiance® AMERICAN MADE POLISHED* ORDER NO.	POLISHED* PRICE EACH
A	.2340	2-5/8	3-7/8	1020-001	$1.41	1021-001	$2.47	1060-001	$1.41	1061-001	$2.47
B	.2380	2-3/4	4	1020-002	1.41	1021-002	2.47	1060-002	1.41	1061-002	2.47
C	.2420	2-3/4	4	1020-003	1.41	1021-003	2.47	1060-003	1.41	1061-003	2.47
D	.2460	2-3/4	4	1020-004	1.41	1021-004	2.47	1060-004	1.41	1061-004	2.47
E	.2500	2-3/4	4	1020-005	1.12	1021-005	1.97	1060-005	1.12	1061-005	1.97
F	.2570	2-7/8	4-1/8	1020-006	1.49	1021-006	2.62	1060-006	1.49	1061-006	2.62
G	.2610	2-7/8	4-1/8	1020-007	1.68	1021-007	2.95	1060-007	1.68	1061-007	2.95
H	.2660	2-7/8	4-1/8	1020-008	1.68	1021-008	2.95	1060-008	1.68	1061-008	2.95
I	.2720	2-7/8	4-1/8	1020-009	1.68	1021-009	2.95	1060-009	1.68	1061-009	2.95
J	.2770	2-7/8	4-1/8	1020-010	1.81	1021-010	3.17	1060-010	1.81	1061-010	3.17
K	.2810	2-15/16	4-1/4	1020-011	1.99	1021-011	3.50	1060-011	1.99	1061-011	3.50
L	.2900	2-15/16	4-1/4	1020-012	1.99	1021-012	3.50	1060-012	1.99	1061-012	3.50
M	.2950	3-1/16	4-3/8	1020-013	2.11	1021-013	3.70	1060-013	2.11	1061-013	3.70
N	.3020	3-1/16	4-3/8	1020-014	2.11	1021-014	3.70	1060-014	2.11	1061-014	3.70
O	.3160	3-3/16	4-1/2	1020-015	2.13	1021-015	3.74	1060-015	2.13	1061-015	3.74
P	.3230	3-5/16	4-5/8	1020-016	2.40	1021-016	4.22	1060-016	2.40	1061-016	4.22
Q	.3320	3-7/16	4-3/4	1020-017	2.40	1021-017	4.22	1060-017	2.40	1061-017	4.22
R	.3390	3-7/16	4-3/4	1020-018	2.57	1021-018	4.51	1060-018	2.57	1061-018	4.51
S	.3480	3-1/2	4-7/8	1020-019	2.73	1021-019	4.78	1060-019	3.93	1061-019	4.78
T	.3580	3-1/2	4-7/8	1020-020	3.10	1021-020	5.44	1060-020	3.10	1061-020	5.44
U	.3680	3-5/8	5	1020-021	3.10	1021-021	5.44	1060-021	3.10	1061-021	5.44
V	.3770	3-5/8	5	1020-022	3.19	1021-022	5.59	1060-022	3.19	1061-022	5.59
W	.3860	3-3/4	5-1/8	1020-023	3.29	1021-023	5.78	1060-023	3.29	1061-023	5.78
X	.3970	3-3/4	5-1/8	1020-024	3.99	1021-024	7.00	1060-024	3.99	1061-024	7.00
Y	.4040	3-7/8	5-1/4	1020-025	4.48	1021-025	7.87	1060-025	4.48	1061-025	7.87
Z	.4130	3-7/8	5-1/4	1020-026	4.77	1021-026	8.38	1060-026	4.77	1061-026	8.38

* Ground from Solid

1/4" Reduced Shank High Speed Steel

3

DIAM.	Pittsburg® ALLEGHANY ORDER NO.	PRICE EACH	Allegiance® AMERICAN MADE ORDER NO.	PRICE EACH
17/64	1450-017	$3.99	1450-116	$5.26
5/16	1450-016	4.13	1450-120	5.45
11/32	1450-018	4.54	1450-218	5.26
19/64	1450-019	4.54	1450-219	5.81
3/8	1450-020	4.54	1450-220	6.27
21/64	1450-021	4.87	1450-221	6.30
11/32	1450-022	5.39	1450-222	7.18
23/64	1450-023	5.74	1450-223	7.59
3/8	1450-024	5.79	1450-224	6.99
25/64	1450-025	6.86	1450-225	8.91
13/32	1450-026	6.26	1450-226	9.35
27/64	1450-027	7.37	1450-227	9.57
7/16	1450-028	7.02	1450-228	9.11
29/64	1450-029	8.75	1450-229	12.67
15/32	1450-030	8.01	1450-230	11.96
31/64	1450-031	8.90	1450-231	12.87
1/2	1450-032	8.32	1450-232	10.80

PACKAGE QUANTITIES: Letter Sizes
A-N: 12pcs. O-Z: 6 pcs.

Metric Jobber Length Drills

118˚Point

WARNING: This product contains Cobalt and/or Nickel and/or Lead a chemical known to the state of California to cause cancer or birth defects or other reproductive harm. For more information: www.prop65.ca.gov. WARNING: Cutting tools may shatter. Always wear approved safety glasses and mask when regrinding.

2

High Speed Steel

DIAM. mm	DECM'L. EQUIV.	Pittsburg® ALLEGHANY HIGH SPEED ORDER NO.	PRICE EACH
0.30	.0118	1030-030	$0.83
0.32	.0126	1030-032	0.89
0.35	.0138	1030-035	0.74
0.38	.0150	1030-038	0.89
0.40	.0157	1030-040	0.66
0.42	.0165	1030-042	0.84
0.45	.0177	1030-045	0.66
0.48	.0189	1030-048	0.84
0.50	.0197	1030-050	0.64
0.52	.0204	1030-052	0.78
0.55	.0217	1030-055	0.64
0.58	.0228	1030-058	0.78
0.60	.0236	1030-060	0.64
0.65	.0256	1030-065	0.64
0.68	.0267	1030-068	0.78
0.70	.0276	1030-070	0.57
0.72	.0283	1030-072	0.78
0.75	.0295	1030-075	0.52
0.80	.0315	1030-080	0.47
0.82	.0323	1030-082	0.47
0.85	.0335	1030-085	0.47
0.88	.0346	1030-088	0.47
0.90	.0354	1030-090	0.47
0.92	.0362	1030-092	0.47
0.95	.0374	1030-095	0.47
1.00	.0394	1030-100	0.46
1.05	.0413	1030-105	0.46
1.10	.0433	1030-110	0.46
1.15	.0453	1030-115	0.46
1.20	.0472	1030-120	0.45
1.25	.0492	1030-125	0.45
1.30	.0512	1030-130	0.45
1.35	.0531	1030-135	0.45
1.40	.0551	1030-140	0.45
1.45	.0571	1030-145	0.45
1.50	.0591	1030-150	0.45
1.55	.0610	1030-155	0.45
1.60	.0630	1030-160	0.45
1.65	.0650	1030-165	0.45
1.70	.0669	1030-170	0.45
1.75	.0689	1030-175	0.45
1.80	.0709	1030-180	0.45
1.85	.0728	1030-185	0.45
1.90	.0748	1030-190	0.45
1.95	.0768	1030-195	0.45
2.00	.0787	1030-200	0.45
2.05	.0807	1030-205	0.45
2.10	.0827	1030-210	0.45
2.15	.0846	1030-215	0.45
2.20	.0866	1030-220	0.45
2.25	.0886	1030-225	0.45
2.30	.0906	1030-230	0.45
2.35	.0925	1030-235	0.45
2.40	.0945	1030-240	0.45
2.45	.0965	1030-245	0.45
2.50	.0984	1030-250	0.45
2.55	.1005	1030-255	0.45
2.60	.1024	1030-260	0.45
2.70	.1063	1030-270	0.49
2.75	.1083	1030-275	0.49
2.80	.1102	1030-280	0.49
2.90	.1142	1030-290	0.49
2.95	.1161	1030-295	0.49

PACKAGE QUANTITIES: Metric
0.30–7.90: 12 pcs. 8.00-12.5: 6 pcs.
12.60-17.50: 1 pcs.

DIAM. mm	DECM'L. EQUIV.	Pittsburg® ALLEGHANY HIGH SPEED ORDER NO.	PRICE EACH	Allegiance® AMERICAN MADE CARBIDE TIPPED ORDER NO.	PRICE EACH
3.00	.1181	1030-300	$0.49	2993-300	$30.24
3.10	.1220	1030-310	0.49	2993-310	31.73
3.20	.1260	1030-320	0.53	2993-320	31.73
3.30	.1299	1030-330	0.53	2993-330	31.73
3.40	.1339	1030-340	0.56	2993-340	26.75
3.50	.1378	1030-350	0.56	2993-350	29.34
3.60	.1417	1030-360	0.57	2993-360	25.50
3.70	.1457	1030-370	0.57	2993-370	25.50
3.75	.1476	1030-375	0.57	–	–
3.80	.1496	1030-380	0.57	2993-380	25.50
3.90	.1535	1030-390	0.57	2993-390	25.50
3.95	.1555	1030-395	0.61	–	–
4.00	.1575	1030-400	0.61	2993-400	28.56
4.10	.1614	1030-410	0.61	2993-410	23.20
4.20	.1654	1030-420	0.61	2993-420	24.75
4.30	.1693	1030-430	0.61	2993-430	24.75
4.40	.1732	1030-440	0.64	2993-440	24.75
4.50	.1772	1030-450	0.64	2993-450	30.24
4.60	.1811	1030-460	0.64	2993-460	27.90
4.70	.1850	1030-470	0.64	2993-470	24.40
4.80	.1890	1030-480	0.74	2993-480	25.55
4.90	.1929	1030-490	0.74	2993-490	27.90
5.00	.1969	1030-500	0.74	2993-500	31.73
5.10	.2008	1030-510	0.74	2993-510	29.10
5.20	.2047	1030-520	0.78	2993-520	26.70
5.25	.2067	1030-525	0.78	–	–
5.30	.2087	1030-530	0.78	2993-530	29.10
5.40	.2126	1030-540	0.86	2993-540	29.10
5.50	.2165	1030-550	0.86	2993-550	33.66
5.60	.2205	1030-560	0.93	2993-560	29.90
5.70	.2244	1030-570	0.93	2993-570	27.45
5.75	.2264	1030-575	0.93	–	–
5.80	.2283	1030-580	0.93	2993-580	29.90
5.90	.2323	1030-590	0.93	2993-590	29.90
6.00	.2362	1030-600	0.93	2993-600	34.90
6.10	.2402	1030-610	0.98	2993-610	31.10
6.20	.2441	1030-620	0.98	2993-620	31.10
6.25	.2460	1030-625	0.98	–	–
6.30	.2480	1030-630	0.98	2993-630	31.10
6.40	.2520	1030-640	1.04	2993-640	36.90
6.50	.2559	1030-650	1.04	2993-650	36.06
6.60	.2598	1030-660	1.04	2993-660	32.55
6.70	.2638	1030-670	1.04	2993-670	32.55
6.75	.2657	1030-675	1.21	–	–
6.80	.2677	1030-680	1.21	2993-680	32.55
6.90	.2717	1030-690	1.21	2993-690	32.55
7.00	.2756	1030-700	1.21	2993-700	37.80
7.10	.2795	1030-710	1.21	2993-710	33.40
7.20	.2835	1030-720	1.21	2993-720	33.40
7.25	.2854	1030-725	1.21	–	–
7.30	.2874	1030-730	1.21	2993-730	30.65
7.40	.2913	1030-740	1.21	2993-740	33.40
7.50	.2953	1030-750	1.21	2993-750	39.61
7.60	.2992	1030-760	1.49	2993-760	35.05
7.70	.3031	1030-770	1.49	2993-770	32.15
7.80	.3071	1030-780	1.49	2993-780	35.05
7.85	.3091	1030-785	1.49	–	–
7.90	.3110	1030-790	1.49	2993-790	35.05
8.00	.3150	1030-800	1.58	2993-800	40.51
8.10	.3189	1030-810	1.58	2993-810	34.30
8.20	.3228	1030-820	1.58	2993-820	37.40
8.25	.3248	1030-825	1.58	–	–
8.30	.3268	1030-830	1.58	2993-830	34.30
8.40	.3307	1030-840	1.58	2993-840	37.40
8.50	.3346	1030-850	1.58	2993-850	42.38
8.60	.3386	1030-860	1.82	2993-860	37.40
8.70	.3425	1030-870	1.82	2993-870	37.40
8.75	.3445	1030-875	1.92	–	–
8.80	.3465	1030-880	1.92	2993-880	37.40
8.90	.3504	1030-890	1.92	2993-890	37.40
9.00	.3543	1030-900	1.92	2993-900	43.30

Carbide Tipped

DIAM. mm	DECM'L. EQUIV.	Pittsburg® ALLEGHANY HIGH SPEED ORDER NO.	PRICE EACH	Allegiance® AMERICAN MADE CARBIDE TIPPED ORDER NO.	PRICE EACH
9.10	.3583	1030-910	$1.92	2993-910	$40.50
9.20	.3622	1030-920	2.19	2993-920	37.15
9.25	.3642	1030-925	2.19	–	–
9.30	.3661	1030-930	2.19	2993-930	40.50
9.40	.3701	1030-940	2.19	2993-940	40.50
9.50	.3740	1030-950	2.19	2993-950	47.04
9.60	.3780	1030-960	2.48	2993-960	41.05
9.70	.3819	1030-970	2.48	2993-970	41.05
9.75	.3839	1030-975	2.48	–	–
9.80	.3858	1030-980	2.48	2993-980	41.05
9.90	.3898	1030-990	2.48	2993-990	41.05
10.00	.3937	1031-000	2.48	2994-000	48.66
10.10	.3976	1031-010	3.05	2994-010	49.00
10.20	.4016	1031-020	2.48	2994-020	49.00
10.25	.4035	1031-025	3.47	–	–
10.30	.4055	1031-030	3.47	2994-030	49.00
10.40	.4094	1031-040	3.47	2994-040	49.00
10.50	.4134	1031-050	2.86	2994-050	56.09
10.60	.4173	1031-060	3.47	2994-060	53.65
10.70	.4213	1031-070	3.41	2994-070	53.65
10.80	.4252	1031-080	3.41	2994-080	49.20
10.90	.4291	–	–	2994-090	53.65
11.00	.4331	1031-100	3.04	2994-100	60.86
11.10	.4370	1031-110	4.17	2994-110	59.90
11.20	.4409	1031-120	4.17	2994-120	59.90
11.25	.4429	1031-125	4.17	–	–
11.30	.4449	1031-130	4.61	2994-130	59.90
11.40	.4488	1031-140	4.61	2994-140	59.90
11.50	.4528	1031-150	3.40	2994-150	68.23
11.60	.4567	1031-160	4.61	2994-160	65.25
11.65	4587	1031-165	4.85	–	–
11.70	.4606	1031-170	4.85	2994-170	65.25
11.80	.4646	1031-180	4.85	2994-180	65.25
11.90	.4685	–	–	2994-190	65.25
12.00	.4724	1031-200	3.80	2994-200	73.98
12.10	.4764	–	–	2994-210	67.80
12.20	.4803	1031-220	5.14	2994-220	67.80
12.25	.4823	1031-225	5.14	–	–
12.30	.4843	–	–	2994-230	67.80
12.40	.4882	1031-240	5.14	2994-240	67.80
12.50	.4921	1031-250	3.93	2994-250	76.63
12.60	.4921	1031-260	5.14	2994-260	70.20
12.70	.5000	1031-270	5.14	2994-270	61.55
12.80	.5039	1031-280	4.50	2994-280	77.05
12.90	.5079	1031-290	5.14	2994-290	77.05
13.00	.5118	1031-300	4.50	2994-300	91.37
13.25	.5217	1031-325	5.65	–	–
13.40	.5276	1031-340	5.65	–	–
13.50	.5315	1031-350	5.65	2994-350	99.85
13.75	.5413	1031-375	6.46	–	–
13.80	.5433	1031-380	6.46	–	–
14.00	.5512	1031-400	6.46	2994-400	105.75
14.25	.5610	1031-425	6.46	–	–
14.50	.5709	1031-450	6.46	2994-450	113.35
14.70	.5787	1031-470	7.00	–	–
14.80	.5827	1031-480	7.00	–	–
14.90	.5866	1031-490	7.00	–	–
15.00	.5906	1031-500	7.00	2994-500	113.35
15.50	.6102	1031-550	8.01	–	–
15.75	.6201	1031-575	8.01	–	–
16.00	.6299	1031-600	8.01	2994-600	116.95
16.50	.6496	1031-650	8.65	–	–
17.00	.6693	1031-700	8.65	–	–
17.50	.6890	1031-750	9.51	–	–
17.75	.6988	1031-775	9.51	–	–
18.00	.7087	1031-800	10.13	–	–
18.25	.7185	1031-825	11.01	–	–
18.75	.7382	1031-875	11.01	–	–
19.00	.7480	1031-900	12.20	–	–
20.00	.7874	1032-000	12.20	–	–

Jobbers Length Drills– Cobalt

M42 Cobalt – 135° Split Point

8

Look for ALLEGIANCE® AMERICANMADE

MADE IN USA

WARNING: This product contains Cobalt and/or Nickel and/or Lead a chemical known to the state of California to cause cancer or birth defects or other reproductive harm. For more information: www.prop65.ca.gov. **WARNING:** Cutting tools may shatter. Always wear approved safety glasses and mask when regrinding.

Fractional Sizes

FRAC. SIZES	DEC. EQV.	FLUTE LG'TH	OAL	COBALT USA ORDER NO.	PRICE EACH
1/64	0.0156	3/16	3/4	1101-001	$ 3.25
3/64	0.0469	3/4	1-3/4	1101-003	2.23
1/16	0.0625	7/8	1-7/8	1101-004	2.05
5/64	0.0781	1	2	1101-005	2.08
3/32	0.0937	1-1/4	2-1/4	1101-006	2.13
7/64	0.1094	1-1/2	2-5/8	1101-007	2.30
1/8	0.1250	1-5/8	2-3/4	1101-008	2.62
9/64	0.1406	1-3/4	2-7/8	1101-009	2.78
5/32	0.1562	2	3-1/8	1101-010	3.08
11/64	0.1719	2-1/8	3-1/4	1101-011	3.31
3/16	0.1875	2-5/16	3-1/2	1101-012	3.67
13/64	0.2031	2-7/16	3-5/8	1101-013	4.25
7/32	0.2187	2-1/2	3-3/4	1101-014	4.60
15/64	0.2344	2-5/8	3-7/8	1101-015	4.87
1/4	0.2500	2-3/4	4	1101-016	5.02
17/64	0.2656	2-7/8	4-1/8	1101-017	6.06
9/32	0.2812	2-15/16	4-1/4	1101-018	6.56
19/64	0.2969	3-1/16	4-3/8	1101-019	7.87
5/16	0.3125	3-3/16	4-1/2	1101-020	8.41
21/64	0.3281	3-5/16	4-5/8	1101-021	9.50
11/32	0.3437	3-7/16	4-3/4	1101-022	10.34
23/64	0.3594	3-1/2	4-7/8	1101-023	11.70
3/8	0.3750	3-5/8	5	1101-024	12.51
25/64	0.3906	3-3/4	5-1/8	1101-025	13.78
13/32	0.4062	3-7/8	5-1/4	1101-026	14.44
27/64	0.4219	3-15/16	5-3/8	1101-027	15.83
7/16	0.4375	4-1/16	5-1/2	1101-028	16.22
29/64	0.4531	4-3/16	5-5/8	1101-029	19.19
15/32	0.4687	4-5/16	5-3/4	1101-030	20.62
31/64	0.4844	4-3/8	5-7/8	1101-031	21.47
1/2	0.5000	4-1/2	6	1101-032	21.62

PACKAGE QUANTITIES: Fractional Sizes
1/64–19/64: 12 pcs. 5/16–1/2: 6 pcs.
33/64–11/16: 1 pcs.

FOR SIZES 33/64 - 11/16 SEE S&D DRILL SECTION

3/8" Shank Sizes

DIAM.	DEC. EQV.	FLUTE LG'TH	OAL	COBALT USA ORDER NO.	PRICE EACH
25/64	.3594	3-1/2	4-7/8	1460-325	$22.46
13/32	.4062	3-7/8	5-1/4	1460-326	22.95
27/64	.4219	3-15/16	5-3/8	1460-327	26.30
7/16	.4375	4-1/16	5-1/2	1460-328	26.91
29/64	.4531	4-3/16	5-5/8	1460-329	29.61
15/32	.4687	4-5/16	5-3/4	1460-330	29.66
31/64	.4844	4-3/8	5-7/8	1460-331	30.15
1/2	.5000	4-1/2	6	1460-332	30.15

Note: Sizes under 1/16, and #52 are not Split Point

Wire Gage Sizes

WIRE GAGE SIZES	DECM'L EQUIV.	FLUTE LENGTH	OVERALL LENGTH	COBALT USA ORDER NO.	PRICE EACH
1	.2280	2-5/8	3-7/8	1111-001	$5.32
2	.2210	2-5/8	3-7/8	1111-002	5.32
3	.2130	2-1/2	3-3/4	1111-003	5.02
4	.2090	2-1/2	3-3/4	1111-004	5.02
5	.2055	2-1/2	3-3/4	1111-005	5.02
6	.2040	2-1/2	3-3/4	1111-006	5.02
7	.2010	2-7/16	3-5/8	1111-007	4.28
8	.1990	2-7/16	3-5/8	1111-008	4.28
9	.1960	2-7/16	3-5/8	1111-009	4.28
10	.1935	2-7/16	3-5/8	1111-010	4.28
11	.1910	2-5/16	3-1/2	1111-011	4.28
12	.1890	2-5/16	3-1/2	1111-012	4.17
13	.1850	2-5/16	3-1/2	1111-013	3.85
14	.1820	2-3/16	3-3/8	1111-014	3.85
15	.1800	2-3/16	3-3/8	1111-015	3.85
16	.1770	2-3/16	3-3/8	1111-016	3.76
17	.1730	2-3/16	3-3/8	1111-017	3.76
18	.1695	2-1/8	3-1/4	1111-018	3.50
19	.1660	2-1/8	3-1/4	1111-019	3.38
20	.1610	2-1/8	3-1/4	1111-020	3.38
21	.1590	2-1/8	3-1/4	1111-021	3.38
22	.1570	2	3-1/8	1111-022	3.38
23	.1540	2	3-1/8	1111-023	3.38
24	.1520	2	3-1/8	1111-024	3.38
25	.1495	1-7/8	3	1111-025	3.00
26	.1470	1-7/8	3	1111-026	3.00
27	.1440	1-7/8	3	1111-027	3.00
28	.1405	1-3/4	2-7/8	1111-028	3.00
29	.1360	1-3/4	2-7/8	1111-029	3.00
30	.1285	1-5/8	2-3/4	1111-030	2.55
31	.1200	1-5/8	2-3/4	1111-031	2.55
32	.1160	1-5/8	2-3/4	1111-032	2.55
33	.1130	1-1/2	2-5/8	1111-033	2.35
34	.1110	1-1/2	2-5/8	1111-034	2.35
35	.1100	1-1/2	2-5/8	1111-035	2.35
36	.1065	1-7/16	2-1/2	1111-036	2.35
37	.1040	1-7/16	2-1/2	1111-037	2.35
38	.1015	1-7/16	2-1/2	1111-038	2.20
39	.0995	1-3/8	2-3/8	1111-039	2.20
40	.0980	1-3/8	2-3/8	1111-040	2.20
41	.0960	1-3/8	2-3/8	1111-041	2.20
42	.0935	1-1/4	2-1/4	1111-042	2.20
43	.0890	1-1/4	2-1/4	1111-043	2.20
44	.0860	1-1/8	2-1/8	1111-044	2.20
45	.0820	1-1/8	2-1/8	1111-045	2.20
46	.0810	1-1/8	2-1/8	1111-046	2.20
47	.0785	1	2	1111-047	2.20
48	.0760	1	2	1111-048	2.20
49	.0730	1	2	1111-049	2.20
50	.0700	1	2	1111-050	2.20
51	.0670	1	2	1111-051	2.20
52	.0635	7/8	1-7/8	1111-052	2.20
53	.0595	7/8	1-7/8	1111-053	2.20
54	.0550	7/8	1-7/8	1111-054	2.20
55	.0520	7/8	1-7/8	1111-055	2.20
56	.0465	3/4	1-3/4	1111-056	2.32
57	.0430	3/4	1-3/4	1111-057	2.32
58	.0420	11/16	1-5/8	1111-058	2.32
59	.0410	11/16	1-5/8	1111-059	2.32
60	.0400	11/16	1-5/8	1111-060	2.32

PACKAGE QUANTITIES: Wire Gage Sizes
1-100: 12 pcs.

Letter Sizes

LETTER SIZES	DECM'L EQUIV.	FLUTE LENGTH	OVERALL LENGTH	COBALT USA ORDER NO.	PRICE EACH
A	.2340	2-5/8	3-7/8	1121-001	$5.64
B	.2380	2-3/4	4	1121-002	6.00
C	.2420	2-3/4	4	1121-003	6.00
D	.2460	2-3/4	4	1121-004	6.31
E	.2500	2-3/4	4	1121-005	5.02
F	.2570	2-7/8	4-1/8	1121-006	6.19
G	.2610	2-7/8	4-1/8	1121-007	6.60
H	.2660	2-7/8	4-1/8	1121-008	6.84
I	.2720	2-7/8	4-1/8	1121-009	6.96
J	.2770	2-7/8	4-1/8	1121-010	7.49
K	.2810	2-15/16	4-1/4	1121-011	7.61
L	.2900	2-15/16	4-1/4	1121-012	8.38
M	.2950	3-1/16	4-3/8	1121-013	9.09
N	.3020	3-1/16	4-3/8	1121-014	9.25
O	.3160	3-3/16	4-1/2	1121-015	10.03
P	.3230	3-5/16	4-5/8	1121-016	10.57
Q	.3320	3-7/16	4-3/4	1121-017	10.58
R	.3390	3-7/16	4-3/4	1121-018	10.58
S	.3480	3-1/2	4-7/8	1121-019	12.78
T	.3580	3-1/2	4-7/8	1121-020	13.02
U	.3680	3-5/8	5	1121-021	13.40
V	.3770	3-5/8	5	1121-022	13.98
W	.3860	3-3/4	5-1/8	1121-023	13.98
X	.3970	3-3/4	5-1/8	1121-024	15.02
Y	.4040	3-7/8	5-1/4	1121-025	15.43
Z	.4130	3-7/8	5-1/4	1121-026	16.19

PACKAGE QUANTITIES: Letter Sizes
A-N: 12pcs. O-Z: 6 pcs.

Jobbers Length Drills– Cobalt

M35 Cobalt – 135° Split Point

Pittsburg® ALLEGHANY 8

WARNING: This product contains Cobalt and/or Nickel and/or Lead a chemical known to the state of California to cause cancer or birth defects or other reproductive harm. For more information: www.prop65.ca.gov. **WARNING:** Cutting tools may shatter. Always wear approved safety glasses and mask when regrinding.

Fractional Sizes

FRAC. SIZES	DEC. EQV.	FLUTE LG'TH	OAL	ORDER NO.	PRICE EACH
1/64	0.0156	3/16	3/4	1100-001	$1.44
1/32	0.0312	1/2	1-3/8	1100-002	1.15
3/64	0.0469	3/4	1-3/4	1100-003	1.34
1/16	0.0625	7/8	1-7/8	1100-004	1.30
5/64	0.0781	1	2	1100-005	1.28
3/32	0.0937	1-1/4	2-1/4	1100-006	1.28
7/64	0.1094	1-1/2	2-5/8	1100-007	1.34
1/8	0.1250	1-5/8	2-3/4	1100-008	1.56
9/64	0.1406	1-3/4	2-7/8	1100-009	1.60
5/32	0.1562	2	3-1/8	1100-010	1.83
11/64	0.1719	2-1/8	3-1/4	1100-011	1.95
3/16	0.1875	2-5/16	3-1/2	1100-012	2.21
13/64	0.2031	2-7/16	3-5/8	1100-013	2.53
7/32	0.2187	2-1/2	3-3/4	1100-014	2.76
15/64	0.2344	2-5/8	3-7/8	1100-015	2.95
1/4	0.2500	2-3/4	4	1100-016	3.07
17/64	0.2656	2-7/8	4-1/8	1100-017	3.68
9/32	0.2812	2-15/16	4-1/4	1100-018	3.84
19/64	0.2969	3-1/16	4-3/8	1100-019	4.56
5/16	0.3125	3-3/16	4-1/2	1100-020	4.91
21/64	0.3281	3-5/16	4-5/8	1100-021	5.45
11/32	0.3437	3-7/16	4-3/4	1100-022	5.86
23/64	0.3594	3-1/2	4-7/8	1100-023	7.67
3/8	0.3750	3-5/8	5	1100-024	7.53
25/64	0.3906	3-3/4	5-1/8	1100-025	8.42
13/32	0.4062	3-7/8	5-1/4	1100-026	8.87
27/64	0.4219	3-15/16	5-3/8	1100-027	9.74
7/16	0.4375	4-1/16	5-1/2	1100-028	9.98
29/64	0.4531	4-3/16	5-5/8	1100-029	12.97
15/32	0.4687	4-5/16	5-3/4	1100-030	13.12
31/64	0.4844	4-3/8	5-7/8	1100-031	14.29
1/2	0.5000	4-1/2	6	1100-032	14.64

PACKAGE QUANTITIES: Fractional Sizes
1/64–19/64: 12 pcs. 5/16–1/2: 6 pcs.
33/64–11/16: 1 pcs.

Note: Sizes under 1/16, and #52 are not Split Point

Wire Gage Sizes

WIRE GAGE SIZES	DECM'L EQUIV.	FLUTE LENGTH	OVERALL LENGTH	ORDER NO.	PRICE EACH
1	.2280	2-5/8	3-7/8	1110-001	$3.19
2	.2210	2-5/8	3-7/8	1110-002	3.19
3	.2130	2-1/2	3-3/4	1110-003	3.00
4	.2090	2-1/2	3-3/4	1110-004	3.00
5	.2055	2-1/2	3-3/4	1110-005	3.00
6	.2040	2-1/2	3-3/4	1110-006	3.00
7	.2010	2-7/16	3-5/8	1110-007	2.56
8	.1990	2-7/16	3-5/8	1110-008	2.56
9	.1960	2-7/16	3-5/8	1110-009	2.56
10	.1935	2-7/16	3-5/8	1110-010	2.56
11	.1910	2-5/16	3-1/2	1110-011	2.56
12	.1890	2-5/16	3-1/2	1110-012	2.49
13	.1850	2-5/16	3-1/2	1110-013	2.30
14	.1820	2-3/16	3-3/8	1110-014	2.30
15	.1800	2-3/16	3-3/8	1110-015	2.30
16	.1770	2-3/16	3-3/8	1110-016	2.24
17	.1730	2-3/16	3-3/8	1110-017	2.24
18	.1695	2-1/8	3-1/4	1110-018	2.09
19	.1660	2-1/8	3-1/4	1110-019	2.03
20	.1610	2-1/8	3-1/4	1110-020	2.03
21	.1590	2-1/8	3-1/4	1110-021	2.03
22	.1570	2	3-1/8	1110-022	2.03
23	.1540	2	3-1/8	1110-023	2.03
24	.1520	2	3-1/8	1110-024	2.03
25	.1495	1-7/8	3	1110-025	1.80
26	.1470	1-7/8	3	1110-026	1.80
27	.1440	1-7/8	3	1110-027	1.80
28	.1405	1-3/4	2-7/8	1110-028	1.80
29	.1360	1-3/4	2-7/8	1110-029	1.80
30	.1285	1-5/8	2-3/4	1110-030	1.52
31	.1200	1-5/8	2-3/4	1110-031	1.52
32	.1160	1-5/8	2-3/4	1110-032	1.52
33	.1130	1-1/2	2-5/8	1110-033	1.41
34	.1110	1-1/2	2-5/8	1110-034	1.41
35	.1100	1-1/2	2-5/8	1110-035	1.41
36	.1065	1-7/16	2-1/2	1110-036	1.41
37	.1040	1-7/16	2-1/2	1110-037	1.41
38	.1015	1-7/16	2-1/2	1110-038	1.32
39	.0995	1-3/8	2-3/8	1110-039	1.32
40	.0980	1-3/8	2-3/8	1110-040	1.32
41	.0960	1-3/8	2-3/8	1110-041	1.32
42	.0935	1-1/4	2-1/4	1110-042	1.32
43	.0890	1-1/4	2-1/4	1110-043	1.32
44	.0860	1-1/8	2-1/8	1110-044	1.32
45	.0820	1-1/8	2-1/8	1110-045	1.32
46	.0810	1-1/8	2-1/8	1110-046	1.32
47	.0785	1	2	1110-047	1.32
48	.0760	1	2	1110-048	1.88
49	.0730	1	2	1110-049	1.32
50	.0700	1	2	1110-050	1.32
51	.0670	1	2	1110-051	1.32
52	.0635	7/8	1-7/8	1110-052	1.32
53	.0595	7/8	1-7/8	1110-053	1.32
54	.0550	7/8	1-7/8	1110-054	1.32
55	.0520	7/8	1-7/8	1110-055	1.32
56	.0465	3/4	1-3/4	1110-056	1.38
57	.0430	3/4	1-3/4	1110-057	1.38
58	.0420	11/16	1-5/8	1110-058	1.38
59	.0410	11/16	1-5/8	1110-059	1.38
60	.0400	11/16	1-5/8	1110-060	1.33

PACKAGE QUANTITIES: Wire Gage Sizes
1-100: 12 pcs.

Wire Gage Sizes (Continued)

WIRE GAGE SIZES	DECM'L EQUIV.	FLUTE LENGTH	OVERALL LENGTH	ORDER NO.	PRICE EACH
61	.0390	11/16	1-5/8	1110-061	$1.28
62	.0380	5/8	1-1/2	1110-062	1.28
63	.0370	5/8	1-1/2	1110-063	1.28
64	.0360	5/8	1-1/2	1110-064	1.28
65	.0350	5/8	1-1/2	1110-065	1.28
66	.0330	1/2	1-3/8	1110-066	1.36
67	.0320	1/2	1-3/8	1110-067	1.36
68	.0310	1/2	1-3/8	1110-068	1.36
69	.0292	1/2	1-3/8	1110-069	1.54
70	.0280	3/8	1-1/4	1110-070	1.54
71	.0260	3/8	1-1/4	1110-071	1.54
72	.0250	5/16	1-1/8	1110-072	1.54
73	.0240	5/16	1-1/8	1110-073	1.54
74	.0225	1/4	1	1110-074	1.54
75	.0210	1/4	1	1110-075	1.70
76	.0200	3/16	7/8	1110-076	1.70
77	.0180	3/16	7/8	1110-077	1.70
78	.0160	3/16	7/8	1110-078	1.70
79	.0145	1/8	3/4	1110-079	1.70
80	.0135	1/8	3/4	1110-080	1.70

PACKAGE QUANTITIES: Wire Gage Sizes
1-100: 12 pcs.

† Limited Quantities

Letter Sizes

LETTER SIZES	DECM'L EQUIV.	FLUTE LENGTH	OVERALL LENGTH	ORDER NO.	PRICE EACH
A	.2340	2-5/8	3-7/8	1120-001	$3.61
B	.2380	2-3/4	4	1120-002	3.75
C	.2420	2-3/4	4	1120-003	4.03
D	.2460	2-3/4	4	1120-004	4.22
E	.2500	2-3/4	4	1120-005	3.10
F	.2570	2-7/8	4-1/8	1120-006	3.72
G	.2610	2-7/8	4-1/8	1120-007	3.75
H	.2660	2-7/8	4-1/8	1120-008	4.52
I	.2720	2-7/8	4-1/8	1120-009	3.95
J	.2770	2-7/8	4-1/8	1120-010	4.22
K	.2810	2-15/16	4-1/4	1120-011	4.22
L	.2900	2-15/16	4-1/4	1120-012	4.79
M	.2950	3-1/16	4-3/8	1120-013	5.10
N	.3020	3-1/16	4-3/8	1120-014	5.10
O	.3160	3-3/16	4-1/2	1120-015	6.03
P	.3230	3-5/16	4-5/8	1120-016	5.97
Q	.3320	3-7/16	4-3/4	1120-017	6.18
R	.3390	3-7/16	4-3/4	1120-018	6.18
S	.3480	3-1/2	4-7/8	1120-019	7.58
T	.3580	3-1/2	4-7/8	1120-020	7.58
U	.3680	3-5/8	5	1120-021	7.58
V	.3770	3-5/8	5	1120-022	8.98
W	.3860	3-3/4	5-1/8	1120-023	8.37
X	.3970	3-3/4	5-1/8	1120-024	8.37
Y	.4040	3-7/8	5-1/4	1120-025	8.86
Z	.4130	3-7/8	5-1/4	1120-026	10.35

PACKAGE QUANTITIES: Letter Sizes
A-N: 12pcs. O-Z: 6 pcs.

Jobbers Length Drills – Heavy Duty

8

WARNING: This product contains Cobalt and/or Nickel and/or Lead a chemical known to the state of California to cause cancer or birth defects or other reproductive harm. For more information: www.prop65.ca.gov. **WARNING:** Cutting tools may shatter. Always wear approved safety glasses and mask when regrinding.

High Speed Steel

Heavy Duty 135° Split Point

Titanium Nitride Coated Heavy Duty 135° Split Point



Premium Heavy Duty 135° Split Point Black & Gold

Fractional Sizes

				Pittsburgh Allegiance		Allegiance American Made		Allegiance American Made		Allegiance American Made	
				HEAVY DUTY		HEAVY DUTY		TiN COATED HD		HD BLACK & GOLD	
SIZE	DEC. EQUIV.	FLUTE LGTH.	OVER. LGTH.	ORDER NO.	PRICE EACH	ORDER NO.	PRICE EACH	ORDER NO.	PRICE EACH	ORDER NO.	PRICE EACH
3/64	0.0469	–	–	–	–	1002-003	$1.57	–	–	9500-003	$1.31
1/16	0.0625	7/8	1-7/8	1002-104	$ 0.83	1002-004	1.39	6326-204	$3.07	9500-004	1.32
5/64	0.0781	1	2	1002-105	1.66	1002-005	1.40	6326-205	3.07	9500-005	1.32
3/32	0.0937	1-1/4	2-1/4	1002-106	1.66	1002-006	1.50	6326-206	3.07	9500-006	1.32
7/64	0.1094	1-1/2	2-5/8	1002-107	1.72	1002-007	1.55	6326-207	3.28	9500-007	1.48
1/8	0.1250	1-5/8	2-3/4	1002-108	1.74	1002-008	1.57	6326-208	3.34	9500-008	1.48
9/64	0.1406	1-3/4	2-7/8	1002-109	1.84	1002-009	1.74	6326-209	3.82	9500-009	1.61
5/32	0.1562	2	3-1/8	1002-110	1.88	1002-010	1.86	6326-210	4.27	9500-010	1.63
11/64	0.1719	2-1/8	3-1/4	1002-111	1.94	1002-011	1.97	6326-211	4.43	9500-011	1.74
3/16	0.1875	2-5/16	3-1/2	1002-112	2.28	1002-012	2.26	6326-212	4.70	9500-012	1.93
13/64	0.2021	2-7/16	3-5/8	1002-113	2.58	1002-013	2.36	6326-213	5.72	9500-013	2.14
7/32	0.2187	2-1/2	3-3/4	1002-114	2.82	1002-014	2.50	6326-214	6.12	9500-014	2.42
15/64	0.2344	2-5/8	3-7/8	1002-115	3.02	1002-015	2.81	6326-215	6.53	9500-015	2.62
1/4	0.2500	2-3/4	4	1002-116	3.06	1002-016	2.93	6326-216	6.65	9500-016	2.72
17/64	0.2656	2-7/8	4-1/8	1002-117	3.90	1002-017	3.48	6326-217	9.66	9500-017	3.43
9/32	0.2812	2-15/16	4-1/4	1002-118	4.24	1002-018	3.68	6326-218	9.58	9500-018	3.78
19/64	0.2969	3-1/16	4-3/8	1002-119	4.68	1002-019	4.27	6326-219	10.67	9500-019	4.09
5/16	0.3125	3-3/16	4-1/2	1002-120	4.92	1002-020	4.63	6326-220	10.98	9500-020	4.31
21/64	0.3281	3-5/16	4-5/8	1002-121	5.42	1002-021	5.15	6326-221	11.88	9500-021	5.90
11/32	0.3437	3-7/16	4-3/4	1002-122	6.08	1002-022	5.53	6326-222	12.50	9500-022	5.23
23/64	0.3594	3-1/2	4-7/8	1002-123	6.70	1002-023	6.42	6326-223	13.63	9500-023	6.10
3/8	0.3750	3-5/8	5	1002-124	7.08	1002-024	6.73	6326-224	13.49	9500-024	6.05
25/64	0.3906	3-3/4	5-1/8	1002-125	7.92	1002-025	7.52	6326-225	17.75	9500-025	7.24
13/32	0.4062	3-7/8	5-1/4	1002-126	8.26	1002-026	7.68	6326-226	17.89	9500-026	7.26
27/64	0.4219	3-15/16	5-3/8	1002-127	9.18	1002-027	8.80	6326-227	19.27	9500-027	8.45
7/16	0.4375	4-1/16	5-1/2	1002-128	9.52	1002-028	9.00	6326-228	19.36	9500-028	8.14
29/64	0.4531	4-3/16	5-5/8	1002-129	10.66	1002-029	10.28	6326-229	21.12	9500-029	9.32
15/32	0.4687	4-5/16	5-3/4	1002-130	11.28	1002-030	10.78	6326-230	21.54	9500-030	9.88
31/64	0.4844	4-3/8	5-7/8	1002-131	11.94	1002-031	11.30	6326-231	22.61	9500-031	10.46
1/2	0.5000	4-1/2	6	1002-132	12.08	1002-032	11.69	6326-232	22.32	9500-032	10.46

PACKAGE QUANTITIES: Fractional Sizes
1/64–19/64: 12 pcs. 5/16–1/2: 6 pcs. 33/64–11/16: 1 pcs.

3/8" Shank

25/64	0.3906	3-3/4	5-1/8	–	–	–	–	6326-255	$19.81	9500-255	$6.03
13/32	0.4062	3-7/8	5-1/4	–	–	–	–	6326-256	13.25	9500-256	6.05
27/64	0.4219	3-15/16	5-3/8	–	–	–	–	6326-257	13.66	9500-257	7.04
7/16	0.4375	4-1/16	5-1/2	–	–	–	–	6326-258	19.84	9500-258	6.78
29/64	0.4531	4-3/16	5-5/8	–	–	–	–	6326-259	15.67	9500-259	7.77
15/32	0.4687	4-5/16	5-3/4	–	–	–	–	6326-260	16.36	9500-260	8.23
31/64	0.4844	4-3/8	5-7/8	–	–	–	–	6326-261	16.82	9500-261	8.72
1/2	0.5000	4-1/2	6	–	–	–	–	6326-262	17.25	9500-262	8.72

Letter Sizes

				Allegiance American Made	
				HEAVY DUTY	
SIZE	DEC. EQUIV.	FLT. LGTH.	OVERALL LGTH.	ORDER NO.	PRICE EACH
A	.2340	2-5/8	3-7/8	1022-001	$3.48
B	.2380	2-3/4	4	1022-002	3.48
C	.2420	2-3/4	4	1022-003	3.48
D	.2460	2-3/4	4	1022-004	3.48
E	.2500	2-3/4	4	1022-005	2.93
F	.2570	2-7/8	4-1/8	1022-006	3.56
G	.2610	2-7/8	4-1/8	1022-007	4.13
H	.2660	2-7/8	4-1/8	1022-008	4.36
I	.2720	2-7/8	4-1/8	1022-009	4.36
J	.2770	2-7/8	4-1/8	1022-010	4.60
K	.2810	2-15/16	4-1/4	1022-011	4.91
L	.2900	2-15/16	4-1/4	1022-012	5.06
M	.2950	3-1/16	4-3/8	1022-013	5.06

				Allegiance American Made	
				HEAVY DUTY	
SIZE	DEC. EQUIV.	FLT. LGTH.	OVERALL LGTH.	ORDER NO.	PRICE EACH
N	.3020	3-1/16	4-3/8	1022-014	$5.06
O	.3160	3-3/16	4-1/2	1022-015	5.06
P	.3230	3-5/16	4-5/8	1022-016	5.86
Q	.3320	3-7/16	4-3/4	1022-017	6.02
R	.3390	3-7/16	4-3/4	1022-018	6.44
S	.3480	3-1/2	4-7/8	1022-019	7.09
T	.3580	3-1/2	4-7/8	1022-020	7.52
U	.3680	3-5/8	5	1022-021	7.52
V	.3770	3-5/8	5	1022-022	7.73
W	.3860	3-3/4	5-1/8	1022-023	8.14
X	.3970	3-3/4	5-1/8	1022-024	9.64
Y	.4040	3-7/8	5-1/4	1022-025	11.78
Z	.4130	3-7/8	5-1/4	1022-026	11.78

Wire Gage Sizes

				Allegiance American Made			
				HEAVY DUTY		BLACK & GOLD	
WIRE GAGE SIZES	DEC. EQUIV.	FLUTE LGTH.	OVER. LGTH.	ORDER NO.	PRICE EACH	ORDER NO.	PRICE EACH
1	.2280	2-5/8	3-7/8	1012-001	$2.93	9500-101	$2.73
2	.2210	2-5/8	3-7/8	1012-002	2.93	9500-102	2.73
3	.2130	2-1/2	3-1/4	1012-003	2.77	9500-103	2.48
4	.2090	2-1/2	3-1/4	1012-004	2.77	9500-104	2.48
5	.2055	2-1/2	3-1/4	1012-005	2.77	9500-105	2.48
6	.2040	2-1/2	3-1/4	1012-006	2.77	9500-106	2.48
7	.2010	2-7/16	3-5/8	1012-007	2.38	9500-107	2.28
8	.1990	2-7/16	3-5/8	1012-008	2.46	9500-108	2.13
9	.1960	2-7/16	3-5/8	1012-009	2.46	9500-109	2.13
10	.1935	2-7/16	3-5/8	1012-010	2.46	9500-110	2.13
11	.1910	2-5/16	3-1/2	1012-011	2.32	9500-111	2.05
12	.1890	2-5/16	3-1/2	1012-012	2.32	9500-112	2.05
13	.1850	2-5/16	3-1/2	1012-013	2.26	9500-113	1.94
14	.1820	2-3/16	3-3/8	1012-014	2.26	9500-114	1.94
15	.1800	2-3/16	3-3/8	1012-015	2.26	9500-115	1.94
16	.1770	2-3/16	3-3/8	1012-016	2.26	9500-116	1.94
17	.1730	2-3/16	3-3/8	1012-017	2.26	9500-117	1.94
18	.1695	2-1/8	3-1/4	1012-018	1.86	9500-118	1.61
19	.1660	2-1/8	3-1/4	1012-019	1.86	9500-119	1.61
20	.1610	2-1/8	3-1/4	1012-020	1.81	9500-120	1.61
21	.1590	2-1/8	3-1/4	1012-021	1.81	9500-121	1.61
22	.1570	2	3-1/8	1012-022	1.81	9500-122	1.61
23	.1540	2	3-1/8	1012-023	1.81	9500-123	1.61
24	.1520	2	3-1/8	1012-024	1.81	9500-124	1.61
25	.1495	1-7/8	3	1012-025	1.81	9500-125	1.61
26	.1470	1-7/8	3	1012-026	1.81	9500-126	1.61
27	.1440	1-7/8	3	1012-027	1.69	9500-127	1.61
28	.1405	1-3/4	2-7/8	1012-028	1.60	9500-128	1.44
29	.1360	1-3/4	2-7/8	1012-029	1.60	9500-129	1.44
30	.1285	1-5/8	2-3/4	1012-030	1.49	9500-130	1.33
31	.1200	1-5/8	2-3/4	1012-031	1.60	9500-131	1.44
32	.1160	1-5/8	2-3/4	1012-032	1.60	9500-132	1.44
33	.1130	1-1/2	2-5/8	1012-033	1.60	9500-133	1.44
34	.1110	1-1/2	2-5/8	1012-034	1.60	9500-134	1.44
35	.1100	1-1/2	2-5/8	1012-035	1.60	9500-135	1.44
36	.1065	1-7/16	2-1/2	1012-036	1.60	9500-136	1.44
37	.1040	1-7/16	2-1/2	1012-037	1.60	9500-137	1.44
38	.1015	1-7/16	2-1/2	1012-038	1.60	9500-138	1.44
39	.0995	1-3/8	2-3/8	1012-039	1.60	9500-139	1.44
40	.0980	1-3/8	2-3/8	1012-040	1.55	9500-140	1.44
41	.0960	1-3/8	2-3/8	1012-041	1.60	9500-141	1.44
42	.0935	1-1/4	2-1/4	1012-042	1.60	9500-142	1.44
43	.0890	1-1/4	2-1/4	1012-043	1.60	9500-143	1.44
44	.0860	1-1/8	2-1/8	1012-044	1.60	9500-144	1.44
45	.0820	1-1/8	2-1/8	1012-045	1.60	9500-145	1.44
46	.0810	1-1/8	2-1/8	1012-046	1.60	9500-146	1.44
47	.0785	1	2	1012-047	1.60	9500-147	1.44
48	.0760	1	2	1012-048	1.60	9500-148	1.44
49	.0730	1	2	1012-049	1.60	9500-149	1.44
50	.0700	1	2	1012-050	1.60	9500-150	1.44
51	.0670	1	2	1012-051	1.60	9500-151	1.44
52	.0635	7/8	1-7/8	1012-052	1.60	9500-152	1.44
53	.0595	7/8	1-7/8	1012-053	1.60	9500-153	1.44
54	.0550	7/8	1-7/8	1012-054	1.60	9500-154	1.44
55	.0520	7/8	1-7/8	1012-055	1.60	9500-155	1.44
56	.0465	3/4	1-3/4	1012-056	1.60	9500-156	1.44
57	.0430	3/4	1-3/4	1012-057	1.60	9500-157	1.44
58	.0420	11/16	1-5/8	1012-058	1.60	9500-158	1.44
59	.0410	11/16	1-5/8	1012-059	1.60	9500-159	1.44
60	.0400	11/16	1-5/8	1012-060	1.60	9500-160	1.44

PACKAGE QUANTITIES: Wire Gage Sizes
1-100: 12 pcs.

Left Hand Jobber Drills

8

WARNING: This product contains Cobalt and/or Nickel and/or Lead a chemical known to the state of California to cause cancer or birth defects or other reproductive harm. For more information: www.prop65.ca.gov. **WARNING:** Cutting tools may shatter. Always wear approved safety glasses and mask when regrinding.

High Speed Steel – Fractional, Wire Gage, and Letter Sizes

Fractional Sizes

DIA.	FLUTE LENGTH	OVERALL LENGTH	Pittsburg® ALLEGHANY IMPORT ORDER NO..	PRICE EACH	Allegiance® AMERICAN MADE USA ORDER NO..	PRICE EACH
1/64	3/16	3/4	–	–	1131-001	$ 8.70
1/32	1/2	1-3/8	1130-002	$ 2.62	1131-002	6.54
3/64	3/4	1-3/4	1130-003	1.50	1131-003	4.10
1/16	7/8	1-7/8	1130-004	1.50	1131-004	4.10
5/64	1	2	1130-005	1.50	1131-005	4.34
3/32	1-1/4	2-1/4	1130-006	0.60	1131-006	4.34
7/64	1-1/2	2-5/8	1130-007	1.73	1131-007	4.34
1/8	1-5/8	2-3/4	1130-008	2.25	1131-008	4.34
9/64	1-3/4	2-7/8	1130-009	2.25	1131-009	4.36
5/32	2	3-1/8	1130-010	2.40	1131-010	4.67
11/64	2-1/8	3-1/4	1130-011	2.63	1131-011	5.06
3/16	2-5/16	3-1/2	1130-012	3.45	1131-012	5.15
13/64	2-7/16	3-5/8	1130-013	3.98	1131-013	5.62
7/32	2-1/2	3-3/4	1130-014	4.43	1131-014	5.94
15/64	2-5/8	3-7/8	1130-015	5.10	1131-015	7.78
1/4	2-3/4	4	1130-016	5.78	1131-016	7.49
17/64	2-7/8	4-1/8	1130-017	6.68	1131-017	8.32
9/32	2-15/16	4-1/4	1130-018	6.68	1131-018	8.56
19/64	3-1/16	4-3/8	1130-019	7.43	1131-019	9.50
5/16	3-3/16	4-1/2	1130-020	8.70	1131-020	10.30
21/64	3-5/16	4-5/8	1130-021	9.00	1131-021	11.09
11/32	3-7/16	4-3/4	1130-022	11.33	1131-022	11.77
23/64	3-1/2	4-7/8	1130-023	12.38	1131-023	14.22
3/8	3-5/8	5	1130-024	12.38	1131-024	14.40
25/64	3-3/4	5-1/8	1130-025	14.40	1131-025	16.36
13/32	3-7/8	5-1/4	1130-026	15.60	1131-026	17.66
27/64	3-15/16	5-3/8	1130-027	17.93	1131-027	19.16
7/16	4-1/16	5-1/2	1130-028	17.93	1131-028	19.32
29/64	4-3/16	5-5/8	1130-029	18.75	1131-029	22.85
15/32	4-5/16	5-3/4	1130-030	22.05	1131-030	23.42
31/64	4-3/8	5-7/8	1130-031	24.08	1131-031	25.66
1/2	4-1/2	6	1130-032	25.50	1131-032	26.12

Letter Sizes

SIZES	FLUTE LENGTH	OVERALL LENGTH	Pittsburg® ALLEGHANY IMPORT ORDER NO..	PRICE EACH	Allegiance® AMERICAN MADE USA ORDER NO..	PRICE EACH
A	2-5/8	3-7/8	1150-001	$4.20	1151-001	$ 10.45
B	2-3/4	4	1150-002	3.88	1151-002	10.45
C	2-3/4	4	1150-003	3.88	1151-003	10.45
D	2-3/4	4	1150-004	3.88	1151-004	10.45
E	2-3/4	4	1150-005	3.60	1151-005	7.49
F	2-7/8	4-1/8	1150-006	9.64	1151-006	11.57
G	2-7/8	4-1/8	1150-007	4.24	1151-007	11.57
H	2-7/8	4-1/8	1150-008	9.64	1151-008	11.57
I	2-7/8	4-1/8	1150-009	4.24	1151-009	11.57
J	2-7/8	4-1/8	1150-010	4.56	1151-010	11.57
K	2-15/16	4-1/4	1150-011	4.74	1151-011	11.57
L	2-15/16	4-1/4	1150-012	4.74	1151-012	13.10
M	3-1/16	4-3/8	1150-013	4.80	1151-013	13.10
N	3-1/16	4-3/8	1150-014	4.80	1151-014	13.10
O	3-3/16	4-1/2	1150-015	4.80	1151-015	15.05
P	3-5/16	4-5/8	1150-016	5.38	1151-016	16.63
Q	3-7/16	4-3/4	1150-017	5.52	1151-017	16.63
R	3-7/16	4-3/4	1150-018	5.92	1151-018	16.63
S	3-1/2	4-7/8	1150-019	6.48	1151-019	20.20
T	3-1/2	4-7/8	1150-020	7.36	1151-020	20.20
U	3-5/8	5	1150-021	7.48	1151-021	20.20
V	3-5/8	5	1150-022	7.48	1151-022	22.09
W	3-3/4	5-1/8	1150-023	7.68	1151-023	22.09
X	3-3/4	5-1/8	1150-024	9.40	1151-024	22.09
Y	3-7/8	5-1/4	1150-025	10.56	1151-025	23.52
Z	3-7/8	5-1/4	1150-026	11.44	1151-026	25.98

Wire Gage Sizes

SIZES	FLUTE LENGTH	OVERALL LENGTH	Pittsburg® ALLEGHANY IMPORT ORDER NO..	PRICE EACH	Allegiance® AMERICAN MADE USA ORDER NO..	PRICE EACH
1	2-5/8	3-7/8	1140-001	$5.10	1141-001	$8.70
2	2-5/8	3-7/8	1140-002	5.10	1141-002	8.70
3	2-1/2	3-3/4	1140-003	5.10	1141-003	7.84
4	2-1/2	3-3/4	1140-004	5.10	1141-004	7.84
5	2-1/2	3-3/4	1140-005	5.10	1141-005	7.84
6	2-1/2	3-3/4	1140-006	5.10	1141-006	7.84
7	2-7/16	3-5/8	1140-007	3.98	1141-007	7.28
8	2-7/16	3-5/8	1140-008	3.98	1141-008	7.28
9	2-7/16	3-5/8	1140-009	3.98	1141-009	7.28
10	2-7/16	3-5/8	1140-010	3.98	1141-010	7.28
11	2-5/16	3-1/2	1140-011	3.98	1141-011	7.28
12	2-5/16	3-1/2	1140-012	3.98	1141-012	7.28
13	2-5/16	3-1/2	1140-013	3.98	1141-013	7.04
14	2-3/16	3-3/8	1140-014	3.98	1141-014	7.04
15	2-3/16	3-3/8	1140-015	3.98	1141-015	7.04
16	2-3/16	3-3/8	1140-016	3.98	1141-016	7.04
17	2-3/16	3-3/8	1140-017	3.98	1141-017	7.04
18	2-1/8	3-1/4	1140-018	3.98	1141-018	6.65
19	2-1/8	3-1/4	1140-019	2.63	1141-019	6.65
20	2-1/8	3-1/4	1140-020	2.63	1141-020	5.98
21	2-1/8	3-1/4	1140-021	2.63	1141-021	5.98
22	2	3-1/8	1140-022	2.63	1141-022	5.98
23	2	3-1/8	1140-023	2.63	1141-023	5.98
24	2	3-1/8	1140-024	2.63	1141-024	5.98
25	1-7/8	3	1140-025	2.40	1141-025	5.15
26	1-7/8	3	1140-026	2.40	1141-026	5.15
27	1-7/8	3	1140-027	2.40	1141-027	5.15
28	1-3/4	2-7/8	1140-028	2.40	1141-028	5.15
29	1-3/4	2-7/8	1140-029	2.25	1141-029	5.15
30	1-3/4	2-7/8	1140-030	2.25	1141-030	5.15
31	1-5/8	2-3/4	1140-031	2.25	1141-031	5.15
32	1-5/8	2-3/4	1140-032	2.25	1141-032	5.15
33	1-1/2	2-5/8	1140-033	2.25	1141-033	5.15
34	1-1/2	2-5/8	1140-034	2.25	1141-034	5.15
35	1-1/2	2-5/8	1140-035	2.25	1141-035	5.15
36	1-7/16	2-1/2	1140-036	1.73	1141-036	4.91
37	1-7/16	2-1/2	1140-037	1.73	1141-037	4.91
38	1-7/16	2-1/2	1140-038	1.73	1141-038	4.91
39	1-3/8	2-3/8	1140-039	1.73	1141-039	4.91
40	1-3/8	2-3/8	1140-040	1.73	1141-040	4.91
41	1-3/8	2-3/8	1140-041	1.73	1141-041	4.91
42	1-1/4	2-1/4	1140-042	1.73	1141-042	4.91
43	1-1/4	2-1/4	1140-043	1.50	1141-043	4.91
44	1-1/8	2-1/8	1140-044	1.50	1141-044	4.91
45	1-1/8	2-1/8	1140-045	1.50	1141-045	4.91
46	1-1/8	2-1/8	1140-046	1.50	1141-046	4.91
47	1	2	1140-047	1.50	1141-047	4.91
48	1	2	1140-048	1.50	1141-048	4.91
49	1	2	1140-049	1.50	1141-049	4.91
50	1	2	1140-050	1.50	1141-050	4.91
51	1	2	1140-051	1.50	1141-051	4.91
52	7/8	1-7/8	1140-052	1.50	1141-052	4.91
53	7/8	1-7/8	1140-053	1.50	1141-053	5.15
54	7/8	1-7/8	1140-054	1.50	1141-054	5.15
55	7/8	1-7/8	1140-055	1.50	1141-055	5.15
56	3/4	1-3/4	1140-056	1.50	1141-056	5.15
57	3/4	1-3/4	1140-057	1.50	1141-057	5.15
58	11/16	1-5/8	1140-058	1.50	1141-058	5.15
59	11/16	1-5/8	1140-059	1.50	1141-059	5.15
60	11/16	1-5/8	1140-060	1.50	1141-060	5.15
61	11/16	1-5/8	1140-061†	1.50	1141-061	5.99
62	5/8	1-1/2	1140-062†	3.00	1141-062	8.26
63	5/8	1-1/2	1140-063†	3.00	1141-063	8.26
64	5/8	1-1/2	1140-064†	1.50	1141-064	8.26
65	5/8	1-1/2	1140-065†	1.50	1141-065	8.26
66	1/2	1-3/8	1140-066†	1.50	1141-066	8.26
67	1/2	1-3/8	1140-067†	1.50	1141-067	8.26
68	1/2	1-3/8	1140-068†	1.50	1141-068	8.26
69	1/2	1-3/8	1140-069†	3.20	1141-069	9.33
70	3/8	1-1/4	1140-070†	1.50	1141-070	9.33
71	3/8	1-1/4	-	-	1141-071	9.33
72	5/16	1-1/8	-	-	1141-072	9.33
73	5/16	1-1/8	-	-	1141-073	9.33
74	1/4	1	-	-	1141-074	9.33
75	1/4	1	-	-	1141-075	9.33
76	3/16	7/8	-	-	1141-076	9.33
77	3/16	7/8	-	-	1141-077	9.33
78	3/16	7/8	-	-	1141-078	9.33
79	1/8	3/4	-	-	1141-079	10.69
80	1/8	3/4	-	-	1141-080	10.69

Specialty Drills

Look for ALLEGIANCE® AMERICANMADE 8

WARNING: This product contains Cobalt and/or Nickel and/or Lead a chemical known to the state of California to cause cancer or birth defects or other reproductive harm. For more information: www.prop65.ca.gov. WARNING: Cutting tools may shatter. Always wear approved safety glasses and mask when regrinding.

Mechanics Length Drills

High Speed Steel – 3 Flats On Shank

PACKAGE QUANTITIES: Fractional Sizes
1/64–19/64: 12 pcs. 5/16–1/2: 6 pcs. 33/64–11/16: 1 pcs.

- Drill sizes 3/16 to 1/2 have 3 equal flats on shank.
- Flats on shank give positive grip in chucks
- Self-centering 135° split point
- Reduced overall length provides rigidity
- Gold surface treated for max. lubricity

DIAM.	FLUTE LENGTH	OVERALL LENGTH	ORDER NO. (ALLEGIANCE AMERICAN MADE)	PRICE EACH
1/16*	7/8	1-7/8	1211-404	$1.37
5/64*	1	2	1211-405	1.37
3/32*	1-1/4	2-1/4	1211-406	1.44
7/64*	1-5-16	2-3/8	1211-407	1.56
1/8*	1-7/16	2-1/2	1211-408	1.68
9/64*	1-9/16	2-5/8	1211-409	1.83
5/32*	1-11/16	2-3/4	1211-410	2.11
11/64*	1-13/16	2-7/8	1211-411	2.26
3/16	1-7/8	3	1211-412	2.61
13/64	1-15/16	3-1/8	1211-413	2.77
7/32	2	3-1/4	1211-414	3.00
15/64	2-1/16	3-3/8	1211-415	3.24
1/4	2	3-1/2	1211-416	3.32

DIAM.	FLUTE LENGTH	OVERALL LENGTH	ORDER NO. (ALLEGIANCE AMERICAN MADE)	PRICE EACH
17/64	2-1/8	3-5/8	1211-417	$3.51
9/32	2-1/4	3-3/4	1211-418	4.33
19/64	2-3/8	3-7/8	1211-419	5.03
5/16	2-1/2	4	1211-420	5.07
21/64	2-9/16	4-1/16	1211-421	5.73
11/32	2-5/8	4-1/8	1211-422	6.24
23/64	2-11/16	4-3/16	1211-423	6.59
3/8	2-11/16	4-1/4	1211-424	6.90
25/64	2-3/4	4-5/16	1211-425	7.84
13/32	2-13/16	4-3/8	1211-426	8.50
27/64	2-7/8	4-7/16	1211-427	8.70
7/16	2-15/16	4-1/2	1211-428	9.56
29/64	3	4-5/8	1211-429	9.98

DIAM.	FLUTE LENGTH	OVERALL LENGTH	ORDER NO. (ALLEGIANCE AMERICAN MADE)	PRICE EACH
15/32	3-1/8	4-3/4	1211-430	$11.90
31/64	3-1/4	4-7/8	1211-431	12.25
1/2	3-3/8	5	1211-432	12.44
3/8" SHANK				
27/64	2-7/8	4-7/16	1211-527	6.15
7/16	2-15/16	4-1/2	1211-528	6.70
29/64	3	4-5/8	1211-529	7.68
15/32	3-1/8	4-3/4	1211-530	9.15
31/34	3-1/4	4-7/8	1211-531	8.60
1/2	3-3/8	5	1211-532	8.75

Mechanics Length Drill Bits

Left Hand – Cobalt

- 8% Cobalt alloy for higher heat & abrasion resistance
- Shorter drill for additional strength
- Heavy-duty web construction for strength & durability

Applications: Tough metal drilling, made for drilling into hardened steel bolts for creating pilot holes for screw extractors.

Finish: Gold Oxide Tip Geometry: 135° Split Point

2

SIZE	FLUTE LENGTH	OVERALL LENGTH	ORDER NO. (IRWIN)	PRICE EACH
5/64	1	2	1211-605	$ 4.19
7/64	1-5-16	2-3/8	1211-607	4.46
1/8	1-7/16	2-1/2	1211-608	5.44
5/32	1-11/16	2-3/4	1211-610	6.15
3/16	1-7/8	3	1211-612	6.96
7/32	2	3-1/4	1211-614	9.71
1/4	2	3-1/2	1211-616	11.26
9/32	2	3-9/16	1211-618	12.91
19/64	2-1/16	3-5/8	1211-619	13.36
5/16	2-1/8	3-3/4	1211-620	14.42
11/32	2-1/4	3-15/16	1211-622	14.79
3/8	2-3/8	4-1/8	1211-624	17.57
13/32	2-1/2	4-3/8	1211-626	20.36
7/16	2-5/8	4-9/16	1211-628	23.99
15/32	2-3/4	4-3/4	1211-630	21.51

Double End Drills

135° Point – High Speed Steel

8

DIAM.	DEC. EQUIV.	ORDER NO. (Pittsburg® ALLEGHANY)	PRICE EACH	ORDER NO. (ALLEGIANCE AMERICAN MADE)	PRICE EACH
7/64	.1094	–	–	1486-307	$2.08
1/8	.1250	1486-008	$0.99	1486-308	2.20
9/64	.1406	–	–	1486-309	2.28
5/32	.1562	–	–	1486-310	2.47
3/16	.1875	–	–	1486-312	2.99
7/32	.2188	–	–	1486-314	3.85
1/4	.2500	–	–	1486-316	4.59
11	.1910	–	–	1486-411	2.38
20	.1610	–	–	1486-420	2.85
30	.1285	1486-130	0.99	1486-430	2.20

TURBOMAX® Jobbers Length Drill Bits

HSS Fractional–Straight Shank

Finish:
Black Oxide/Gold Oxide

Tip Geometry: JET POINT®

- High speed steel features a black body and gold flute
- 3 flatted shank on 3/16" and above for better chuck grip
- Self-centering (won't "walk")
- Precision ground to stay sharp longer & drill faster
- For portable drills • For harder materials
- Requires less force than 118°

2

DIA.	FLUTE LENGTH	OVERALL LENGTH	ORDER NO. (IRWIN)	PRICE EACH
1/16	7/8	1-7/8	1073-104	$ 1.25
5/64	1	2	1073-105	1.25
3/32	1-1/8	2-1/4	1073-106	1.30
7/64	1-1/2	2-5/8	1073-107	1.30
1/8	1-5/8	2-3/4	1073-108	2.00
5/32	2	3-1/8	1073-110	2.27
11/64	2-1/8	3-1/4	1073-111	2.64
3/16	2-5/16	3-1/2	1073-112	2.92
13/64	2-7/16	3-5/8	1073-113	3.47
7/32	2-1/2	3-3/4	1073-114	3.49
15/64	2-5/8	3-7/8	1073-115	3.97
1/4	2-3/4	4	1073-116	4.29
17/64	2-7/8	4-1/8	1073-117	5.43
9/32	2-15/16	4-1/4	1073-118	6.04
19/64	3-1/16	4-3/8	1073-119	6.79
5/16	3-3/16	4-1/2	1073-120	3.90
21/64	3-5/16	4-5/8	1073-121	7.86
11/32	3-7/16	4-3/4	1073-122	8.35
23/64	3-1/2	4-7/8	1073-123	9.50
3/8	3-5/8	5	1073-124	9.85
25/64	3-3/4	5-1/8	1073-125	11.90
13/32	3-7/8	5-1/4	1073-126	11.49
27/64	3-15/16	5-3/8	1073-127	10.91
7/16	4-1/16	5-1/2	1073-128	14.49
29/64	4-3/16	5-5/8	1073-129	12.34
15/32	4-5/16	5-3/4	1073-130	12.36
31/64	4-3/8	5-7/8	1073-131	14.22
1/2	4-1/2	6	1073-132	18.69
3/8" SHANK				
13/32	3-7/8	5-1/4	1073-626	12.50
7/16	4-1/16	5-1/2	1073-628	15.06
29/64	4-3/16	5-5/8	1073-629	16.86
15/32	4-5/16	5-3/4	1073-630	16.86
1/2	4-1/2	6	1073-632	19.53

Paddle/Spade Bits - 6" OAL

Pittsburg® ALLEGHANY

- 1/4" Hex Shank
- Designed for boring holes quickly through all hard & soft woods, including plywood.
- Best performance at high RPM speeds, easy to resharpen.
- Fully polished and heat treated
- Six ground flats on 1/4" Shank.

8

LENGTH	ORDER NO.	PRICE EACH
1/4	1073-720	$2.00
5/16	1073-722	2.00
3/8	1073-724	2.00
7/16	1073-728	2.12
1/2	1073-732	2.12
9/16	1073-736	2.12
5/8	1073-740	2.39
11/16	1073-744	2.41
3/4	1073-748	2.50
13/16	1073-752	2.58
7/8	1073-756	2.60
15/16	1073-760	2.65
1	1073-764	3.00
1-1/8	1073-772	3.45
1-1/4	1073-780	3.45
1-3/8	1073-782	3.45
1-1/2	1073-784	3.45

Jobbers Length Parabolic Drills

High Speed Steel, Cobalt, TiN Coated –

Fractional & Wire Gage Sizes – 135° Split Point

WARNING: This product contains Cobalt and/or Nickel and/or Lead a chemical known to the state of California to cause cancer or birth defects or other reproductive harm. For more information: www.prop65.ca.gov. WARNING: Cutting tools may shatter. Always wear approved safety glasses and mask when regrinding.

			Pittsburg®		Republic		[8]		[2]			
			HIGH SPEED STEEL		HSS USA		HSS - TiN COATED		COBALT		COBALT TiALN COATED	
FRAC. SIZES	FLUTE LG'TH	OVER. LG'TH	ORDER NO.	PRICE EACH	ORDER NO.	PRICE EACH	ORDER NO.	PRICE EACH	ORDER NO.	PRICE EACH	ORDER NO.	PRICE EACH
1/16	7/8	1-7/8	1705-004	$ 1.90	1705-204	POA	1705-504	POA	1705-304	$ 3.13	1705-604	$ 6.14
5/64	1	2	1705-005	1.95	1705-205	POA	1705-505	POA	1705-305	3.31	1705-605	6.14
3/32	1-1/4	2-1/4	1705-006	1.95	1705-206	POA	1705-506	POA	1705-306	3.41	1705-606	5.59
7/64	1-1/2	2-5/8	1705-007	2.10	1705-207	POA	1705-507	POA	1705-307	3.73	1705-607	5.59
1/8	1-5/8	2-3/4	1705-008	2.15	1705-208	POA	1705-508	POA	1705-308	3.88	1705-608	6.31
9/64	1-3/4	2-7/8	1705-009	2.20	1705-209	POA	1705-509	POA	1705-309	4.41	1705-609	6.31
5/32	2	3-1/8	1705-010	2.25	1705-210	POA	1705-510	POA	1705-310	4.62	1705-610	6.70
11/64	2-1/8	3-1/4	1705-011	2.60	1705-211	POA	1705-511	POA	1705-311	5.07	1705-611	6.67
3/16	2-5/16	3-1/2	1705-012	2.70	1705-212	POA	1705-512	POA	1705-312	5.49	1705-612	7.57
13/64	2-7/16	3-5/8	1705-013	3.15	1705-213	POA	1705-513	POA	1705-313	5.60	1705-613	8.34
7/32	2-1/2	3-3/4	1705-014	3.40	1705-214	POA	1705-514	POA	1705-314	6.60	1705-614	10.76
15/64	2-5/8	3-7/8	1705-015	3.85	1705-215	POA	1705-515	POA	1705-315	6.97	1705-615	11.13
1/4	2-3/4	4	1705-016	3.95	1705-216	POA	1705-516	POA	1705-316	7.95	1705-616	15.75
17/64	2-7/8	4-1/8	1705-017	4.70	1705-217	POA	1705-517	POA	1705-317	8.70	1705-617	16.85
9/32	2-15/16	4-1/4	1705-018	4.70	1705-218	POA	1705-518	POA	1705-318	9.41	1705-618	17.26
19/64	3-1/16	4-3/8	1705-019	5.70	1705-219	POA	1705-519	POA	1705-319	10.45	1705-619	20.50
5/16	3-3/16	4-1/2	1705-020	6.10	1705-220	POA	1705-520	POA	1705-320	10.45	1705-620	18.56
21/64	3-5/16	4-5/8	1705-021	6.95	1705-221	POA	1705-521	POA	1705-321	11.21	–	–
11/32	3-7/16	4-3/4	1705-022	7.60	1705-222	POA	1705-522	POA	1705-322	14.15	–	–
23/64	3-1/2	4-7/8	1705-023	8.80	1705-223	POA	1705-523	POA	1705-323	13.57	–	–
3/8	3-5/8	5	1705-024	8.65	1705-224	POA	1705-524	POA	1705-324	15.08	1705-624	22.00
25/64	3-3/4	5-1/8	1705-025	10.15	1705-225	POA	1705-525	POA	1705-325	14.99	–	–
13/32	3-7/8	5-1/4	1705-026	10.15	1705-226	POA	1705-526	POA	1705-326	17.63	–	–
27/64	3-15/16	5-3/8	1705-027	11.60	1705-227	POA	1705-527	POA	1705-327	17.81	–	–
7/16	4-1/16	5-1/2	1705-028	11.65	1705-228	POA	1705-528	POA	1705-328	18.29	1705-628	30.81
29/64	4-3/16	5-5/8	1705-029	13.65	1705-229	POA	1705-529	POA	1705-329	22.99	–	–
15/32	4-5/16	5-3/4	1705-030	14.00	1705-230	POA	1705-530	POA	1705-330	21.26	–	–
31/64	4-3/8	5-7/8	1705-031	15.20	1705-231	POA	1705-531	POA	1705-331	26.15	–	–
1/2	4-1/2	6	1705-032	14.75	1705-232	POA	1705-532	POA	1705-332	26.52	1705-632	39.44
33/64	4-13/16	6-5/8	–	–	1705-233	POA	1705-533	POA	1705-333	28.02	1705-633	38.73
17/32	4-13/16	6-5/8	–	–	1705-234	POA	1705-534	POA	–	–	–	–
35/64	4-13/16	6-5/8	–	–	1705-235	POA	1705-535	POA	–	–	–	–
9/16	4-13/16	6-5/8	–	–	1705-236	POA	1705-536	POA	–	–	–	–
37/64	4-13/16	6-5/8	–	–	1705-237	POA	1705-537	POA	–	–	–	–
19/32	5-3/16	7-1/8	–	–	1705-238	POA	1705-538	POA	–	–	–	–
39/64	5-3/16	7-1/8	–	–	1705-239	POA	1705-539	POA	–	–	–	–
5/8	5-3/16	7-1/8	–	–	1705-240	POA	1705-540	POA	–	–	–	–
41/64	5-3/16	7-1/8	–	–	1705-267	POA	1705-567	POA	–	–	–	–
21/32	5-3/16	7-1/8	–	–	1705-268	POA	1705-568	POA	–	–	–	–
43/64	5-5/8	7-5/8	–	–	1705-269	POA	1705-569	POA	–	–	–	–
11/16	5-5/8	7-5/8	–	–	1705-270	POA	1705-570	POA	–	–	–	–

Wire Gage Sizes [8]

		Pittsburg®		Republic		
		HIGH SPEED STEEL		HSS USA		HSS - TiN CTD.	
DIA.	DECIMAL EQUIV.	ORDER NO.	PRICE EACH	ORDER NO.	PRICE EACH	ORDER NO.	PRICE EACH
1	.2280	1705-101	$4.15	1705-241	POA	1705-541	POA
2	.2210	1705-102	4.15	1705-242	POA	1705-542	POA
3	.2130	1705-103	3.75	1705-243	POA	1705-543	POA
4	.2090	1705-104	3.75	1705-244	POA	1705-544	POA
5	.2055	1705-105	3.75	1705-245	POA	1705-545	POA
6	.2040	1705-106	3.75	1705-246	POA	1705-546	POA
7	.2010	1705-107	3.35	1705-247	POA	1705-547	POA
8	.1990	1705-108	3.35	1705-248	POA	1705-548	POA
9	.1960	1705-109	3.35	1705-249	POA	1705-549	POA
10	.1935	1705-110	3.35	1705-250	POA	1705-550	POA
11	.1910	1705-111	3.20	1705-251	POA	1705-551	POA
12	.1890	1705-112	3.20	1705-252	POA	1705-552	POA
13	.1850	1705-113	3.20	1705-253	POA	1705-553	POA
14	.1820	1705-114	3.20	1705-254	POA	1705-554	POA
15	.1800	1705-115	3.20	1705-255	POA	1705-555	POA
16	.1770	1705-116	3.20	1705-256	POA	1705-556	POA
17	.1730	1705-117	3.20	1705-257	POA	1705-557	POA
18	.1695	1705-118	2.60	1705-258	POA	1705-558	POA
19	.1660	1705-119	2.60	1705-259	POA	1705-559	POA
20	.1610	1705-120	2.60	1705-260	POA	1705-560	POA
21	.1590	1705-121	2.45	1705-261	POA	1705-561	POA
22	.1570	1705-122	2.45	1705-262	POA	1705-562	POA
23	.1540	1705-123	2.35	1705-263	POA	1705-563	POA
24	.1520	1705-124	2.35	1705-264	POA	1705-564	POA
25	.1495	1705-125	2.35	1705-265	POA	1705-565	POA
26	.1470	1705-126	2.35	1705-266	POA	1705-566	POA

		Pittsburg®		Republic		
		HIGH SPEED STEEL		HSS USA		HSS - TiN CTD.	
DIA.	DECIMAL EQUIV.	ORDER NO.	PRICE EACH	ORDER NO.	PRICE EACH	ORDER NO.	PRICE EACH
27	.1440	1705-127	$2.35	1705-267	POA	1705-567	POA
28	.1405	1705-128	2.15	1705-268	POA	1705-568	POA
29	.1360	1705-129	2.15	1705-269	POA	1705-569	POA
30	.1285	1705-130	2.15	1705-270	POA	1705-570	POA
31	.1200	1705-131	2.15	1705-271	POA	1705-571	POA
32	.1160	1705-132	2.15	1705-272	POA	1705-572	POA
33	.1130	1705-133	2.15	1705-273	POA	1705-573	POA
34	.1110	1705-134	2.15	1705-274	POA	1705-574	POA
35	.1100	1705-135	2.15	1705-275	POA	1705-575	POA
36	.1065	1705-136	2.15	1705-276	POA	1705-576	POA
37	.1040	1705-137	2.15	1705-277	POA	1705-577	POA
38	.1015	1705-138	2.15	1705-278	POA	1705-578	POA
39	.0995	1705-139	2.15	1705-279	POA	1705-579	POA
40	.0980	1705-140	2.15	1705-280	POA	1705-580	POA
41	.0960	1705-141	2.15	1705-281	POA	1705-581	POA
42	.0935	1705-142	2.15	1705-282	POA	1705-582	POA
43	.0890	1705-143	2.15	1705-283	POA	1705-583	POA
44	.0860	1705-144	2.15	1705-284	POA	1705-584	POA
45	.0820	1705-145	2.15	1705-285	POA	1705-585	POA
46	.0810	1705-146	2.15	1705-286	POA	1705-586	POA
47	.0785	1705-147	2.15	1705-287	POA	1705-587	POA
48	.0760	1705-148	2.15	1705-288	POA	1705-588	POA
49	.0730	1705-149	2.15	1705-289	POA	1705-589	POA
50	.0700	1705-150	2.15	1705-290	POA	1705-590	POA
51	.0670	1705-151	2.15	1705-291	POA	1705-591	POA
52	.0635	1705-152	2.15	1705-292	POA	1705-592	POA

Metric and Letter sizes also available

Jobbers Length Drills – Carbide Tipped

WARNING: This product contains Cobalt and/or Nickel and/or Lead a chemical known to the state of California to cause cancer or birth defects or other reproductive harm. For more information: www.prop65.ca.gov. WARNING: Cutting tools may shatter. Always wear approved safety glasses and mask when regrinding.

Straight Shank

2

Fractional Sizes

DIA.	DEC. EQUIV.	FLUTE LGTH.	OAL	Pittsburg ALLEGHANY ORDER NO.	PRICE EACH	ALLEGIANCE AMERICAN MADE ORDER NO.	PRICE EACH
1/8	.1250	1-5/8	2-3/4	2990-008	$ 9.01	2990-308	$ 19.55
9/64	.1406	1-3/4	2-7/8	2990-009	9.72	2990-309	21.11
5/32	.1562	2	3-1/8	2990-010	9.56	2990-310	20.72
11/64	.1719	2-1/8	3-1/4	2990-011	10.43	2990-311	22.62
3/16	.1875	2-5/16	3-1/2	2990-012	10.15	2990-312	22.07
13/64	.2031	2-7/16	3-5/8	2990-013	11.14	2990-313	24.25
7/32	.2187	2-1/2	3-3/4	2990-014	11.14	2990-314	24.25
15/64	.2344	2-5/8	3-7/8	2990-015	11.97	2990-315	25.98
1/4	.2500	2-3/4	4	2990-016	11.97	2990-316	25.98
17/64	.2656	2-7/8	4-1/8	2990-017	13.31	2990-317	28.96
9/32	.2812	2-15/16	4-1/4	2990-018	14.10	2990-318	30.74
19/64	.2969	3-1/16	4-3/8	2990-019	15.60	2990-319	34.00
5/16	.3125	3-3/16	4-1/2	2990-020	15.29	2990-320	33.26
21/64	.3281	3-5/16	4-5/8	2990-021	16.20	2990-321	35.22
11/32	.3437	3-7/16	4-3/4	2990-022	16.20	2990-322	35.22
23/64	.3594	3-1/2	4-7/8	2990-023	17.26	2990-323	37.52
3/8	.3750	3-5/8	5	2990-024	17.26	2990-324	37.52
25/64	.3906	3-3/4	5-1/8	2990-025	18.76	2990-325	40.76
13/32	.4062	3-7/8	5-1/4	2990-026	18.76	2990-326	40.76
27/64	.4219	3-15/16	5-3/8	2990-027	20.42	2990-327	44.35
7/16	.4375	4-1/16	5-1/2	2990-028	20.42	2990-328	44.35
29/64	.4531	4-3/16	5-5/8	2990-029	23.46	2990-329	51.07
15/32	.4687	4-5/16	5-3/4	2990-030	22.95	2990-330	49.84
31/64	.4844	4-3/8	5-7/8	2990-031	25.68	2990-331	55.84
1/2	.5000	4-1/2	6	2990-032	28.20	2990-332	61.26

Wire Gage Sizes

DIA.	DEC. EQUIV.	FLUTE LGTH.	OAL	ALLEGIANCE AMERICAN MADE ORDER NO.	PRICE EACH
1	.2280	2-5/8	3-7/8	2990-101	$24.76
2	.2210	2-5/8	3-7/8	2990-102	25.26
3	.2130	2-1/2	3-3/4	2990-103	24.25
4	.2090	2-1/2	3-3/4	2990-104	23.96
5	.2055	2-1/2	3-3/4	2990-105	24.25
6	.2040	2-1/2	3-3/4	2990-106	23.96
7	.2010	2-7/16	3-5/8	2990-107	23.46
8	.1990	2-7/16	3-5/8	2990-108	23.46
9	.1960	2-7/16	3-5/8	2990-109	23.46
10	.1935	2-7/16	3-5/8	2990-110	22.91
11	.1910	2-5/16	3-1/2	2990-111	23.46
12	.1890	2-5/16	3-1/2	2990-112	25.43
13	.1850	2-5/16	3-1/2	2990-113	24.30
14	.1820	2-3/16	3-3/8	2990-114	22.07
15	.1800	2-3/16	3-3/8	2990-115	22.91
16	.1770	2-3/16	3-3/8	2990-116	22.07
17	.1730	2-3/16	3-3/8	2990-117	22.62
18	.1695	2-1/8	3-1/4	2990-118	22.62
19	.1660	2-1/8	3-1/4	2990-119	22.62
20	.1610	2-1/8	3-1/4	2990-120	22.62
21	.1590	2-1/8	3-1/4	2990-121	22.07
22	.1570	2	3-1/8	2990-122	22.91
23	.1540	2	3-1/8	2990-123	20.83
24	.1520	2	3-1/8	2990-124	21.40
25	.1495	1-7/8	3	2990-125	19.82
26	.1470	1-7/8	3	2990-126	19.82
27	.1440	1-7/8	3	2990-127	21.40
28	.1405	1-3/4	2-7/8	2990-128	20.83
29	.1360	1-3/4	2-7/8	2990-129	20.66
30	.1285	1-5/8	2-3/4	2990-130	19.93
31	.1200	1-5/8	2-3/4	2990-131	19.09
32	.1160	1-5/8	2-3/4	2990-132	21.11

Letter Sizes

SIZE	DEC. EQUIV.	FLUTE LGTH.	OAL	ALLEGIANCE AMERICAN MADE ORDER NO.	PRICE EACH
A	.2340	2-5/8	3-7/8	2990-201	$27.44
B	.2380	2-3/4	4	2990-202	27.44
C	.2420	2-3/4	4	2990-203	27.44
D	.2460	2-3/4	4	2990-204	26.77
E	.2500	2-3/4	4	2990-205	25.98
F	.2570	2-7/8	4-1/8	2990-206	30.80
G	.2610	2-7/8	4-1/8	2990-207	31.58
H	.2660	2-7/8	4-1/8	2990-208	32.20
I	.2720	2-7/8	4-1/8	2990-209	31.58
J	.2770	2-7/8	4-1/8	2990-210	32.20
K	.2810	2-15/16	4-1/4	2990-211	32.20
L	.2900	2-15/16	4-1/4	2990-212	32.20
M	.2950	3-1/16	4-3/8	2990-213	35.45
N	.3020	3-1/16	4-3/8	2990-214	34.61
O	.3160	3-3/16	4-1/2	2990-215	34.16
P	.3230	3-5/16	4-5/8	2990-216	36.40
Q	.3320	3-7/16	4-3/4	2990-217	37.07
R	.3390	3-7/16	4-3/4	2990-218	36.40
S	.3480	3-1/2	4-7/8	2990-219	39.14
T	.3580	3-1/2	4-7/8	2990-220	39.92
U	.3680	3-5/8	5	2990-221	38.41
V	.3770	3-5/8	5	2990-222	39.14
W	.3860	3-3/4	5-1/8	2990-223	42.95
X	.3970	3-3/4	5-1/8	2990-224	41.10
Y	.4040	3-7/8	5-1/4	2990-225	42.95
Z	.4130	3-7/8	5-1/4	2990-226	47.54

METRIC CARBIDE TIPPED JOBBERS LENGTH DRILLS
SEE PAGE - 9

Die Drills

2

Carbide Tipped

Made in USA

DIA.	FLUTE LGTH.	OAL	ORDER NO.	PRICE EACH
3/16	1-1/2	3-1/2	2991-012	$51.87
13/64	1-3/4	3-3/4	2991-013	51.87
7/32	1-3/4	3-3/4	2991-014	53.57
15/64	2	4	2991-015	55.29
1/4	2	4	2991-016	55.29
17/64	2-1/4	4-1/4	2991-017	58.42
9/32	2-1/4	4-1/4	2991-018	58.42
19/64	2-1/2	4-1/2	2991-019	61.15
5/16	2-1/2	4-1/2	2991-020	61.15
21/64	2-3/4	4-3/4	2991-021	65.18
11/32	2-3/4	4-3/4	2991-022	65.18
23/64	3	5	2991-023	70.16
3/8	3	5	2991-024	70.16
25/64	3	5-1/4	2991-025	83.50
13/32	3	5-1/4	2991-026	86.53
27/64	3	5-1/2	2991-027	93.51
7/16	3	5-1/2	2991-028	100.50
29/64	3-1/4	5-3/4	2991-029	105.39
15/32	3-1/4	5-3/4	2991-030	110.51
31/64	3-1/2	6	2991-031	133.93
1/2	3-1/2	6	2991-032	129.45
17/32	3-1/2	6	2991-034	148.47
9/16	3-1/2	6	2991-036	153.60
19/32	4	7	2991-038	162.53
5/8	4	7	2991-040	167.49
21/32	4-1/2	7-1/2	2991-042	179.31
11/16	4-1/2	7-1/2	2991-044	183.99
23/32	4-3/4	8	2991-046	192.86
3/4	4-3/4	8	2991-048	198.26

Solid Carbide

Look for ALLEGIANCE AMERICANMADE

- For work hardened and abrasive materials, such as stainless steel and heat treated alloys • 140° notched Drill Point

DIA.	FLUTE LGTH.	OAL	ORDER NO.	PRICE EACH
1/32	1/2	1-1/2	2962-002	$ 10.30
3/64	3/8	1-1/2	2962-003	10.30
1/16	3/8	1-1/2	2962-004	11.88
5/64	11/16	1-11/6	2962-005	11.88
3/32	3/4	1-3/4	2962-006	12.72
7/64	13/16	1-13/16	2962-007	13.27
1/8	7/8	1-7/8	2962-008	13.62
9/64	15/16	1-15/16	2962-009	15.73
5/32	1	2-1/16	2962-010	16.94
11/64	1-1/16	2-1/8	2962-011	21.30
3/16	1-1/8	2-3/16	2962-012	22.13
13/64	1-3/16	2-1/4	2962-013	23.94
7/32	1-1/4	2-3/8	2962-014	23.94
15/64	1-5/16	2-7/16	2962-015	32.43
1/4	1-3/8	2-1/2	2962-016	27.35
17/64	1-7/16	2-5/8	2962-017	38.72
9/32	1-1/2	2-11/16	2962-018	41.62
19/64	1-9/16	2-3/4	2962-019	46.09
5/16	1-5/8	2-13/16	2962-020	41.62
21/64	1-11/16	2-15/16	2962-021	50.93
11/32	1-11/16	3	2962-022	56.61
23/64	1-3/4	3-1/16	2962-023	63.36
3/8	1-13/16	3-1/8	2962-024	51.99
25/64	1-7/8	3-1/4	2962-025	72.58
13/32	1-15/16	3-5/16	2962-026	80.17
27/64	2	3-3/8	2962-027	88.29
7/16	2-1/16	3-7/16	2962-028	83.09
29/64	2-1/8	3-9/16	2962-029	106.79
15/32	2-1/8	3-5/8	2962-030	112.07
31/64	2-3/16	3-11/16	2962-031	112.07
1/2	2-1/4	3-3/4	2962-032	101.97

Solid Carbide Jobbers Length Drills

Look for ALLEGIANCE® AMERICANMADE

WARNING: This product contains Cobalt and/or Nickel and/or Lead a chemical known to the state of California to cause cancer or birth defects or other reproductive harm. For more information: www.prop65.ca.gov. **WARNING:** Cutting tools may shatter. Always wear approved safety glasses and mask when regrinding.

3

Fractional Sizes

SIZE	FLUTE LENGTH	OVERALL LENGTH	ORDER NO.	PRICE EACH
1/32	5/16	1-1/4	2960-002	$ 15.79
3/64	3/4	1-1/2	2960-003	13.69
1/16	3/4	1-1/2	2960-004	13.69
5/64	7/8	1-3/4	2960-005	14.54
3/32	1	2	2960-006	15.99
7/64	1-1/4	2-1/4	2960-007	17.79
1/8	1-1/4	2-1/4	2960-008	18.43
9/64	1-3/8	2-1/2	2960-009	20.69
5/32	1-3/8	2-1/2	2960-010	23.21
11/64	1-5/8	2-3/4	2960-011	25.89
3/16	1-5/8	2-3/4	2960-012	27.53
13/64	1-3/4	3	2960-013	31.28
7/32	1-3/4	3	2960-014	34.40
15/64	2	3-1/4	2960-015	38.56
1/4	2	3-1/4	2960-016	41.35
17/64	2-1/8	3-1/2	2960-017	45.51
9/32	2-1/8	3-1/2	2960-018	47.66
19/64	2-3/8	3-3/4	2960-019	52.89
5/16	2-3/8	4	2960-020	55.96
21/64	2-1/2	4	2960-021	62.05
11/32	2-1/2	4	2960-022	67.24
23/64	2-1/2	4	2960-023	76.61
3/8	2-3/4	4-1/4	2960-024	80.79
25/64	2-7/8	4-1/2	2960-025	95.22
13/32	2-7/8	4-1/2	2960-026	103.56
27/64	2-7/8	4-1/2	2960-027	109.74
7/16	2-7/8	4-1/2	2960-028	119.03
29/64	3	4-3/4	2960-029	132.58
15/32	3	4-3/4	2960-030	142.85
31/64	3	4-3/4	2960-031	146.97
1/2	3	4-3/4	2960-032	146.97
9/16	4	6	2960-036	248.40
5/8	4	6	2960-040	294.98
3/4	4	6	2960-046	382.95

Wire Gage Sizes

DIA.	FLUTE LENGTH	OVERALL LENGTH	ORDER NO.	PRICE EACH
1	11-3/4	3	2960-101	$36.62
2	11-3/4	3	2960-102	36.04
3	1-3/4	3	2960-103	33.76
4	1-3/4	3	2960-104	32.95
5	1-3/4	3	2960-105	32.07
6	1-3/4	3	2960-106	31.67
7	1-3/4	3	2960-107	30.45
8	1-3/4	3	2960-108	29.99
9	1-3/4	3	2960-109	29.42
10	1-5/8	2-3/4	2960-110	28.58
11	1-5/8	2-3/4	2960-111	28.14
12	1-5/8	2-3/4	2960-112	27.70
13	1-5/8	2-3/4	2960-113	27.31
14	1-5/8	2-3/4	2960-114	27.70
15	1-5/8	2-3/4	2960-115	27.49
16	1-5/8	2-3/4	2960-116	26.45
17	1-5/8	2-3/4	2960-117	26.01
18	1-5/8	2-3/4	2960-118	25.36
19	1-5/8	2-3/4	2960-119	25.90
20	1-3/8	2-1/2	2960-120	24.44
21	1-3/8	2-1/2	2960-121	24.53
22	1-3/8	2-1/2	2960-122	23.78
23	1-3/8	2-1/2	2960-123	23.38
24	1-3/8	2-1/2	2960-124	22.56
25	1-3/8	2-1/2	2960-125	21.34
26	1-3/8	2-1/2	2960-126	21.10
27	1-3/8	2-1/2	2960-127	20.68
28	1-3/8	2-1/2	2960-128	20.47
29	1-3/8	2-1/2	2960-129	20.03
30	1-1/4	2-1/4	2960-130	19.27
31	1-1/4	2-1/4	2960-131	19.04
32	1-1/4	2-1/4	2960-132	18.83
33	1-1/4	2-1/4	2960-133	18.46
34	1-1/4	2-1/4	2960-134	18.46
35	1-1/4	2-1/4	2960-135	17.83
36	1-1/4	2-1/4	2960-136	17.24
37	1-1/4	2-1/4	2960-137	17.24
38	1-1/4	2-1/4	2960-138	17.24
39	1-1/4	2-1/4	2960-139	16.93
40	1	2	2960-140	16.34

Wire Gage Sizes (Continued)

DIA.	FLUTE LENGTH	OVERALL LENGTH	ORDER NO.	PRICE EACH
41	1	2	2960-141	$16.34
42	1	2	2960-142	15.76
43	1	2	2960-143	15.76
44	1	2	2960-144	15.76
45	7/8	1-3/4	2960-145	15.12
46	7/8	1-3/4	2960-146	15.12
47	7/8	1-3/4	2960-147	14.47
48	7/8	1-3/4	2960-148	14.47
49	7/8	1-3/4	2960-149	14.47
50	7/8	1-3/4	2960-150	14.47
51	3/4	1-1/2	2960-151	13.64
52	3/4	1-1/2	2960-152	13.64
53	3/4	1-1/2	2960-153	13.64
54	3/4	1-1/2	2960-154	13.89
55	3/4	1-1/2	2960-155	13.89
56	3/4	1-1/2	2960-156	13.89
57	3/4	1-1/2	2960-157	13.89
58	3/4	1-1/2	2960-158	13.89
59	3/4	1-1/2	2960-159	13.89
60	3/4	1-1/2	2960-160	13.89
61	5/8	1-1/2	2960-161	14.96
62	5/8	1-1/2	2960-162	14.96
63	5/8	1-1/2	2960-163	14.96
64	5/8	1-1/2	2960-164	14.96
65	5/8	1-1/2	2960-165	14.96
66	1/2	1-1/2	2960-166	15.89
67	1/2	1-1/2	2960-167	15.89
68	1/2	1-1/2	2960-168	15.89
69	1/2	1-1/2	2960-169	15.89
70	1/2	1-1/2	2960-170	15.89
71	5/16	1	2960-171	15.89
72	5/16	1	2960-172	15.89
73	1/4	7/8	2960-173	18.63
74	1/4	7/8	2960-174	18.63
75	1/4	7/8	2960-175	18.63
76	1/4	7/8	2960-176	18.63
77	3/16	3/4	2960-177	19.67
78	3/16	3/4	2960-178	19.67
79	1/8	3/4	2960-179	19.67
80	1/8	3/4	2960-180	19.67

Letter Sizes

SIZE	FLUTE LENGTH	OVERALL LENGTH	ORDER NO.	PRICE EACH
A	2	3-1/4	2960-201	$37.88
B	2	3-1/4	2960-202	40.99
C	2	3-1/4	2960-203	40.99
D	2	3-1/4	2960-204	40.99
E	2	3-1/4	2960-205	41.35
F	2	3-1/4	2960-206	48.44
G	2-1/8	3-1/2	2960-207	49.32
H	2-1/8	3-1/2	2960-208	49.93
I	2-1/8	3-1/2	2960-209	49.46
J	2-1/8	3-1/2	2960-210	50.69
K	2-1/8	3-1/2	2960-211	51.23
L	2-1/8	3-1/2	2960-212	51.58
M	2-3/8	4	2960-213	54.07
N	2-3/8	4	2960-214	57.50
O	2-3/8	4	2960-215	64.12
P	2-3/8	4	2960-216	64.12
Q	2-1/2	4	2960-217	67.91
R	2-1/2	4	2960-218	70.01
S	2-1/2	4	2960-219	72.73
T	2-3/4	4-1/4	2960-220	77.63
U	2-3/4	4-1/4	2960-221	89.01
V	2-3/4	4-1/4	2960-222	95.32
W	2-7/8	4-1/2	2960-223	95.32
X	2-7/8	4-1/2	2960-224	102.82
Y	2-7/8	4-1/2	2960-225	106.86
Z	2-7/8	4-1/2	2960-226	116.96

Metric Sizes

SIZE	FLUTE LENGTH	OVERALL LENGTH	ORDER NO.	PRICE EACH
1.00	5/8	1-1/2	2961-010	$ 10.00
1.50	3/4	1-1/2	2961-015	17.08
2.00	7/8	1-3/4	2961-020	17.40
2.50	1	2	2961-025	20.69
3.00	1-1/4	2-1/4	2961-030	22.39
3.50	1-3/8	2-1/2	2961-035	24.67
4.00	1-3/8	2-1/2	2961-040	29.07
4.50	1-5/8	2-3/4	2961-045	32.33
5.00	1-3/4	3	2961-050	36.56
5.50	1-3/4	3	2961-055	41.03
6.00	2	3-1/4	2961-060	49.96
6.50	2	3-1/4	2961-065	58.44
7.00	2-1/8	3-1/2	2961-070	60.46
7.50	2-3/8	4	2961-075	64.64
8.00	2-3/8	4	2961-080	78.38
8.50	2-1/2	4	2961-085	85.56
9.00	2-3/4	4-1/4	2961-090	94.88
9.50	2-3/4	4-1/4	2961-095	108.66
10.00	2-7/8	4-1/2	2961-100	125.66
10.50	2-7/8	4-1/2	2961-105	134.10
11.00	2-7/8	4-1/2	2961-110	145.44
11.50	3	4-3/4	2961-115	162.05
12.00	3	4-3/4	2961-120	179.52
12.50	3	4-3/4	2961-125	76.90

Spade Drills

Solid Carbide

DIA.	FLUTE LENGTH	OVERALL LENGTH	ORDER NO.	PRICE EACH
3/64	7/32	1-1/2	2963-003	$26.50
1/16	3/8	1-1/2	2963-004	11.57
3/32	7/16	1-1/2	2963-006	11.57
1/8	1/2	1-1/2	2963-008	9.91
5/32	9/16	1-1/2	2963-010	18.36
3/16	11/16	2	2963-012	18.36
7/32	11/16	2	2963-014	28.73
1/4	13/16	2	2963-016	18.36
9/32	7/8	2	2963-018	24.55
5/16	7/8	2-1/2	2963-020	24.55
11/32	15/16	2-1/2	2963-022	30.07
3/8	1-1/8	2-1/2	2963-024	30.07
13/32	1-1/8	2-1/2	2963-026	41.86
7/16	1-3/16	2-1/2	2963-028	41.86
15/32	1-3/16	2-1/2	2963-030	44.88
1/2	1/2	2-1/2	2963-032	46.16

High Performance Drills

Look for ALLEGIANCE® AMERICANMADE

WARNING: This product contains Cobalt and/or Nickel and/or Lead a chemical known to the state of California to cause cancer or birth defects or other reproductive harm. For more information: www.prop65.ca.gov. WARNING: Cutting tools may shatter. Always wear approved safety glasses and mask when regrinding.

2

The Allegiance Solid Carbide High Performance drill is an AlTiN-coated, 140°, CNC-ground modified "S" point carbide drill (available in both solid and coolant-thru versions) finished to ISO "m7" specifications, showcasing a robust linear cutting-lip design which nearly guarantees high-performance drilling in a variety of materials.

NON-COOLANT

COOLANT THRU

Solid Carbide Fractional Drills 3xD

DIA.	LOC	FLUTE LGTH.	SHANK	SHANK LGTH.	OAL	NON-COOLANT AlTiN COATED	PRICE EACH	COOLANT THRU AlTiN COATED	PRICE EACH
1/8	0.5511	0.787	0.2362	1.417	2.44	2986-058	POA	–	–
9/64	0.5511	0.787	0.2362	1.417	2.44	2986-059	POA	2986-159	POA
5/32	0.669	0.944	0.2362	1.417	2.59	2986-060	POA	2986-160	POA
11/64	0.669	0.944	0.2362	1.417	2.59	2986-061	POA	2986-161	POA
3/16	0.7874	1.102	0.2362	1.417	2.59	2986-062	POA	2986-162	POA
13/64	0.7874	1.102	0.2362	1.417	2.59	2986-063	POA	2986-163	POA
7/32	0.7874	1.102	0.2362	1.417	2.59	2986-064	POA	2986-164	POA
15/64	0.7874	1.102	0.2362	1.417	2.59	2986-065	POA	2986-165	POA
1/4	0.9448	1.338	0.315	1.417	3.11	2986-066	POA	2986-166	POA
17/64	0.9448	1.338	0.315	1.417	3.11	2986-067	POA	2986-167	POA
9/32	1.141	1.614	0.315	1.417	3.11	2986-068	POA	2986-168	POA
19/64	1.141	1.614	0.315	1.417	3.11	2986-069	POA	2986-169	POA
5/16	1.141	1.614	0.315	1.417	3.11	2986-070	POA	2986-170	POA
21/64	1.377	1.85	0.3937	1.575	3.5	2986-071	POA	2986-171	POA
11/32	1.377	1.85	0.3937	1.575	3.5	2986-072	POA	2986-172	POA
23/64	1.377	1.85	0.3937	1.575	3.5	2986-073	POA	2986-173	POA
3/8	1.377	1.85	0.3937	1.575	3.5	2986-074	POA	2986-174	POA
25/64	1.377	1.85	0.3937	1.575	3.5	2986-075	POA	2986-175	POA
13/32	1.574	2.165	0.4724	1.772	4.01	2986-076	POA	2986-176	POA
27/64	1.574	2.165	0.4724	1.772	4.01	2986-077	POA	2986-177	POA
7/16	1.574	2.165	0.4724	1.772	4.01	2986-078	POA	2986-178	POA
29/64	1.574	2.165	0.4724	1.772	4.01	2986-079	POA	2986-179	POA
15/32	1.574	2.165	0.4724	1.772	4.01	2986-080	POA	2986-180	POA
31/64	1.574	2.165	0.5512	1.772	4.01	2986-081	POA	2986-181	POA
1/2	1.692	2.362	0.5512	1.772	4.21	2986-082	POA	2986-182	POA
9/16	1.771	2.559	0.6299	1.889	4.52	2986-086	POA	2986-186	POA

Solid Carbide Metric Drills 3xD

DIA.	LOC	FLUTE LGTH.	SHK.	SHANK LGTH.	OAL	NON-COOLANT AlTiN COATED	PRICE EACH	COOLANT THRU AlTiN COATED	PRICE EACH
3	14	20	6	36	62	2986-730	POA	–	-
3.5	14	20	6	36	62	2986-735	POA	2987-135	POA
4	17	24	6	36	66	2986-740	POA	2987-140	POA
4.5	17	24	6	36	66	2986-745	POA	2987-145	POA
5	20	28	6	36	66	2986-750	POA	2987-150	POA
5.5	20	28	6	36	66	2986-755	POA	2987-155	POA
6	20	28	6	36	66	2986-760	POA	2987-160	POA
6.5	24	34	8	36	79	2986-765	POA	2987-165	POA
7	24	34	8	36	79	2986-770	POA	2987-170	POA
7.5	29	41	8	36	79	2986-775	POA	2987-175	POA
8	29	41	8	36	79	2986-780	POA	2987-180	POA
8.5	35	47	10	40	89	2986-785	POA	2987-185	POA
9	35	47	10	40	89	2986-790	POA	2987-190	POA
9.5	35	47	10	40	89	2986-795	POA	2987-195	POA
10	35	47	10	40	89	2986-800	POA	2987-200	POA
11	40	55	12	45	102	2986-810	POA	2987-210	POA
12	40	55	12	45	102	2986-820	POA	2987-220	POA

Solid Carbide Fractional Drills 5xD

DIA.	LOC	FLUTE LGTH.	SHANK	SHANK LGTH.	OAL	NON-COOLANT AlTiN COATED	PRICE EACH	COOLANT THRU AlTiN COATED	PRICE EACH
1/8	0.905	1.102	0.2362	1.417	2.59	2986-258	POA	–	–
9/64	0.905	1.102	0.2362	1.417	2.59	2986-259	POA	2986-359	POA
5/32	1.141	1.417	0.2362	1.417	2.91	2986-260	POA	2986-360	POA
11/64	1.141	1.417	0.2362	1.417	2.91	2986-261	POA	2986-361	POA
3/16	1.377	1.732	0.2362	1.417	3.22	2986-262	POA	2986-362	POA
13/64	1.377	1.732	0.2362	1.417	3.22	2986-263	POA	2986-363	POA
7/32	1.377	1.732	0.2362	1.417	3.22	2986-264	POA	2986-364	POA
15/64	1.377	1.732	0.2362	1.417	3.22	2986-265	POA	2986-365	POA
1/4	1.692	2.086	0.315	1.417	3.58	2986-266	POA	2986-366	POA
17/64	1.692	2.086	0.315	1.417	3.58	2986-267	POA	2986-367	POA
9/32	1.692	2.086	0.315	1.417	3.58	2986-268	POA	2986-368	POA
19/64	1.692	2.086	0.315	1.417	3.58	2986-269	POA	2986-369	POA
5/16	1.692	2.086	0.315	1.417	3.58	2986-270	POA	2986-370	POA
21/64	1.929	2.401	0.3937	1.575	4.05	2986-271	POA	2986-371	POA
11/32	1.929	2.401	0.3937	1.575	4.05	2986-272	POA	2986-372	POA
23/64	1.929	2.401	0.3937	1.575	4.05	2986-273	POA	2986-373	POA
3/8	1.929	2.401	0.3937	1.575	4.05	2986-274	POA	2986-374	POA
25/64	1.929	2.401	0.3937	1.575	4.05	2986-275	POA	2986-375	POA
13/32	2.204	2.795	0.4724	1.772	4.64	2986-276	POA	2986-376	POA
27/64	2.204	2.795	0.4724	1.772	4.64	2986-277	POA	2986-377	POA
7/16	2.204	2.795	0.4724	1.772	4.64	2986-278	POA	2986-378	POA
29/64	2.204	2.795	0.4724	1.772	4.64	2986-279	POA	2986-379	POA
15/32	2.204	2.795	0.4724	1.772	4.64	2986-280	POA	2986-380	POA
31/64	2.362	2.795	0.5512	1.772	4.64	2986-281	POA	2986-381	POA
1/2	2.362	3.031	0.5512	1.772	4.88	2986-282	POA	2986-382	POA
9/16	2.48	3.267	0.6299	1.889	5.23	2986-286	POA	2986-386	POA

Solid Carbide Fractional Drills 8xD

DIA.	LOC	FLUTE LGTH.	SHANK	SHANK LGTH.	OAL	COOLANT THRU AlTiN COATED	PRICE EACH
9/64	1.141	1.338	0.2362	1.3386	2.83	2986-459	POA
5/32	1.417	1.692	0.2362	1.3386	3.18	2986-460	POA
11/64	1.417	1.692	0.2362	1.3386	3.18	2986-461	POA
3/16	1.417	1.692	0.2362	1.3386	3.18	2986-462	POA
13/64	2.086	2.244	0.2362	1.4173	3.74	2986-463	POA
7/32	2.086	2.244	0.2362	1.4173	3.74	2986-464	POA
15/64	2.086	2.244	0.2362	1.4173	3.74	2986-465	POA
1/4	2.598	2.992	0.315	1.4173	4.48	2986-466	POA
17/64	2.598	2.992	0.315	1.4173	4.48	2986-467	POA
9/32	2.598	2.992	0.315	1.4173	4.48	2986-468	POA
19/64	2.598	2.992	0.315	1.4173	4.48	2986-469	POA
5/16	2.598	2.992	0.315	1.4173	4.48	2986-470	POA
21/64	3.346	3.74	0.3937	1.771	5.59	2986-471	POA
11/32	3.346	3.74	0.3937	1.771	5.59	2986-472	POA
23/64	3.346	3.74	0.3937	1.771	5.59	2986-473	POA
3/8	3.346	3.74	0.3937	1.771	5.59	2986-474	POA
25/64	3.346	3.74	0.3937	1.771	5.59	2986-475	POA
13/32	3.897	4.488	0.4724	1.81	6.37	2986-476	POA
7/16	3.897	4.488	0.4724	1.81	6.37	2986-478	POA
15/32	3.897	4.488	0.4724	1.81	6.37	2986-480	POA
31/64	3.897	4.488	0.5512	1.85	6.37	2986-481	POA
1/2	4.566	5.236	0.5512	1.85	7.16	2986-482	POA

Jobbers Length Drills– High Speed Steel

Fast Spiral, & Straight Flute



Straight Flute

- For brass an non-ferrous materials
- Discontinued, Limited Quantities!

Fast Spiral

- For low tensile materials such as aluminum
  and other soft materials

PACKAGE QUANTITIES: Fractional Sizes
1/64–19/64: 12 pcs. 5/16–1/2: 6 pcs.
33/64–11/16: 1 pcs.

2

WARNING: This product contains Cobalt and/or Nickel and/or Lead a chemical known to the state of California to cause cancer or birth defects or other reproductive harm. For more information: www.prop65.ca.gov. **WARNING:** Cutting tools may shatter. Always wear approved safety glasses and mask when regrinding.

FRACTIONAL SIZES	FLUTE LENGTH	OAL	Pittsburg® ALLEGHANY FAST SPIRAL ORDER NO.	PRICE EACH	Pittsburg® ALLEGHANY STRAIGHT FLUTE ORDER NO.	PRICE EACH
1/64	3/16	3/4	1070-001	$1.95	–	–
1/32	1/2	1-3/8	1070-002	1.43	–	–
3/64	3/4	1-3/4	1070-003	1.19	–	–
1/16	7/8	1-7/8	1070-004	0.86	–	–
5/64	1	2	1070-005	0.86	1701-005	$1.46
3/32	1-1/4	2-1/4	1070-006	0.86	1701-006	1.46
7/64	1-1/2	2-5/8	1070-007	0.86	1701-007	1.52
1/8	1-5/8	2-3/4	1070-008	0.86	1701-008	1.53
9/64	1-3/4	2-7/8	1070-009	0.86	1701-009	1.64
5/32	2	3-1/8	1070-010	0.95	1701-010	1.66
11/64	2-1/8	3-1/4	1070-011	1.13	1701-011	1.73
3/16	2-5/16	3-1/2	1070-012	1.28	1701-012	1.85
13/64	2-7/16	3-5/8	1070-013	1.41	1701-013	2.61
7/32	2-1/2	3-3/4	1070-014	1.60	1701-014	2.75
15/64	2-5/8	3-7/8	1070-015	1.66	1701-015	2.92
1/4	2-3/4	4	1070-016	1.78	1701-016	3.14
17/64	2-7/8	4-1/8	1070-017	2.20	1701-017	3.37
9/32	2-15/16	4-1/4	1070-018	2.36	1701-018	3.60
19/64	3-1/16	4-3/8	1070-019	2.54	1701-019	3.90
5/16	3-3/16	4-1/2	1070-020	2.81	1701-020	4.25
21/64	3-5/16	4-5/8	1070-021	2.99	1701-021	4.64
11/32	3-7/16	4-3/4	1070-022	3.39	1701-022	5.07
23/64	3-1/2	4-7/8	1070-023	3.96	1701-023	5.46
3/8	3-5/8	5	1070-024	4.15	1701-024	5.38
25/64	3-3/4	5-1/8	1070-025	4.58	1701-025	5.56
13/32	3-7/8	5-1/4	1070-026	4.78	1701-026	5.74
27/64	3-15/16	5-3/8	1070-027	5.35	1701-027	5.92
7/16	4-1/16	5-1/2	1070-028	5.61	1701-028	5.98
29/64	4-3/16	5-5/8	1070-029	5.78	1701-029	6.20
15/32	4-5/16	5-3/4	1070-030	6.15	1701-030	7.36
31/64	4-3/8	5-7/8	1070-031	6.75	1701-031	8.02
1/2	4-1/2	6	1070-032	7.25	1701-032	8.29

WIRE GAGE SIZES		FLUTE LENGTH	OVERALL LENGTH	Pittsburg ALLEGHANY FAST SPIRAL ORDER NO.	PRICE EACH	Pittsburg ALLEGHANY STR. FLUTE ORDER NO.	PRICE EACH
1	.2280	2-5/8	3-7/8	1080-001	$1.81	1702-001	$2.92
2	.2210	2-5/8	3-7/8	1080-002	1.81	1702-002	2.92
3	.2130	2-1/2	3-3/4	1080-003	1.71	1702-003	2.75
4	.2090	2-1/2	3-3/4	1080-004	1.71	1702-004	2.75
5	.2055	2-1/2	3-3/4	1080-005	1.71	1702-005	2.75
6	.2040	2-1/2	3-3/4	1080-006	1.71	1702-006	2.75
7	.2010	2-7/16	3-5/8	1080-007	1.46	–	–
8	.1990	2-7/16	3-5/8	1080-008	1.46	1702-008	2.61
9	.1960	2-7/16	3-5/8	1080-009	1.46	1702-009	2.61
10	.1935	2-7/16	3-5/8	1080-010	1.46	1702-010	2.61
11	.1910	2-5/16	3-1/2	1080-011	1.38	1702-011	2.61
12	.1890	2-5/16	3-1/2	1080-012	1.38	1702-012	1.85
13	.1850	2-5/16	3-1/2	1080-013	1.28	1702-013	1.73
14	.1820	2-3/16	3-3/8	1080-014	1.28	1702-014	1.73
15	.1800	2-3/16	3-3/8	1080-015	1.28	1702-015	1.73
16	.1770	2-3/16	3-3/8	1080-016	1.28	1702-016	1.73
17	.1730	2-3/16	3-3/8	1080-017	1.28	1702-017	1.73
18	.1695	2-1/8	3-1/4	1080-018	1.15	1702-018	1.66
19	.1660	2-1/8	3-1/4	1080-019	1.15	1702-019	1.66
20	.1610	2-1/8	3-1/4	1080-020	1.15	1702-020	1.66
21	.1590	2-1/8	3-1/4	1080-021	1.10	1702-021	1.66
22	.1570	2	3-1/8	1080-022	1.10	1702-022	1.66
23	.1540	2	3-1/8	1080-023	1.10	1702-023	1.64
24	.1520	2	3-1/8	1080-024	1.10	1702-024	1.64
25	.1495	1-7/8	3	1080-025	1.10	1702-025	1.64
26	.1470	1-7/8	3	1080-026	1.00	1702-026	1.64
27	.1440	1-7/8	3	1080-027	1.00	1702-027	1.64
28	.1405	1-3/4	2-7/8	1080-028	1.00	1702-028	1.53
29	.1360	1-3/4	2-7/8	1080-029	0.89	1702-029	1.53
30	.1285	1-5/8	2-3/4	1080-030	0.89	1702-030	1.53
31	.1200	1-5/8	2-3/4	1080-031	0.89	1702-031	1.52
32	.1160	1-5/8	2-3/4	1080-032	0.89	1702-032	1.52
33	.1701	1-1/2	2-5/8	1080-033	0.89	1702-033	1.52
34	.1110	1-1/2	2-5/8	1080-034	0.89	1702-034	1.52
35	.1100	1-1/2	2-5/8	1080-035	0.89	1702-035	1.52
36	.1065	1-7/16	2-1/2	1080-036	0.89	1702-036	1.46
37	.1040	1-7/16	2-1/2	1080-037	0.89	1702-037	1.46
38	.1015	1-7/16	2-1/2	1080-038	0.89	1702-038	1.46
39	.0995	1-3/8	2-3/8	1080-039	0.89	1702-039	1.46
40	.0980	1-3/8	2-3/8	1080-040	0.89	1702-040	1.46

WIRE GAGE SIZES	DECM'L EQUIV.	FLUTE LENGTH	OVERALL LENGTH	Pittsburg ALLEGHANY FAST SPIRAL ORDER NO.	PRICE EACH	Pittsburg ALLEGHANY STR. FLUTE ORDER NO.	PRICE EAC
41	.0960	1-3/8	2-3/8	1080-041	$0.91	1702-041	$1.46
42	.0935	1-1/4	2-1/4	1080-042	0.91	–	–
43	.0890	1-1/4	2-1/4	1080-043	0.91	1702-043	1.46
44	.0860	1-1/8	2-1/8	1080-044	0.91	1702-044	1.46
45	.0820	1-1/8	2-1/8	1080-045	0.91	1702-045	1.46
46	.0810	1-1/8	2-1/8	1080-046	0.91	1702-046	1.46
47	.0785	1	2	1080-047	0.91	1702-047	1.46
48	.0760	1	2	1080-048	0.91	1702-048	1.46
49	.0730	1	2	1080-049	0.91	–	–
50	.0700	1	2	1080-050	0.91	1702-050	1.46
51	.0670	1	2	1080-051	0.91	1702-051	1.46
52	.0635	7/8	1-7/8	1080-052	0.91	1702-052	1.46
53	.0595	7/8	1-7/8	1080-053	0.91	1702-053	1.43
54	.0550	7/8	1-7/8	1080-054	0.91	1702-054	1.43
55	.0520	7/8	1-7/8	1080-055	0.91	1702-055	1.43
56	.0465	3/4	1-3/4	1080-056	0.91	1702-056	1.43
57	.0430	3/4	1-3/4	1080-057	0.91	1702-057	1.43
58	.0420	11/16	1-5/8	1080-058	0.91	1702-058	1.43
59	.0410	11/16	1-5/8	1080-059	0.91	1702-059	1.43
60	.0400	11/16	1-5/8	1080-060	0.91	1702-060	1.43
61	.0390	11/16	1-5/8	1080-061	0.91	–	–
62	.0380	5/8	1-1/2	1080-062	1.83		
–	–						
63	.0370	5/8	1-1/2	1080-063	0.91	–	–
64	.0360	5/8	1-1/2	1080-064	0.91	–	–
65	.0350	5/8	1-1/2	1080-065	0.91	–	–
66	.0330	1/2	1-3/8	1080-066	0.91	–	–
67	.0320	1/2	1-3/8	1080-067	0.91	–	–
68	.0310	1/2	1-3/8	1080-068	0.91	–	–
69	.0292	1/2	1-3/8	1080-069	1.00	–	–
70	.0280	3/8	1-1/4	1080-070	1.00	–	–
71	.0260	3/8	1-1/4	1080-071	1.31	–	–
72	.0250	5/16	1-1/8	1080-072	1.31	–	–
73	.0240	5/16	1-1/8	1080-073	1.31	–	–
74	.0225	1/4	1	1080-074	1.31	–	–
75	.0210	1/4	1	1080-075	1.31	–	–
76	.0200	3/16	7/8	1080-076	1.31	–	–
77	.0180	3/16	7/8	1080-077	1.31	–	–
78	.0160	3/16	7/8	1080-078	1.31	–	–
79	.0145	1/8	3/4	1080-079	1.58	–	–
80	.0135	1/8	3/4	1080-080	1.58	–	–

Jobbers Length Drills

High Speed Steel, Fast Spiral, Straight Flute

WARNING: This product contains Cobalt and/or Nickel and/or Lead a chemical known to the state of California to cause cancer or birth defects or other reproductive harm. For more information: www.prop65.ca.gov. WARNING: Cutting tools may shatter. Always wear approved safety glasses and mask when regrinding.

PACKAGE QUANTITIES: Letter Sizes
A-N: 12pcs. O-Z: 6 pcs.

Letter Sizes [2]

SIZE	DECM'L EQUIV.	FLUTE LENGTH	OVERALL LENGTH	Pittsburg® FAST SPIRAL ORDER NO.	PRICE EACH	Pittsburg® STR. FLUTE ORDER NO.	PRICE EACH
A	.2340	2-5/8	3-7/8	1090-001	$1.93	1703-001	$2.92
B	.2380	2-3/4	4	1090-002	1.93	1703-002	3.14
C	.2420	2-3/4	4	1090-003	1.93	–	–
D	.2460	2-3/4	4	1090-004	1.93	1703-004	3.14
E	.2500	2-3/4	4	1090-005	1.78	1703-005	3.14
F	.2570	2-7/8	4-1/8	1090-006	2.29	–	–
G	.2610	2-7/8	4-1/8	1090-007	2.41	1703-007	3.37
H	.2660	2-7/8	4-1/8	1090-008	2.41	1703-008	3.60
I	.2720	2-7/8	4-1/8	1090-009	2.41	1703-009	3.60
J	.2770	2-7/8	4-1/8	1090-010	2.67	1703-010	3.60
K	.2810	2-15/16	4-1/4	1090-011	2.92	1703-011	3.60
L	.2900	2-15/16	4-1/4	1090-012	2.92	1703-012	3.90
M	.2950	3-1/16	4-3/8	1090-013	3.04	1703-013	3.90

SIZE	DECM'L EQUIV.	FLUTE LENGTH	OVERALL LENGTH	Pittsburg® FAST SPIRAL ORDER NO.	PRICE EACH	Pittsburg® STR. FLUTE ORDER NO.	PRICE EACH
N	.3020	3-1/16	4-3/8	1090-014	$3.04	1703-014	$4.25
O	.3160	3-3/16	4-1/2	1090-015	3.04	1703-015	4.64
P	.3230	3-5/16	4-5/8	1090-016	3.54	1703-016	4.64
Q	.3320	3-7/16	4-3/4	1090-017	3.54	1703-017	5.07
R	.3390	3-7/16	4-3/4	1090-018	3.79	1703-018	5.07
S	.3480	3-1/2	4-7/8	1090-019	3.92	1703-019	5.46
T	.3580	3-1/2	4-7/8	1090-020	4.54	1703-020	5.46
U	.3680	3-5/8	5	1090-021	4.54	1703-021	5.38
V	.3770	3-5/8	5	1090-022	4.66	1703-022	5.56
W	.3860	3-3/4	5-1/8	1090-023	4.78	1703-023	5.56
X	.3970	3-3/4	5-1/8	1090-024	5.66	1703-024	5.74
Y	.4040	3-7/8	5-1/4	1090-025	6.38	1703-025	5.74
Z	.4130	3-7/8	5-1/4	1090-026	6.59	1703-026	5.92

Standard Step Drills

High Speed Steel – Jobbers Length

Look for ALLEGIANCE® AMERICANMADE [1]

For Drilling and Counterboring Cap Screw Clearance Holes

SCREW SIZE	MINOR DIAM.	MAJOR DIAM.	STEP LENGTH	FLUTE LENGTH	OVERALL LENGTH	ORDER NO.	PRICE EACH
No. 6	.150	1/4	1/2	2-3/4	4	2864-005	$21.91
No. 8	.178	L	1/2	2-15/16	4-1/4	2864-010	25.09
No. 10	.204	0	5/8	3-7/16	4-3/4	2864-015	27.46
1/4	9/32	13/32	11/16	3-7/8	5-1/4	2864-020	31.68
5/16	11/32	1/2	3/4	4-1/2	6	2864-025	42.07
3/8	13/32	19/32	7/8	5-3/16	7-1/8	2864-030	67.25
1/2	17/32	25/32	1	3-1/4	5-1/8	2864-035	110.67

*Shorter than Jobber's Length

For Drilling and Countersinking 82° Flat Head Machine Screws

SCREW SIZE	MINOR DIAM.	MAJOR DIAM.	STEP LENGTH	FLUTE LENGTH	OVERALL LENGTH	ORDER NO.	PRICE EACH
No. 6	.142	9/32	1/2	2-15/16	4-1/4	2864-105	$23.23
No. 8	.169	Q	1/2	3-7/16	4-3/4	2864-110	27.44
No. 10	.196	W	5/8	3-3/4	5-1/8	2864-115	29.96
1/4	.257	1/2	11/16	4-13/16	6-5/8	2864-120	37.08
5/16	.320	5/8	3/4	5-3/16	7-1/8	2864-125	58.14
3/8	.383	3/4	7/8	5-5/8	7-5/8	2864-130	80.55
1/2	.510	7/8	1	3-1/2	5-1/2	2864-135	115.78

*Shorter than Jobber's Length

For Drilling 45° Chamfered Holes To-Be-Tapped (To produce approx. 70% thread.)

TAP SIZE	MINOR DIAM.	MAJOR DIAM.	STEP LENGTH	FLUTE LENGTH	OVERALL LENGTH	ORDER NO.	PRICE EACH
5-40	.101	9/64	1/2	1-3/4	2-7/8	2864-205	$19.60
6-32	.109	5/32	1/2	2	3-1/8	2864-210	19.84
8-32	.136	3/16	1/2	2-5/16	3-1/2	2864-215	20.33
8-36	.136	3/16	1/2	2-5/16	3-1/2	2864-220	20.65
10-24	.152	1/4	5/8	2-3/4	4	2864-225	21.62
10-32	.161	1/4	5/8	2-3/4	4	2864-230	21.62
1/4-20	.204	21/64	13/16	3-5/16	4-5/8	2864-235	26.64
1/4-28	.218	21/64	13/16	3-5/16	4-5/8	2864-240	27.12
5/16-18	.261	13/32	15/16	3-7/8	5-1/4	2864-245	30.36
5/16-24	.272	13/32	15/16	3-7/8	5-1/4	2864-250	30.77
3/8-16	.316	31/64	1	4-3/8	5-7/8	2864-255	40.15
3/8-24	.339	31/64	1	4-3/8	5-7/8	2864-260	40.88
7/16-14	.375	17/32	1-1/16	4-13/16	6-5/8	2864-265	69.99
7/16-20	.390	17/32	1-1/16	4-13/16	6-5/8	2864-270	69.99
1/2-13	.437	5/8	1-1/16	5-3/16	7-1/8	2864-280	80.81
1/2-20	.452	5/8	1-1/16	5-3/16	7-1/8	2864-285	81.78

CAP SCREW SET
No. 6 thru 3/8 Screw Sizes
(6 tools in wood stand)
Order No. 2864-000

SET PRICE.....$220.74

FLAT HEAD SET
No. 6 thru 3/8 Screw Sizes
(6 tools in wood stand)
Order No. 2864-100

SET PRICE.....$261.68

TAP DRILL SET
No. 6 thru 3/8 NC TAP Sizes
(6 tools in wood stand)
Order No. 2864-200

SET PRICE.....$164.21

Screw Machine Length Drills

WARNING: This product contains Cobalt and/or Nickel and/or Lead a chemical known to the state of California to cause cancer or birth defects or other reproductive harm. For more information: www.prop65.ca.gov. WARNING: Cutting tools may shatter. Always wear approved safety glasses and mask when regrinding.

Right & Left Hand– High Speed Steel, Cobalt, Carbide Tipped

• Right Hand Spiral

135º Split Point 3/64"–1/2"
118º 33/64"-3"

• Cobalt RHS

135º Split Point 3/64"–1/2"

• Left Hand Spiral

118º Point

• Carbide Tipped RHS

118º Point

			HI SPEED STEEL RH [4]		HI SPEED STEEL RH [3]		HI SPEED STEEL LH [2]		COBALT [2]		CARBIDE TIPPED USA [2]	
FRAC. SIZES	FLUTE LENGTH	OVERALL LENGTH	ORDER NO.	PRICE EACH	ORDER NO.	PRICE EACH	ORDER NO.	PRICE EACH	ORDER NO.	PRICE EACH	ORDER NO.	PRICE EACH
3/64	1/2	1-3/8	1160-003	$ 0.85	1162-003	$1.52	1190-003	$1.54	1211-103	$3.89	–	–
1/16	5/8	1-5/8	1160-004	0.79	1162-004	1.36	1190-004	1.72	1211-104	2.54	–	–
5/64	11/16	1-11/16	1160-005	0.79	1162-005	1.36	1190-005	1.72	1211-105	2.54	–	–
3/32	3/4	1-3/4	1160-006	0.79	1162-006	1.36	1190-006	1.72	1211-106	2.59	–	–
7/64	13/16	1-13/16	1160-007	0.79	1162-007	1.36	1190-007	1.72	1211-107	2.85	–	–
1/8	7/8	1-7/8	1160-008	0.79	1162-008	1.36	1190-008	1.72	1211-108	3.06	3025-208	$26.46
9/64	15/16	1-15/16	1160-009	0.79	1162-009	1.36	1190-009	1.72	1211-109	3.31	3025-209	28.62
5/32	1	2-1/16	1160-010	0.91	1162-010	1.46	1190-010	2.00	1211-110	3.58	3025-210	29.98
11/64	1-1/16	2-1/8	1160-011	0.97	1162-011	1.75	1190-011	2.29	1211-111	3.93	3025-211	32.14
3/16	1-1/8	2-3/16	1160-012	0.99	1162-012	1.75	1190-012	2.46	1211-112	4.66	3025-212	32.14
13/64	1-3/16	2-1/4	1160-013	1.10	1162-013	1.82	1190-013	2.87	1211-113	5.13	3025-213	32.35
7/32	1-1/4	2-3/8	1160-014	1.29	1162-014	2.24	1190-014	3.24	1211-114	5.38	3025-214	32.35
15/64	1-5/16	2-7/16	1160-015	1.35	1162-015	2.28	1190-015	3.53	1211-115	5.90	3025-215	34.56
1/4	1-3/8	2-1/2	1160-016	1.51	1162-016	2.42	1190-016	3.54	1211-116	6.31	3025-216	34.56
17/64	1-7/16	2-5/8	1160-017	1.64	1162-017	2.81	1190-017	4.52	1211-117	7.14	3025-217	41.58
9/32	1-1/2	2-11/16	1160-018	1.74	1162-018	3.15	1190-018	4.79	1211-118	7.76	3025-218	41.58
19/64	1-9/16	2-3/4	1160-019	1.90	1162-019	3.34	1190-019	5.37	1211-119	9.11	3025-219	43.68
5/16	1-5/8	2-13/16	1160-020	2.05	1162-020	3.80	1190-020	5.38	1211-120	9.57	3025-220	45.90
21/64	1-11/16	2-15/16	1160-021	2.27	1162-021	3.85	1190-021	6.07	1211-121	11.04	3025-221	48.96
11/32	1-11/16	3	1160-022	2.54	1162-022	4.32	1190-022	6.75	1211-122	11.49	3025-222	48.96
23/64	1-3/4	3-1/16	1160-023	2.97	1162-023	5.00	1190-023	8.05	1211-123	13.31	3025-223	50.28
3/8	1-13/16	3-1/8	1160-024	3.08	1162-024	5.21	1190-024	8.29	1211-124	13.31	3025-224	51.04
25/64	1-7/8	3-1/4	1160-025	3.43	1162-025	5.90	1190-025	9.48	1211-125	14.86	3025-225	53.59
13/32	1-15/16	3-5/16	1160-026	3.59	1162-026	6.34	1190-026	9.56	1211-126	15.48	3025-226	53.59
27/64	2	3-3/8	1160-027	3.94	1162-027	6.83	1190-027	10.80	1211-127	17.56	3025-227	59.94
7/16	2-1/16	3-7/16	1160-028	4.00	1162-028	7.13	1190-028	10.89	1211-128	17.81	3025-228	59.94
29/64	2-1/8	3-9/16	1160-029	4.81	1162-029	8.35	1190-029	13.29	1211-129	21.11	–	–
15/32	2-1/8	3-5/8	1160-030	5.01	1162-030	8.68	1190-030	13.79	1211-130	21.11	3025-230	69.36
31/64	2-3/16	3-11/16	1160-031	5.27	1162-031	9.68	1190-031	14.68	1211-131	21.76	–	–
1/2	2-1/4	3-3/4	1160-032	5.18	1162-032	10.53	1190-032	14.16	1211-132	22.15	3025-232	75.55
33/64	2-3/8	3-7/8	1160-033	11.59	1162-033	19.38	1190-033	24.63	1211-133	56.72	–	–
17/32	2-3/8	3-7/8	1160-034	11.91	1162-034	22.81	1190-034	23.76	1211-134	56.72	3025-234	82.30
35/64	2-1/2	4	1160-035	12.64	1162-035	POA	1190-035	24.63	1211-135	58.17	–	–
9/16	2-1/2	4	1160-036	12.41	1162-036	23.68	1190-036	23.76	1211-136	66.73	3025-236	114.00
37/64	2-5/8	4-1/8	1160-037	14.48	1162-037	POA	1190-037	29.50	1211-137	79.25	–	–
19/32	2-5/8	4-1/8	1160-038	14.20	1162-038	27.01	1190-038	28.45	1211-138	76.43	3025-238	94.35
39/64	2-3/4	4-1/4	1160-039	14.59	1162-039	POA	1190-039	31.01	1211-139	80.06	–	–
5/8	2-3/4	4-1/4	1160-040	14.34	1162-040	28.43	1190-040	29.91	1211-140	77.23	3025-240	94.35
41/64	2-7/8	4-1/2	1160-041	16.77	1162-041	POA	1190-041	32.34	1211-141	91.97	–	–
21/32	2-7/8	4-1/2	1160-042	16.47	1162-042	34.81	1190-042	31.19	1211-142	88.67	3025-242	113.40
43/64	2-7/8	4-5/8	1160-043	18.60	1162-043	POA	1190-043	36.28	1211-143	101.86	–	–
11/16	2-7/8	4-5/8	1160-044	18.25	1162-044	34.81	1190-044	34.99	1211-144	98.22	3025-244	116.50
45/64	3	4-3/4	1160-045	20.73	1162-045	POA	1190-045	41.93	1211-145	110.60	–	–
23/32	3	4-3/4	1160-046	19.99	1162-046	35.64	1190-046	40.45	1211-146	106.64	–	–
47/64	3-1/8	5	1160-047	21.88	1162-047	POA	1190-047	43.53	1211-147	116.73	–	–
3/4	3-1/8	5	1160-048	21.10	1162-048	39.52	1190-048	41.98	1211-148	112.56	3025-248	132.45
49/64	3-1/4	5-1/8	1160-049	24.10	1162-049	POA	1190-049	46.88	1211-149	124.33	–	–
25/32	3-1/4	5-1/8	1160-050	23.23	1162-050	POA	1190-050	45.22	1211-150	124.33	–	–
51/64	3-3/8	5-1/4	1160-051	25.37	1162-051	POA	1190-051	54.06	1211-151	131.86	–	–
13/16	3-3/8	5-1/4	1160-052	24.46	1162-051	POA	1190-052	50.78	1211-152	131.86	3025-252	163.60

(Continued)

Screw Machine Length Drills

WARNING: This product contains Cobalt and/or Nickel and/or Lead a chemical known to the state of California to cause cancer or birth defects or other reproductive harm. For more information: www.prop65.ca.gov. WARNING: Cutting tools may shatter. Always wear approved safety glasses and mask when regrinding.

Fractional & Letter Sizes

• Right Hand Spiral
135º Split Point 3/64"–1/2", A-Z
118º Point 33/64"-3"

• Left Hand Spiral
118º Point

• Carbide Tipped RHS
118º Point

Fractional Sizes, Continued

			HIGH SPEED STEEL RH [4]		HIGH SPEED STEEL LH [2]		CARBIDE TIPPED [2] USA	
FRAC. SIZES	FLUTE LG'TH	OVERALL LENGTH	ORDER NO.	PRICE EACH	ORDER NO.	PRICE EACH	ORDER NO.	PRICE EACH
53/64	3-1/2	5-3/8	1160-053	$26.86	1190-053	$55.84	–	–
27/32	3-1/2	5-3/8	1160-054	25.90	1190-054	53.86	–	–
55/64	3-1/2	5-1/2	1160-055	27.82	1190-055	58.11	–	–
7/8	3-1/2	5-1/2	1160-056	26.82	1190-056	56.05	–	–
57/64	3-5/8	5-5/8	1160-057	28.88	1190-057	60.78	–	–
29/32	3-5/8	5-5/8	1160-058	27.85	1190-058	58.63	–	–
59/64	3-3/4	5-3/4	1160-059	31.83	1190-059	64.52	–	–
15/16	3-3/4	5-3/4	1160-060	30.69	1190-060	62.23	3025-260	$192.80
61/64	3-7/8	5-7/8	1160-061	34.63	1190-061	69.53	–	–
31/32	3-7/8	5-7/8	1160-062	33.38	1190-062	67.07	–	–
63/64	4	6	1160-063	35.93	1190-063	73.87	–	–
1	4	6	1160-064	34.64	1190-064	71.25	3025-264	203.70
1-1/64	4	6-1/4	1160-065	52.90	1190-065	43.73	–	–
1-1/32	4	6-1/4	1160-066	52.90	1190-066	46.78	–	–
1-3/64	4	6-1/4	1160-067	52.90	1190-067	49.65	–	–
1-1/16	4	6-1/4	1160-068	43.21	1190-068	71.02	3025-268	255.10
1-5/64	4	6-3/8	1160-069	41.84	1190-069	52.35	–	–
1-3/32	4	6-3/8	1160-070	52.90	1190-070	55.39	–	–
1-7/64	4	6-3/8	1160-071	41.84	1190-071	58.32	–	–
1-1/8	4	6-3/8	1160-072	48.97	1190-072	82.42	3025-272	283.30
1-9/64	4-1/4	6-5/8	1160-073	72.11	1190-073	62.25	–	–
1-5/32	4-1/4	6-5/8	1160-074	50.78	1190-074	62.51	–	–
1-11/64	4-1/4	6-5/8	1160-075	43.38	1190-075	64.13	–	–
1-3/16	4-1/4	6-5/8	1160-076	56.80	1190-076	94.78	3025-276	345.80
1-13/64	4-3/8	6-3/4	1160-077	47.14	1190-077	67.29	–	–
1-7/32	4-3/8	6-3/4	1160-078	47.14	1190-078	67.99	–	–
1-15/64	4-3/8	6-3/4	1160-079	47.14	1190-079	70.95	–	–
1-1/4	4-3/8	6-3/4	1160-080	75.77	1190-080	107.26	3025-280	345.80
1-17/64	4-3/8	7	1160-081	94.31	1190-081	80.76	–	–
1-9/32	4-3/8	7	1160-082	97.18	1190-082	83.41	–	–
1-19/6	4-3/8	7	1160-083	98.90	1190-083	84.39	–	–
1-5/16	4-3/8	7	1160-084	80.78	1190-084	122.76	–	–
1-21/64	4-1/2	7-7/8	1160-085	98.90	1190-085	88.53	–	–
1-11/32	4-1/2	7-1/8	1160-086	74.29	1190-086	90.57	–	–
1-23/64	4-1/2	7-1/8	1160-087	103.50	1190-087	92.99	–	–
1-3/8	4-1/2	7-1/8	1160-088	86.61	1190-088	130.41	–	–
1-25/64	4-3/4	7-3/8	1160-089	113.46	1190-089	95.97	–	–
1-13/32	4-3/4	7-3/8	1160-090	98.62	1190-090	99.28	–	–
1-27/64	4-3/4	7-3/8	1160-091	113.46	1190-091	101.31	–	–
1-7/16	4-3/4	7-3/8	1160-092	98.62	1190-092	139.39	–	–
1-29/64	4-7/8	7-1/2	1160-093	113.46	1190-093	102.19	–	–
1-15/32	4-7/8	7-1/2	1160-094	113.56	1190-094	103.77	–	–
1-31/64	4-7/8	7-1/2	1160-095	117.85	1190-095	105.35	–	–
1-1/2	4-7/8	7-1/2	1160-096	91.31	1190-096	148.29	–	–
1-33/64	4-7/8	7-3/4	1160-097	125.59	1190-097	110.11	–	–
1-17/32	4-7/8	7-3/4	1160-098	117.85	1190-098	112.30	–	–
1-9/16	4-7/8	7-3/4	1160-100	103.17	1190-100	105.13	–	–
1-37/64	4-7/8	7-3/4	1160-101	150.03	1190-101	POA	–	–
1-19/32	4-7/8	7-3/4	1160-102	117.09	1190-102	127.03	–	–
1-39/64	4-7/8	7-3/4	1160-103	150.03	1190-103	POA	–	–
1-5/8	4-7/8	7-3/4	1160-104	115.75	1190-104	116.30	–	–
1-21/32	5-1/8	8	1160-106	133.90	1190-106	139.19	–	–
1-11/16	5-1/8	8	1160-108	132.34	1190-108	132.32	–	–
1-23/32	5-1/8	8	1160-110	224.35	1190-110	152.59	–	–
1-3/4	5-1/8	8	1160-112	137.10	1190-112	133.49	–	–
1-25/32	5-3/8	8-1/4	1160-114	258.36	1190-114	158.81	–	–
1-13/16	5-3/8	8-1/4	1160-116	150.43	1190-116	160.97	–	–
1-27/32	5-3/8	8-1/4	1160-118	279.08	1190-118	163.76	–	–

Cobalt sizes through 1-3/8 available on request.

			HIGH SPEED RH [4]		HIGH SPEED LH [2]	
FRAC. SIZES	FLUTE LENGTH	OVERALL LENGTH	ORDER NO.	PRICE EACH	ORDER NO.	PRICE EACH
1-7/8	5-3/8	8-1/4	1160-120	$154.71	1190-120	$149.33
1-29/32	5-3/8	8-1/4	1160-122	300.41	1190-122	170.54
1-15/16	5-5/8	8-1/4	1160-124	164.12	1190-124	164.69
1-31/32	5-5/8	8-1/2	1160-126	300.31	1190-126	173.87
2	5-5/8	8-1/2	1160-128	172.44	1190-128	176.77
2-1/16	5-5/8	8-1/2	1160-132	180.60	–	–
2-1/8	5-5/8	8-1/2	1160-136	186.30	–	–
2-3/16	5-5/8	8-1/2	1160-140	198.70	–	–
2-1/4	5-5/8	8-1/2	1160-144	214.50	–	–
2-5/16	5-5/8	8-1/2	1160-148	229.50	–	–
2-3/8	5-5/8	8-1/2	1160-152	232.90	–	–
2-7/16	5-5/8	8-1/2	1160-156	282.20	–	–
2-1/2	5-5/8	8-1/2	1160-160	306.30	–	–
2-3/4	5-5/8	8-1/2	1160-176	POA	–	–
2-7/8	5-5/8	8-1/2	1160-184	POA	–	
3	5-5/8	8-1/2	1160-192	POA	–	–

PACKAGE QUANTITIES: Fractional Sizes
1/64–19/64: 12 pcs. 5/16–1/2: 6 pcs. 33/64–11/16: 1 pcs.

Letter Sizes

			HIGH SPEED STEEL RH [4]		HIGH SPEED STEEL RH [2]		U.S.A. COBALT [2]	
LETTER SIZE	FLUTE LG'TH	OVERALL LENGTH	ORDER NO.	PRICE EACH	ORDER NO.	PRICE EACH	ORDER NO.	PRICE EACH
A	1-5/16	2-7/16	1180-001	$1.67	1182-001	$3.32	1211-301	$7.45
B	1-3/8	2-1/2	1180-002	1.67	1182-002	3.32	1211-302	7.76
C	1-3/8	2-1/2	1180-003	1.67	1182-003	3.32	1211-303	7.76
D	1-3/8	2-1/2	1180-004	1.67	1182-004	3.32	1211-304	7.76
E	1-3/8	2-1/2	1180-005	1.51	1182-005	2.41	1211-305	6.59
F	1-7/16	2-5/8	1180-006	1.83	1182-006	3.13	1211-306	8.21
G	1-7/16	2-5/8	1180-007	1.93	1182-007	3.72	1211-307	8.21
H	1-1/2	2-11/16	1180-008	1.93	1182-008	3.72	1211-308	8.81
I	1-1/2	2-11/16	1180-009	1.93	1182-009	3.92	1211-309	8.81
J	1-1/2	2-11/16	1180-010	2.10	1182-010	4.27	1211-310	8.81
K	1-1/2	2-11/16	1180-011	2.24	1182-011	4.57	1211-311	8.96
L	1-9/16	2-3/4	1180-012	2.24	1182-012	4.57	1211-312	10.26
M	1-9/16	2-3/4	1180-013	2.45	1182-013	4.87	1211-313	10.26
N	1-5/8	2-13/16	1180-014	2.45	1182-014	4.87	1211-314	11.34
O	1-11/16	2-15/16	1180-015	2.52	1182-015	5.15	1211-315	12.42
P	1-11/16	2-15/16	1180-016	2.77	1182-016	5.46	1211-316	12.42
Q	1-11/16	3	1180-017	2.77	1182-017	5.46	1211-317	13.50
R	1-11/16	3	1180-018	2.77	1182-018	5.46	1211-318	13.50
S	1-3/4	3-1/16	1180-019	3.23	1182-019	6.34	1211-319	16.52
T	1-3/4	3-1/16	1180-020	3.73	1182-020	7.28	1211-320	16.52
U	1-13/16	3-1/8	1180-021	3.73	1182-021	7.28	1211-321	16.52
V	1-7/8	3-1/4	1180-022	3.92	1182-022	7.28	1211-322	18.31
W	1-7/8	3-1/4	1180-023	4.12	1182-023	7.58	1211-323	18.85
X	1-15/16	3-5/16	1180-024	4.80	1182-024	9.38	1211-324	19.33
Y	1-15/16	3-5/16	1180-025	5.69	1182-025	11.09	1211-325	19.33
Z	2	3-3/8	1180-026	5.69	1182-026	11.48	1211-326	21.55

PACKAGE QUANTITIES: Letter Sizes
A-N: 12pcs. O-Z: 6 pcs.

Left Hand Letter Sizes available on request.

Screw Machine Length Drills

WARNING: This product contains Cobalt and/or Nickel and/or Lead a chemical known to the state of California to cause cancer or birth defects or other reproductive harm. For more information: www.prop65.ca.gov. **WARNING:** Cutting tools may shatter. Always wear approved safety glasses and mask when regrinding.

- **Right Hand Spiral**
  135º Split Point: No. 1–52
  135º No Split Point: No. 53–60

- **Left Hand Spiral**
  118º Point

- **Cobalt RHS**
  135º Split Point: No. 1–52
  135º No Split Point: No. 53–60

Wire Gage Sizes

			HIGH SPEED STEEL RH [4]		HIGH SPEED STEEL RH [3]		HIGH SPEED STEEL LH [2]		COBALT [2]	
			Pittsburg® ALLEGHENY		ALLEGIANCE® AMERICAN MADE		Pittsburg® ALLEGHENY		ALLEGIANCE® AMERICAN MADE	
WIRE GAGE SIZES	FLUTE LENGTH	OVERALL LENGTH	ORDER NO.	PRICE EACH	ORDER NO.	PRICE EACH	ORDER NO.	PRICE EACH	ORDER NO.	PRICE EACH
1	1-5/16	2-7/16	1170-001	$1.39	1172-001	$2.51	1200-001	$2.05	1211-201	$6.73
2	1-5/16	2-7/16	1170-002	1.39	1172-002	2.51	1200-002	2.05	1211-202	6.73
3	1-1/4	2-3/8	1170-003	1.32	1172-003	2.51	1200-003	1.91	1211-203	6.73
4	1-1/4	2-3/8	1170-004	1.32	1172-004	2.51	1200-004	1.91	1211-204	6.11
5	1-1/4	2-3/8	1170-005	1.32	1172-005	2.51	1200-005	1.91	1211-205	6.11
6	1-1/4	2-3/8	1170-006	1.32	1172-006	2.51	1200-006	1.91	1211-206	6.11
7	1-3/16	2-1/4	1170-007	1.09	1172-007	2.00	1200-007	1.61	1211-207	5.07
8	1-3/16	2-1/4	1170-008	1.09	1172-008	2.00	1200-008	1.61	1211-208	5.07
9	1-3/16	2-1/4	1170-009	1.09	1172-009	2.00	1200-009	1.61	1211-209	5.07
10	1-3/16	2-1/4	1170-010	1.09	1172-010	2.00	1200-010	1.61	1211-210	5.07
11	1-3/16	2-1/4	1170-011	1.09	1172-011	2.00	1200-011	1.55	1211-211	5.07
12	1-3/16	2-1/4	1170-012	1.09	1172-012	2.00	1200-012	1.55	1211-212	5.07
13	1-1/8	2-3/16	1170-013	1.09	1172-013	2.00	1200-013	1.43	1211-213	4.92
14	1-1/8	2-3/16	1170-014	1.09	1172-014	2.00	1200-014	1.43	1211-214	4.92
15	1-1/8	2-3/16	1170-015	1.09	1172-015	2.00	1200-015	1.43	1211-215	4.92
16	1-1/8	2-3/16	1170-016	1.09	1172-016	2.00	1200-016	1.43	1211-216	4.92
17	1-1/8	2-3/16	1170-017	1.09	1172-017	2.00	1200-017	1.43	1211-217	4.92
18	1-1/16	2-1/8	1170-018	0.94	1172-018	2.00	1200-018	1.28	1211-218	4.04
19	1-1/16	2-1/8	1170-019	0.94	1172-019	2.00	1200-019	1.28	1211-219	4.04
20	1-1/16	2-1/8	1170-020	0.94	1172-020	2.00	1200-020	1.28	1211-220	4.04
21	1-1/16	2-1/8	1170-021	0.91	1172-021	2.00	1200-021	1.17	1211-221	4.04
22	1-1/16	2-1/8	1170-022	0.91	1172-022	2.00	1200-022	1.17	1211-222	4.04
23	1	2-1/16	1170-023	0.91	1172-023	2.00	1200-023	1.17	1211-223	4.04
24	1	2-1/16	1170-024	0.91	1172-024	2.00	1200-024	1.17	1211-224	4.04
25	1	2-1/16	1170-025	0.89	1172-025	1.73	1200-025	1.17	1211-225	3.73
26	1	2-1/16	1170-026	0.89	1172-026	1.73	1200-026	1.17	1211-226	3.73
27	1	2-1/16	1170-027	0.77	1172-027	1.73	1200-027	1.10	1211-227	3.73
28	15/16	1-15/16	1170-028	0.77	1172-028	1.51	1200-028	1.10	1211-228	3.73
29	15/16	1-15/16	1170-029	0.77	1172-029	1.51	1200-029	1.00	1211-229	3.73
30	15/16	1-15/16	1170-030	0.77	1172-030	1.51	1200-030	1.00	1211-230	3.00
31	7/8	1-7/8	1170-031	0.77	1172-031	1.51	1200-031	1.00	1211-231	3.00
32	7/8	1-7/8	1170-032	0.77	1172-032	1.51	1200-032	1.00	1211-232	3.00
33	7/8	1-7/8	1170-033	0.77	1172-033	1.51	1200-033	1.00	1211-233	3.00
34	7/8	1-7/8	1170-034	0.77	1172-034	1.51	1200-034	1.00	1211-234	3.00
35	7/8	1-7/8	1170-035	0.77	1172-035	1.51	1200-035	1.00	1211-235	3.00
36	13/16	1-13/16	1170-036	0.77	1172-036	1.51	1200-036	1.00	1211-236	3.00
37	13/16	1-13/16	1170-037	0.77	1172-037	1.51	1200-037	1.00	1211-237	3.00
38	13/16	1-13/16	1170-038	0.77	1172-038	1.51	1200-038	1.00	1211-238	2.74
39	13/16	1-13/16	1170-039	0.77	1172-039	1.51	1200-039	1.00	1211-239	2.74
40	13/16	1-13/16	1170-040	0.77	1172-040	1.51	1200-040	1.00	1211-240	2.74
41	13/16	1-13/16	1170-041	0.77	1172-041	1.51	1200-041	1.00	1211-241	2.74
42	3/4	1-3/4	1170-042	0.77	1172-042	1.51	1200-042	1.00	1211-242	2.74
43	3/4	1-3/4	1170-043	0.77	1172-043	1.51	1200-043	1.00	1211-243	2.74
44	3/4	1-3/4	1170-044	0.77	1172-044	1.51	1200-044	1.00	1211-244	2.74
45	3/4	1-3/4	1170-045	0.77	1172-045	1.51	1200-045	1.00	1211-245	2.74
46	3/4	1-3/4	1170-046	0.77	1172-046	1.51	1200-046	1.00	1211-246	2.74
47	3/4	1-3/4	1170-047	0.77	1172-047	1.51	1200-047	1.00	1211-247	2.74
48	11/16	1-11/16	1170-048	0.77	1172-048	1.51	1200-048	1.00	1211-248	2.74
49	11/16	1-11/16	1170-049	0.77	1172-049	1.51	1200-049	1.00	1211-249	2.74
50	11/16	1-11/16	1170-050	0.77	1172-050	1.51	1200-050	1.00	1211-250	2.74
51	11/16	1-11/16	1170-051	0.77	1172-051	1.51	1200-051	1.00	1211-251	2.74
52	11/16	1-11/16	1170-052	0.77	1172-052	1.51	1200-052	1.00	1211-252	2.74
53	5/8	1-5/8	1170-053	0.77	1172-053	1.51	1200-053	1.00	1211-253	2.74
54	5/8	1-5/8	1170-054	0.77	1172-054	1.51	1200-054	1.00	1211-254	2.74
55	5/8	1-5/8	1170-055	0.77	1172-055	1.51	1200-055	1.00	1211-255	2.74
56	1/2	1-3/8	1170-056	0.77	1172-056	1.51	1200-056	1.00	1211-256	2.74
57	1/2	1-3/8	1170-057	0.77	1172-057	1.51	1200-057	1.00	1211-257	2.98
58	1/2	1-3/8	1170-058	0.77	1172-058	1.51	1200-058	1.00	1211-258	2.98
59	1/2	1-3/8	1170-059	0.77	1172-059	1.51	1200-059	1.00	1211-259	2.98
60	1/2	1-3/8	1170-060	0.77	1172-060	1.51	1200-060	1.00	1211-260	2.98

PACKAGE QUANTITIES: Wire Gage Sizes
1-100: 12 pcs.

Step Drills & Parabolic Drills

WARNING: This product contains Cobalt and/or Nickel and/or Lead a chemical known to the state of California to cause cancer or birth defects or other reproductive harm. For more information: www.prop65.ca.gov. WARNING: Cutting tools may shatter. Always wear approved safety glasses and mask when regrinding.

Step Drills

[1] [1] [3]

NO OF HOLES	HOLE SIZES	SHANK SIZE	STEP THICK.	Unibit® STEP DRILLS MODEL	ORDER NO.	PRICE EACH	TiN COATED MODEL	ORDER NO.	PRICE EACH	Pittsburg® ALLEGHANY HSS ORDER NO.	PRICE EACH
Fractional Sizes											
13	1/8-1/2 x 32nds	1/4	1/8	1	3255-301	$29.12	1T	3255-321	$41.65	1911-013	$17.82
6	3/16-1/2 x 16ths	1/4	3/8	2	3255-303	31.27	2T	3255-322	41.65	1911-006	17.82
9	1/4-3/4 x 16ths	3/8	1/8	3	3255-305	52.60	3T	3255-323	75.08	1911-009	32.29
12	3/16-7/8 x 16ths	3/8	1/8	4	3255-307	62.18	4T	3255-324	88.76	1911-012	39.38
10	1/4-1-3/8 x 8ths	7/16	1/8	5	3255-309	117.99	–	–	–	1911-010	70.60
Self Starting Single Hole Sizes											
	1/2	1/4	–	10	3255-311	$30.28	–	–	–	–	–
	7/8	3/8	–	11	3255-312	62.51	–	–	–	–	–
1	3/8	1/4	–	12	3255-313	24.39	–	–	–	–	–
	1-1/8	7/16	–	13	3255-315	80.54	–	–	–	–	–
Hole Enlarging Bits											
8	9/16-1 x 16ths	7/16	1/8	20	3255-317	$60.10	–	–	–	1911-018	26.60
10	13/16-1-3/8 x 16ths	7/16	1/8	21	3255-319	130.74	–	–	–	1911-020	54.05
Metric											
9	4-12MM x 1MM	1/4	5MM	1M	3255-302	$25.08	1MT	3255-325	$33.17	–	–
5	4-12MM x 2MM	1/4	11MM	2M	3255-304	25.08	2MT	3255-326	30.59	–	–
7	6-18MM x 2MM	3/8	5MM	3M	3255-306	56.31	3MT	3255-327	60.24	–	–
10	4-22MM x 2MM	3/8	5MM	4M	3255-308	66.55	4MT	3255-328	74.75	–	–
13	5-35MM x 2-3MM	7/16	3.5MM	5M	3255-310	117.99	–	–	–	–	–
Self Starting Single Hole Sizes											
1	8MM	1/4		12M	3255-314	$12.36	–	–	–	–	–
Hole Enlarging Bits											
6	14-24MM x 2MM	7/16	5MM	20M	3255-318	$51.63	–	–	–	–	–
8	20-34MM x 2MM	7/16	5MM	21M	3255-320	104.87	–	–	–	–	–

Parabolic Drills – Screw Machine Length – Cobalt & Cobalt TiALN Coated

- Parabolic Cobalt
  130º Notched Thinned or Split Point

- Parabolic TiALN
  130º Notched Thinned or Split Point

[2]

FRAC. SIZES	FLUTE LENGTH	OVERALL LENGTH	PARABOLIC COBALT ORDER NO.	PRICE EACH	PARABOLIC COBALT TiALN USA ORDER NO.	PRICE EACH
1/16	5/8	1-5/8	1704-304	$2.45	1704-604	$5.11
5/64	11/16	1-11/16	1704-305	2.49	1704-605	5.11
3/32	3/4	1-3/4	1704-306	2.47	1704-606	4.65
7/64	13/16	1-13/16	1704-307	2.76	1704-607	4.65
1/8	7/8	1-7/8	1704-308	3.24	1704-608	5.22
9/64	15/16	1-15/16	1704-309	3.72	1704-609	5.80
5/32	1	2-1/16	1704-310	3.91	1704-610	5.99
11/64	1-1/16	2-1/8	1704-311	4.16	1704-611	6.24
3/16	1-1/8	2-3/16	1704-312	4.48	1704-612	6.56
13/64	1-3/16	2-1/4	1704-313	4.71	1704-613	6.77
7/32	1-1/4	2-3/8	1704-314	5.35	1704-614	7.43
15/64	1-5/16	2-7/16	1704-315	5.60	1704-615	7.68
1/4	1-3/8	2-1/2	1704-316	5.90	1704-616	10.04
17/64	1-7/16	2-5/8	1704-317	6.19	1704-617	10.35
9/32	1-1/2	2-11/16	1704-318	7.11	1704-618	11.27
19/64	1-9/16	2-3/4	1704-319	7.89	1704-619	12.05
5/16	1-5/8	2-13/16	1704-320	7.95	1704-620	12.11
21/64	1-11/16	2-15/16	1704-321	8.12	1704-621	15.49
11/32	1-11/16	3	1704-322	10.35	1704-622	14.09
23/64	1-3/4	3-1/16	1704-323	9.92	1704-623	15.73
3/8	1-13/16	3-1/8	1704-324	11.50	1704-624	19.39
25/64	3-1/4	3-1/4	1704-325	11.23	1704-625	19.67
13/32	1-15/16	3-5/16	1704-326	13.41	1704-626	26.09
27/64	2	3-3/8	1704-327	15.83	1704-627	26.09
7/16	2-1/16	3-7/16	1704-328	15.47	1704-628	27.56
29/64	2-1/8	3-9/16	1704-329	16.65	1704-629	30.32
15/32	2-1/8	3-5/8	1704-330	15.57	1704-630	30.32
31/64	2-3/16	3-11/16	1704-331	20.12	1704-631	30.32
1/2	2-1/4	3-3/4	1704-332	20.12	1704-632	35.28
33/64	2-3/8	3-7/8	1704-333	22.94	1704-633	51.05
17/32	2-3/8	3-7/8	1704-334	23.06	1704-634	51.05
35/64	2-1/2	4	1704-335	23.95	1704-635	51.05

IRWIN Unibit® Step Drill Set

[1]

SET DESCRIPTION	TYPE	CONTENTS	ORDER NO.	PRICE EACH
3-pc. Set	HSS	#1,2,3	3255-358	$ 115.23
3-pc. Set	TiN coated	#1T,2T,3T	3255-359	153.57
4-pc. Set	HSS w/#1 TiN	#1,2,3 + #1T	3255-360	110.18
4-pc. Set	HSS	#1,2,4 & 21	3255-361	247.51

Pittsburg® ALLEGHANY Step Drill Set

Self starting, Multiple Hole Sizes in plastic pouch.

[3]

SET DESC.	TYPE	CONTENTS	ORDER NO.	PRICE EACH
3-pc. Set	HSS	1/8-1/2 x 32nds, 13 hole, 3/16-1/2 x 16ths, 6 hole, 1/4-3/4 x 16ths, 9 hole	1911-000	$49.84

Silver & Deming Drills– 1/2" Shank

118° Split Point

WARNING: This product contains Cobalt and/or Nickel and/or Lead a chemical known to the state of California to cause cancer or birth defects or other reproductive harm. For more information: www.prop65.ca.gov. **WARNING:** Cutting tools may shatter. Always wear approved safety glasses and mask when regrinding.

High Speed Steel

Cobalt

Carbide Tipped

	Pittsburg		Allegiance American Made				Pittsburg		Allegiance American Made		Rock River	
	3		3		3		3		3		2	
	HSS		HSS		1/2" FLATTED SHANK		COBALT		COBALT		CARBIDE TIPPED	
DIAM.	ORDER NO.	PRICE EACH	ORDER NO.	PRICE EACH	ORDER NO.	PRICE EACH	ORDER NO.	PRICE EACH	ORDER NO.	PRICE EACH	ORDER NO.	PRICE EACH
1/2	1440-032	$4.77	–	–	–	–	–	–	–	–	2995-032	$86.80
33/64	1440-033	8.91	1441-033	$22.57	1441-233	$32.12	1442-033	$21.85	1445-033	$41.94	–	–
17/32	1440-034	8.91	1441-034	23.57	1441-234	32.94	1442-034	19.70	1445-034	41.94	2995-034	126.95
35/64	1440-035	9.83	1441-035	23.83	1441-235	34.15	1442-035	21.85	1445-035	43.38	–	–
9/16	1440-036	9.83	1441-036	23.83	1441-236	33.22	1442-036	20.70	1445-036	43.38	2995-036	131.60
37/64	1440-037	10.58	1441-037	25.60	1441-237	36.68	1442-037	24.60	1445-037	46.44	–	–
19/32	1440-038	10.58	1441-038	25.60	1441-238	35.69	1442-038	23.80	1445-038	46.44	2995-038	136.85
39/64	1440-039	11.04	1441-039	26.82	1441-239	36.42	1442-039	24.60	1445-039	49.37	–	–
5/8	1440-040	11.04	1441-040	26.82	1441-240	36.42	1442-040	23.65	1445-040	49.37	2995-040	152.15
41/64	1440-041	11.86	1441-041	28.62	1441-241	38.22	1442-041	27.00	1445-041	55.40	–	–
21/32	1440-042	11.86	1441-042	28.62	1441-242	38.22	1442-042	24.35	1445-042	55.40	2995-042	164.90
43/64	1440-043	12.47	1441-043	29.74	1441-243	39.44	1442-043	27.55	1445-043	58.46	–	–
11/16	1440-044	12.47	1441-044	29.74	1441-244	39.44	1442-044	24.35	1445-044	58.46	2995-044	171.30
45/64	1440-045	12.67	1441-045	30.13	1441-245	39.73	1442-045	30.10	1445-045	62.51	–	–
23/32	1440-046	12.67	1441-046	30.13	1441-246	39.73	1442-046	27.15	1445-046	62.51	2995-046	177.75
47/64	1440-047	13.40	1441-047	32.81	1441-247	42.41	1442-047	30.10	1445-047	62.51	–	–
3/4	1440-048	13.40	1441-048	32.81	1441-248	42.41	1442-048	25.45	1445-048	62.51	2995-048	186.25
49/64	1440-049	14.43	1441-049	35.02	1441-249	44.62	1442-049	33.70	1445-049	70.65	–	–
25/32	1440-050	14.43	1441-050	35.02	1441-250	44.62	1442-050	32.55	1445-050	70.65	2995-050	205.30
51/64	1440-051	15.05	1441-051	41.05	1441-251	50.65	1442-051	34.05	1445-051	73.98	–	–
13/16	1440-052	15.05	1441-052	38.00	1441-252	47.60	1442-052	30.40	1445-052	73.98	2995-052	205.85
53/64	1440-053	15.84	1441-053	42.49	1441-253	52.09	1442-053	36.50	1445-053	80.55	–	–
27/32	1440-054	15.84	1441-054	39.41	1441-254	49.01	1442-054	34.95	1445-054	80.55	2995-054	205.85
55/64	1440-055	16.04	1441-055	44.11	1441-255	55.64	1442-055	36.50	1445-055	80.55	–	–
7/8	1440-056	16.04	1441-056	39.41	1441-256	49.01	1442-056	32.60	1445-056	79.61	2995-056	214.20
57/64	1440-057	17.34	1441-057	46.04	1441-257	55.64	1442-057	40.85	1445-057	84.83	–	–
29/32	1440-058	17.34	1441-058	43.99	1441-258	58.96	1442-058	39.05	1445-058	84.83	2995-058	219.30
59/64	1440-059	17.99	1441-059	49.27	1441-259	58.87	1442-059	40.85	1445-059	84.83	–	–
15/16	1440-060	17.99	1441-060	49.27	1441-260	58.87	1442-060	36.45	1445-060	84.83	2995-060	221.55
61/64	1440-061	19.40	1441-061	52.08	1441-261	61.68	1442-061	48.00	1445-061	94.68	–	–
31/32	1440-062	19.40	1441-062	46.87	1441-262	58.87	1442-062	45.95	1445-062	94.68	2995-062	229.00
63/64	1440-063	21.34	1441-063	52.18	1441-263	61.78	1442-063	48.05	1445-063	102.92	–	–
1	1440-064	24.54	1441-064	53.13	1441-264	63.24	1442-064	42.90	1445-064	102.92	2995-064	233.90
1-1/64	1440-065	28.69	–	–	–	–	–	–	–	–	–	–
1-1/32	1440-066	29.35	1441-066	72.40	1441-266	103.00	1442-066	50.45	–	–	2995-066	225.75
1-3/64	1440-067	29.35	–	–	–	–	–	–	–	–	–	–
1-1/16	1440-068	29.35	1441-068	61.80	1441-268	89.75	1442-068	53.55	1445-068	142.16	2995-068	244.90
1-5/64	1440-069	30.11	–	–	–	–	–	–	–	–	–	–
1-3/32	1440-070	31.40	1441-070	72.40	1441-270	103.00	1442-070	61.70	–	–	2995-070	250.65
1-7/64	1440-071	31.88	–	–			–	–	–	–	–	–
1-1/8	1440-072	32.99	1441-072	72.78	1441-272	103.48	1442-072	60.90	1445-072	161.73	2995-072	255.65
1-9/64	1440-073	32.99	–	–	–	–	–	–	–	–	–	–
1-5/32	1440-074	32.99	1441-074	80.50	1441-274	113.13	1442-074	63.55	–	–	2995-074	310.25
1-11/64	1440-075	35.90	–	–	–	–	–	–	–	–	–	–
1-3/16	1440-076	36.23	1441-076	80.61	1441-276	113.26	1442-076	66.50	1445-076	177.39	2995-076	315.85
1-13/64	1440-077	38.10	–	–	–	–	–	–	–	–	–	–
1-7/32	1440-078	39.36	1441-078	88.58	1441-278	123.23	–	–	–	–	2995-078	331.60
1-15/64	1440-079	39.36	–	–	–	–	–	–	–	–	–	–
1-1/4	1440-080	39.36	1441-080	88.58	1441-280	123.23	1442-080	70.35	1445-080	196.47	2995-080	302.80
1-17/64	1440-081	45.29	–	–	–	–	–	–	–	–	–	–
1-9/32	1440-082	45.29	1441-082	122.50	1441-282	165.63	–	–	–	–	–	–
1-19/64	1440-083	48.32	–	–	–	–	–	–	–	–	–	–
1-5/16	1440-084	48.32	1441-084	132.50	1441-284	178.13	1442-084	79.90	1445-084	277.43	–	–
1-21/64	1440-085	52.60	–	–	–	–	–	–	–	–	–	–
1-11/32	1440-086	52.60	1441-086	132.50	1441-286	178.13	–	–	–	–	–	–
1-23/64	1440-087	55.18	–	–	–	–	–	–	–	–	–	–
1-3/8	1440-088	55.18	1441-088	132.50	1441-288	178.13	1442-088	79.95	1445-088	55.18	–	–
1-25/64	1440-089	57.39	–	–	–	–	–	–	–	–	–	–
1-13/32	1440-090	57.39	1441-090	140.34	1441-290	187.93	–	–	–	–	–	–
1-27/64	1440-091	61.31	–	–	–	–	–	–	–	–	–	–
1-7/16	1440-092	61.31	1441-092	155.38	1441-292	207.39	1442-092	86.35	1445-092	310.23	–	–
1-29/64	1440-093	63.27	–	–	–	–	–	–	–	–	–	–
1-15/32	1440-094	63.27	1441-094	162.99	1441-294	216.24	–	–	–	–	–	–
1-31/64	1440-095	66.71	–	–	–	–	–	–	–	–	–	–
1-1/2	1440-096	66.71	1441-096	174.30	1441-296	230.38	1442-096	87.25	1445-096	276.30	–	–

Silver & Deming Drills

WARNING: This product contains Cobalt and/or Nickel and/or Lead a chemical known to the state of California to cause cancer or birth defects or other reproductive harm. For more information: www.prop65.ca.gov. WARNING: Cutting tools may shatter. Always wear approved safety glasses and mask when regrinding.

Pittsburg® ALLEGHANY Silver & Deming Drills– 1/2" Shank - Metric Sizes

3-1/8" Flute x 6" OAL

Cobalt

High Speed Steel

DIAM. MM.	HIGH SPEED ORDER NO.	HIGH SPEED PRICE EACH	COBALT ORDER NO.	COBALT PRICE EACH
13.00	1443-130	$20.36	1444-130	$18.23
13.50	1443-135	22.87	1444-135	20.24
14.00	1443-140	26.20	1444-140	20.24
14.50	1443-145	26.20	1444-145	22.93
15.00	1443-150	28.08	1444-150	22.93
15.50	1443-155	29.35	1444-155	23.14
16.00	1443-160	31.09	1444-160	25.07
16.50	1443-165	31.24	1444-165	25.07
17.00	1443-170	32.51	1444-170	25.98
17.50	1443-175	32.51	1444-175	28.92
18.00	1443-180	34.25	1444-180	28.92
18.50	1443-185	35.82	1444-185	29.47
19.00	1443-190	35.82	1444-190	29.47
19.50	1443-195	37.40	1444-195	33.60
20.00	1443-200	37.72	1444-200	35.80
20.50	1443-205	42.26	1444-205	35.80
21.00	1443-210	42.26	1444-210	36.35
21.50	1443-215	43.83	1444-215	37.73
22.00	1443-220	43.83	1444-220	37.73
22.50	1443-225	45.81	1444-225	38.41
23.00	1443-230	45.81	1444-230	38.41
23.50	1443-235	51.71	1444-235	41.38
24.00	1443-240	51.71	1444-240	43.99
24.50	1443-245	57.64	1444-245	43.99
25.00	1443-250	57.64	1444-250	45.08
25.50	1443-255	88.57	1444-255	50.53
26.00	1443-260	88.57	1444-260	50.53
26.50	1443-265	88.57	1444-265	50.53
27.00	1443-270	88.57	1444-270	54.44
27.50	1443-275	98.65	1444-275	54.44
28.00	1443-280	98.65	1444-280	54.44
28.50	1443-285	100.73	1444-285	60.50
29.00	1443-290	100.73	1444-290	60.50
29.50	1443-295	110.61	1444-295	60.50
30.00	1443-300	110.61	1444-300	68.70
30.50	1443-305	110.61	1444-305	68.70
31.00	1443-310	119.00	1444-310	68.70
31.50	1443-315	119.00	1444-315	79.03
32.00	1443-320	137.70	1444-320	79.03
32.50	1443-325	137.70	1444-325	79.03
33.00	1443-330	145.93	1444-330	79.03
33.50	1443-335	145.93	1444-335	81.55
34.00	1443-340	158.27	1444-340	81.55
34.50	1443-345	158.27	1444-345	81.55
35.00	1443-350	167.75	1444-350	91.28
35.50	1443-355	167.75	1444-355	91.28
36.00	1443-360	174.11	1444-360	91.28
36.50	1443-365	174.11	1444-365	94.99
37.00	1443-370	191.44	1444-370	94.99
37.50	1443-375	191.44	1444-375	94.99
38.00	1443-380	191.44	1444-380	94.99

3/4" Shank Drills

High Speed Steel



Cobalt - 135° Notched Point

DIAM.	Pittsburg® ALLEGHANY HSS - 118° ORDER NO.	HSS - 118° PRICE EACH	ALLEGIANCE® AMERICAN MADE HSS - 118° ORDER NO.	HSS - 118° PRICE EACH	ALLEGIANCE® AMERICAN MADE COBALT - 135° ORDER NO.	COBALT - 135° PRICE EACH
25/32	1470-050	POA	1470-450	$ 63.43	1470-650	$ 92.81
13/16	1470-052	POA	1470-452	66.46	1470-652	96.41
27/32	1470-054	POA	1470-454	71.50	1470-654	102.04
7/8	1470-056	POA	1470-456	74.01	1470-656	106.20
29/32	1470-058	POA	1470-458	76.40	1470-658	116.10
15/16	1470-060	POA	1470-460	81.89	1470-660	124.31
31/32	1470-062	POA	1470-462	85.04	1470-662	131.29
1	1470-064	$ 38.40	1470-464	86.89	1470-664	136.35
1-1/32	1470-066	POA	1470-466	103.95	1470-666	175.05
1-1/16	1470-068	48.22	1470-468	103.95	1470-668	185.78
1-3/32	1470-079	POA	1470-470	110.83	1470-670	200.93
1-1/8	1470-072	50.99	1470-472	115.93	1470-672	208.26
1-5/32	1470-074	POA	1470-474	118.15	1470-674	216.25
1-3/16	1470-076	54.42	1470-476	129.70	1470-676	236.31
1-7/32	1470-078	POA	1470-478	140.23	1470-678	242.33
1-1/4	1470-080	68.71	1470-480	143.00	1470-680	253.35
1-9/32	1470-082	POA	1470-482	160.80	1470-682	351.29
1-5/16	1470-084	76.35	1470-484	167.13	1470-684	351.29
1-11/32	1470-096	104.09	1470-486	178.13	1470-686	354.38
1-3/8	1470-088	86.36	1470-488	185.04	1470-688	354.38
1-13/32	1470-090	POA	1470-490	195.50	1470-690	382.84
1-7/16	1470-092	95.28	1470-492	206.20	1470-692	382.84
1-15/32	1470-094	POA	1470-494	214.79	1470-694	394.43
1-1/2	1470-096	104.09	1470-496	242.99	1470-696	394.43
1-9/16	1470-100	124.24	1470-500	260.54	1470-700	433.13
1-5/8	1470-104	129.19	1470-504	289.69	1470-704	483.75
1-11/16	1470-108	143.00	1470-508	332.30	1470-708	492.93
1-3/4	1470-112	153.40	1470-512	335.90	1470-712	562.39
1-13/16	1470-116	180.54	1470-516	376.45	1470-716	618.53
1-7/8	1470-120	169.77	1470-520	384.56	1470-720	646.61
1-15/16	1470-124	184.60	1470-524	404.13	1470-724	674.65
2	1470-128	201.50	1470-528	419.43	1470-728	719.55

Page In Transition
Please Continue On Next Page

Taper Length Drills– Long Series

WARNING: This product contains Cobalt and/or Nickel and/or Lead a chemical known to the state of California to cause cancer or birth defects or other reproductive harm. For more information: www.prop65.ca.gov. WARNING: Cutting tools may shatter. Always wear approved safety glasses and mask when regrinding.

Straight Shank, High Speed Steel

Carbide Tipped

Regular Spiral

Fast Spiral

Cobalt

Parabolic

Fractional Sizes

			[3]		[2]		[3]		[3]		[2]		[2]	
			Pittsburg® ALLEGHANY REG. SPIRAL		ALLEGIANCE® AMERICAN MADE REG. SPIRAL		Pittsburg® ALLEGHANY FAST SPIRAL		Pittsburg® ALLEGHANY COBALT		Pittsburg® ALLEGHANY CARBIDE TIPPED		Pittsburg ALLEGHANY PARABOLIC HSS	
FRAC. SIZES	FLUTE LG'TH	OVERALL LENGTH	ORDER NO.	PRICE EACH	ORDER NO.	PRICE EACH	ORDER NO.	PRICE EACH	ORDER NO.	PRICE EACH	ORDER NO.	PRICE EACH	ORDER NO.	PRICE EACH
1/64			–	–	1222-001	$7.83	–	–	–	–	–	–	–	–
1/32	3/4	2	–	–	1222-002	5.71	–	–	–	–	–	–	–	–
3/64	1-1/8	2-1/4	1220-003	$1.68	1222-003	4.38	1260-003	$1.87	–	–	–	–	–	–
1/16	1-3/4	3	1220-004	1.74	1222-004	4.34	1260-004	1.97	1290-004	$3.55	–	–	1706-004	$ 3.85
5/64	2	3-3/4	1220-005	2.05	1222-005	4.45	1260-005	2.31	1290-005	4.15	–	–	1706-005	5.40
3/32	2-1/4	4-1/4	1220-006	2.45	1222-006	4.75	1260-006	2.80	1290-006	5.00	–	–	1706-006	6.45
7/64	2-1/2	4-5/8	1220-007	3.10	1222-007	4.96	1260-007	3.45	1290-007	6.25	–	–	1706-007	6.95
1/8	2-3/4	5-1/8	1220-008	3.14	1222-008	5.20	1260-008	3.57	1290-008	6.40	2992-008	$36.69	1706-008	7.95
9/64	3	5-3/8	1220-009	3.82	1222-009	6.11	1260-009	4.78	1290-009	7.80	2992-009	40.54	1706-009	10.60
5/32	3	5-3/8	1220-010	3.82	1222-010	6.11	1260-010	4.33	1290-010	7.80	2992-010	38.65	1706-010	9.60
11/64	3-3/8	5-3/4	1220-011	3.85	1222-011	6.69	1260-011	5.10	1290-011	7.80	2992-011	39.33	1706-011	11.25
3/16	3-3/8	5-3/4	1220-012	3.82	1222-012	6.69	1260-012	4.33	1290-012	7.80	2992-012	39.33	1706-012	9.60
13/64	3-5/8	6	1220-013	4.49	1222-013	7.20	1260-013	5.81	1290-013	9.10	2992-013	41.59	1706-013	12.90
7/32	3-5/8	6	1220-014	4.45	1222-014	7.96	1260-014	6.20	1290-014	9.10	2992-014	41.59	1706-014	13.90
15/64	3-3/4	6-1/8	1220-015	4.49	1222-015	8.11	1260-015	6.20	1290-015	9.45	2992-015	47.83	1706-015	11.07
1/4	3-3/4	6-1/8	1220-016	4.45	1222-016	7.14	1260-016	5.10	1290-016	9.10	2992-016	46.96	1706-016	11.80
17/64	3-7/8	6-1/4	1220-017	5.50	1222-017	8.80	1260-017	6.47	1290-017	11.45	2992-017	53.68	1706-017	11.15
9/32	3-7/8	6-1/4	1220-018	5.44	1222-018	8.73	1260-018	6.20	1290-018	11.05	2992-018	52.69	1706-018	13.85
19/64	4	6-3/8	1220-019	5.57	1222-019	9.16	1260-019	7.08	1290-019	11.45	2992-019	57.94	1706-019	15.80
5/16	4	6-3/8	1220-020	5.51	1222-020	9.24	1260-020	6.20	1290-020	11.05	2992-020	56.86	1706-020	13.85
21/64	4-1/8	6-1/2	1220-021	6.37	1222-021	10.23	1260-021	7.25	1290-021	13.15	2992-021	63.79	1706-021	16.15
11/32	4-1/8	6-1/2	1220-022	6.32	1222-022	10.23	1260-022	7.08	1290-022	12.75	2992-022	62.65	1706-022	16.15
23/64	4-1/4	6-3/4	1220-023	7.51	1222-023	12.03	1260-023	8.35	1290-023	15.55	2992-023	69.99	1706-023	19.30
3/8	4-1/4	6-3/4	1220-024	7.44	1222-024	12.03	1260-024	8.35	1290-024	15.00	2992-024	71.59	1706-024	18.80
25/64	4-3/8	7	1220-025	7.84	1222-025	12.56	1260-025	8.78	1290-025	16.15	2992-025	77.08	1706-025	19.95
13/32	4-3/8	7	1220-026	7.76	1222-026	12.56	1260-026	8.73	1290-026	15.60	2992-026	75.68	1706-026	20.25
27/64	4-5/8	7-1/4	1220-027	8.46	1222-027	13.55	1260-027	9.44	1290-027	17.50	2992-027	88.73	1706-027	19.50
7/16	4-5/8	7-1/4	1220-028	8.53	1222-028	13.69	1260-028	9.61	1290-028	17.25	2992-028	88.05	1706-028	17.90
29/64	4-3/4	7-1/2	1220-029	9.56	1222-029	15.33	1260-029	10.64	1290-029	19.90	2992-029	97.46	1706-029	25.45
15/32	4-3/4	7-1/2	1220-030	10.06	1222-030	16.13	1260-030	11.30	1290-030	20.20	2992-030	97.46	1706-030	25.65
31/64	4-3/4	7-3/4	1220-031	10.60	1222-031	17.83	1260-031	12.35	1290-031	21.95	2992-031	104.65	1706-031	27.80
1/2	4-3/4	7-3/4	1220-032	10.50	1222-032	19.94	1260-032	11.80	1290-032	21.20	2992-032	111.94	1706-032	27.65
33/64	4-3/4	8	1220-033	15.01	1222-033	25.99	1260-033	8.53	1290-033	28.25	2992-033	147.49	–	–
17/32	4-3/4	8	1220-034	16.73	1222-034	25.73	–	–	1290-034	27.20	2992-034	147.49	1706-034	43.25
35/64	4-7/8	8-1/4	1220-035	15.78	1222-035	27.32	–	–	1290-035	30.50	2992-035	148.43	–	–
9/16	4-7/8	8-1/4	1220-036	17.59	1222-036	27.05	–	–	1290-036	29.40	2992-036	148.43	1706-036	45.20
37/64	4-7/8	8-3/4	1220-037	20.76	1222-037	31.93	–	–	1290-037	35.60	2992-037	162.15	–	–
19/32	4-7/8	8-3/4	1220-038	20.76	1222-038	31.93	1260-038	10.25	1290-038	34.35	2992-038	162.15	1706-038	48.85
39/64	4-7/8	8-3/4	1220-039	21.48	1222-039	33.05	1260-039	10.76	1290-039	35.60	2992-039	180.55	–	–
5/8	4-7/8	8-3/4	1220-040	21.26	1222-040	32.72	1260-040	10.25	1290-040	34.35	2992-040	160.20	1706-040	54.95
41/64	5-1/8	9	1220-041	25.89	1222-041	39.83	1260-041	12.17	1290-041	39.30	2992-041	208.15	–	–
21/32	5-1/8	9	1220-042	24.72	1222-042	38.02	1260-042	11.71	1290-042	37.85	2992-042	180.41	1706-042	40.10
43/64	5-3/8	9-1/4	1220-043	30.42	1222-043	46.78	1260-043	13.77	1290-043	45.95	2992-043	239.78	–	–
11/16	5-3/8	9-1/4	1220-044	26.14	1222-044	45.24	1260-044	13.25	1290-044	44.30	2992-044	188.03	1706-044	71.00
45/64	5-5/8	9-1/2	1220-045	32.01	1222-045	49.25	1260-045	14.72	1290-045	50.30	2992-045	217.35	–	–
23/32	5-5/8	9-1/2	1220-046	30.56	1222-046	47.02	1260-046	14.47	1290-046	48.50	2992-046	219.65	1706-046	75.15
47/64	5-7/8	9-3/4	1220-047	34.43	1222-047	52.97	1260-047	16.08	1290-047	53.20	2992-047	220.80	–	–
3/4	5-7/8	9-3/4	1220-048	32.25	1222-048	49.60	–	–	1290-048	51.35	2992-048	226.84	1706-048	82.10
49/64	6	9-7/8	1220-049	37.80	1222-049	58.16	1260-049	16.92	–	–	2992-049	232.59	–	–
25/32	6	9-7/8	1220-050	36.10	1222-050	55.54	1260-050	16.92	–	–	2992-050	238.34	–	–
51/64	6-1/8	10	1220-051	40.66	1222-051	62.56	1260-051	18.21	–	–	2992-051	246.54	–	–
13/16	6-1/8	10	1220-052	38.45	1222-052	59.16	–	–	–	–	2992-052	249.84	–	–
53/64	6-1/8	10	1220-053	43.98	1222-053	67.68	1260-053	18.83	–	–	2992-053	252.43	–	–
27/32	6-1/8	10	1220-054	40.86	1222-054	62.86	1260-054	18.83	–	–	2992-054	260.91	–	–
55/64	6-1/8	10	1220-055	46.21	1222-055	71.08	1260-055	19.78	–	–	2992-055	266.80	–	–
7/8	6-1/8	10	1220-056	42.93	1222-056	66.04	1260-056	19.56	–	–	2992-056	271.40	–	–
57/64	6-1/8	10	1220-057	48.14	1222-057	74.07	1260-057	20.61	–	–	2992-057	272.99	–	–
29/32	6-1/8	10	1220-058	44.73	1222-058	68.80	1260-058	20.61	–	–	2992-058	275.71	–	–
59/64	6-1/8	10-3/4	1220-059	52.39	1222-059	80.60	1260-059	22.08	–	–	2992-059	279.74	–	–
15/16	6-1/8	10-3/4	1220-060	48.65	1222-060	74.86	1260-060	22.44	–	–	2992-060	283.48	–	–
61/64	6-3/8	11	1220-061	57.79	1222-061	88.91	1260-061	24.77	–	–	2992-061	288.36	–	–
31/32	6-3/8	11	1220-062	53.68	1222-062	82.58	1260-062	24.77	–	–	2992-062	292.68	–	–
63/64	6-3/8	11	1220-063	60.25	1222-063	92.69	1260-063	26.05	–	–	2992-063	297.28	–	–
1	6-3/8	11	1220-064	84.78	1222-064	89.26	1260-064	25.81	–	–	2992-064	302.16	–	–

(Continued)

Taper Length Drills– Long Series

Straight Shank, High Speed Steel

WARNING: This product contains Cobalt and/or Nickel and/or Lead a chemical known to the state of California to cause cancer or birth defects or other reproductive harm. For more information: www.prop65.ca.gov. WARNING: Cutting tools may shatter. Always wear approved safety glasses and mask when regrinding.



Regular Spiral

Fractional Sizes (cont'd)

FRAC. SIZES	FLUTE LG'TH	OVERALL LENGTH	Pittsburg® REG. SPIRAL ORDER NO.	PRICE EACH	Allegiance® American Made REG. SPIRAL ORDER NO.	PRICE EACH	Pittsburg® FAST SPIRAL ORDER NO.	PRICE EACH
1-1/64	6-1/2	11-1/8	1220-065	$79.41	1222-065	$126.69	1260-065	$33.00
1-1/32	6-1/2	11-1/8	1220-066	70.19	1222-066	116.58	1260-066	POA
1-3/64	6-5/8	11-1/4	1220-067	82.12	1222-067	131.03	1260-067	34.22
1-1/16	6-5/8	11-1/4	1220-068	72.58	1222-068	125.16	1260-068	34.22
1-5/64	6-7/8	11-1/2	1220-069	88.10	1222-069	140.57	1260-069	39.45
1-3/32	6-7/8	11-1/2	1220-070	77.87	1222-070	129.29	1260-070	39.45
1-7/64	7-1/8	11-3/4	1220-071	91.45	1222-071	145.89	1260-071	39.45
1-1/8	7-1/8	11-3/4	1220-072	77.15	1222-072	134.15	1260-072	40.92
1-9/64	7-1/4	11-7/8	1220-073	92.04	1222-073	146.85	1260-073	41.58
1-5/32	7-1/4	11-7/8	1220-074	87.97	1222-074	146.85	1260-074	POA
1-11/64	7-3/8	12	1220-075	99.10	1222-075	158.10	1260-075	46.20
1-3/16	7-3/8	12	1220-076	90.41	1222-076	157.35	1260-076	47.96
1-13/64	7-1/2	12-1/8	1220-077	102.06	1222-077	164.33	1260-077	50.03
1-7/32	7-1/2	12-1/8	1220-078	93.10	1222-078	164.33	1260-078	50.06
1-15/64	7-7/8	12-1/2	1220-079	106.15	1222-079	170.73	1260-079	50.47
1-1/4	7-7/8	12-1/2	1220-080	100.44	1222-080	170.73	1260-080	51.35
1-17/64	8-1/2	14-1/8	1220-081	POA	–	–	–	–
1-9/32	8-1/2	14-1/8	1220-082	116.58	1222-082	194.74	–	–
1-19/64	8-5/8	14-1/4	1220-083	POA	–	–	–	–
1-5/16	8-5/8	14-1/4	1220-084	125.52	1222-084	201.89	1260-084	74.92
1-21/64	8-3/4	14-3/8	1220-085	POA	–	–	–	–
1-11/32	8-3/4	14-3/8	1220-086	129.14	1222-086	209.47	–	–
1-23/64	8-7/8	14-1/2	1220-087	POA	–	–	–	–
1-3/8	8-7/8	14-1/2	1220-088	134.64	1222-088	217.36	1260-088	75.68
1-25/64	9	14-5/8	1220-089	POA	–	–	–	–
1-13/32	9	14-5/8	1220-090	140.60	–	–	–	–
1-27/64	9-1/8	14-3/4	1220-091	POA	1222-090	229.63	–	–
1-7/16	9-1/8	14-3/4	1220-092	146.71	1222-092	236.73	1260-092	87.56
1-29/64	9-1/4	14-7/8	1220-093	POA	1222-094	256.97	–	–
1-15/32	9-1/4	14-7/8	1220-094	152.80	–	–	–	–
1-31/64	9-3/8	15	1220-095	POA	–	–	–	–
1-1/2	9-3/8	15	1220-096	164.46	1222-096	265.40	1260-096	96.80
1-17/32	9-5/8	15-1/4	1220-098	POA	–	–	–	–
1-9/16	9-5/8	15-1/4	1220-100	184.03	1222-100	297.25	–	–
1-19/32	9-7/8	15-1/4	1220-102	POA	–	–	–	–
1-5/8	9-7/8	15-5/8	1220-104	207.79	1222-104	335.92	–	–
1-21/32	10	15-3/4	1220-106	POA	–	–	–	–
1-11/16	10	15-3/4	1220-108	240.03	1222-108	411.18	–	–
1-23/32	10-1/2	16-1/4	1220-110	POA	–	–	–	–
1-3/4	10-1/2	16-1/4	1220-112	250.39	1222-112	404.40	–	–
1-25/32	10-1/2	16-1/4	1220-114	POA	–	–	–	–
1-13/16	10-1/2	16-1/4	1220-116	298.70	1222-116	498.96	–	–
1-27/32	10-3/4	16-1/2	1220-118	POA	1222-120	550.24	–	–
1-7/8	10-3/4	16-1/2	1220-120	134.21	–	–	–	–
1-29/32	10-3/4	16-5/8	1220-122	POA	–	–	–	–
1-15/16	10-3/4	16-5/8	1220-124	338.14	1222-124	572.70	–	–
1-31/32	10-3/4	16-5/8	1220-126	POA	–	–	–	–
2	10-3/4	16-5/8	1220-128	522.34	1222-128	625.73	–	–
2-1/64	10-3/8	17-3/8	1220-129	POA	–	–	–	–
2-1/32	10-3/8	17-3/8	1220-130	POA	–	–	–	–
2-1/16	10-3/8	17-3/8	1220-132	POA	–	–	–	–
2-5/64	10-1/4	17-3/8	1220-133	POA	–	–	–	–
2-7/64	10-1/4	17-3/8	1220-135	POA	–	–	–	–
2-1/8	10-1/4	17-3/8	1220-136	POA	–	–	–	–
2-5/32	10-1/4	17-3/8	1220-138	POA	–	–	–	–
2-3/16	10-1/4	17-3/8	1220-140	POA	–	–	–	–
2-7/32	10-1/8	17-3/8	1220-142	POA	–	–	–	–
2-1/4	10-1/8	17-3/8	1220-144	POA	–	–	–	–

Fast Spiral

Fractional Sizes (cont'd)

FRAC. SIZES	DECIMAL EQUIV.	FLUTE LG'TH	OVERALL LENGTH	Pittsburg® REG. SPIRAL ORDER NO.	PRICE EACH
2-17/64	2.2656	10-1/8	17-3/8	1220-145	POA
2-9/32	2.2812	10-1/8	17-3/8	1220-146	POA
2-5/16	2.3125	10-1/8	17-3/8	1220-148	POA
2-11/32	2.3438	10-1/8	17-3/8	1220-150	POA
2-3/8	2.3750	10-1/8	17-3/8	1220-152	POA
2-13/32	2.4062	11-1/4	18-3/4	1220-154	POA
2-7/16	2.4375	11-1/4	18-3/4	1220-156	POA
2-15/32	2.4688	11-1/4	18-3/4	1220-158	POA
2-1/2	2.5000	11-1/4	18-3/4	1220-160	POA
2-17/32	2.5312	11-7/8	19-1/2	1220-162	POA
2-9/16	2.5625	11-7/8	19-1/2	1220-164	POA
2-37/64	2.5781	11-7/8	19-1/2	1220-165	POA
2-19/32	2.6250	11-7/8	19-1/2	1220-166	POA
2-5/8	2.6300	11-7/8	19-1/2	1220-168	POA
2-21/32	2.6562	12-3/4	19-1/2	1220-170	POA
2-11/16	2.6875	12-3/4	20-3/8	1220-172	POA
2-3/4	2.7500	12-3/4	20-3/8	1220-176	POA
2-25/32	2.7812	13-3/8	21-1/8	1220-178	POA
2-13/16	2.8125	13-3/8	21-1/8	1220-180	POA
2-27/32	2.8438	13-3/8	21-1/8	1220-182	POA
2-7/8	2.8750	13-3/8	21-1/8	1220-184	POA
2-29/32	2.9062	14	21-3/4	1220-186	POA
2-15/16	2.9375	14	21-3/4	1220-188	POA
2-31/32	2.9688	14	21-3/4	1220-190	POA
3	3.0000	14	21-3/4	1220-192	POA

Letter Sizes

LETTER SIZES	FLUTE LG'TH	OVERALL LENGTH	Pittsburg® REG. SPIRAL ORDER NO.	PRICE EACH	Allegiance® American Made USA REG. SPIRAL ORDER NO.	PRICE EACH	Pittsburg® FAST SPIRAL ORDER NO.	PRICE EACH
A	3-3/4	6-1/8	1240-001	$7.84	1241-001	$12.79	1280-001	$8.18
B	3-3/4	6-1/8	1240-002	7.84	1241-002	12.79	1280-002	8.59
C	3-3/4	6-1/8	1240-003	7.84	1241-003	12.79	1280-003	8.59
D	3-3/4	6-1/8	1240-004	4.76	1241-004	12.79	1280-004	8.59
E	3-3/4	6-1/8	1240-005	2.88	1241-005	7.14	1280-005	6.85
F	3-7/8	6-1/4	1240-006	5.19	1241-006	13.53	1280-006	9.36
G	3-7/8	6-1/4	1240-007	8.95	1241-007	14.84	1280-007	9.36
H	3-7/8	6-1/4	1240-008	8.95	1241-008	14.84	1280-008	9.73
I	3-7/8	6-1/4	1240-009	8.95	1241-009	14.84	1280-009	9.73
J	3-7/8	6-1/4	1240-010	8.95	1241-010	14.84	1280-010	9.73
K	3-7/8	6-1/4	1240-011	8.95	1241-011	14.84	1280-011	9.73
L	4	6-3/8	1240-012	9.59	1241-012	14.84	1280-012	10.30
M	4	6-3/8	1240-013	9.59	1241-013	14.99	1280-013	10.30
N	4	6-3/8	1240-014	5.85	1241-014	14.99	1280-014	10.52
O	4-1/8	6-1/2	1240-015	5.85	1241-015	14.99	1280-015	10.52
P	4-1/8	6-1/2	1240-016	9.77	1241-016	14.99	1280-016	10.52
Q	4-1/8	6-1/2	1240-017	9.96	1241-017	14.99	1280-017	10.52
R	4-1/8	6-1/2	1240-018	10.28	1241-018	16.25	1280-018	11.03
S	4-1/4	6-3/4	1240-019	10.28	1241-019	18.48	1280-019	11.03
T	4-1/4	6-3/4	1240-020	6.17	1241-020	18.48	1280-020	11.03
U	4-1/4	6-3/4	1240-021	6.49	1241-021	19.94	1280-021	11.47
V	4-3/8	7	1240-022	6.49	1241-022	20.74	1280-022	11.47
W	4-3/8	7	1240-023	10.81	1241-023	20.74	1280-023	11.47
X	4-3/8	7	1240-024	11.15	1241-024	20.74	1280-024	11.89
Y	4-3/8	7	1240-025	11.15	1241-025	22.19	1280-025	11.89
Z	4-5/8	7-1/4	1240-026	11.15	1241-026	23.96	1280-026	12.30

Limited Quantities
(continued)

Taper Length Drills– Long Series

WARNING: This product contains Cobalt and/or Nickel and/or Lead a chemical known to the state of California to cause cancer or birth defects or other reproductive harm. For more information: www.prop65.ca.gov. WARNING: Cutting tools may shatter. Always wear approved safety glasses and mask when regrinding.

Straight Shank, High Speed Steel

Regular Spiral

Wire Gage Sizes

WIRE FRAC. SIZES	FLUTE LG'TH	OVERALL LENGTH	Pittsburg® ALLEGHANY [3] REG. SPIRAL ORDER NO.	PRICE EACH	ALLEGIANCE® AMERICAN MADE [2] REG. SPIRAL ORDER NO.	PRICE EACH	Pittsburg® ALLEGHANY [3] FAST SPIRAL ORDER NO.	PRICE EACH
1	3-3/4	6-1/8	1230-001	$18.22	1231-001	$11.46	1270-001	$7.41
2	3-3/4	6-1/8	1230-002	18.22	1231-002	11.46	1270-002	7.41
3	3-5/8	6	1230-003	17.64	1231-003	11.46	1270-003	6.86
4	3-5/8	6	1230-004	17.64	1231-004	11.46	1270-004	6.86
5	3-5/8	6	1230-005	17.64	1231-005	11.46	1270-005	6.86
6	3-5/8	6	1230-006	17.64	1231-006	11.46	1270-006	6.86
7	3-5/8	6	1230-007	17.64	1231-007	10.89	1270-007	6.86
8	3-5/8	6	1230-008	17.64	1231-008	10.89	1270-008	6.86
9	3-5/8	6	1230-009	17.64	1231-009	10.89	1270-009	6.86
10	3-5/8	6	1230-010	17.64	1231-010	10.89	1270-010	6.86
11	3-5/8	6	1230-011	17.64	1231-011	10.89	1270-011	6.86
12	3-5/8	6	1230-012	17.64	1231-012	10.89	1270-012	6.86
13	3-3/8	5-3/4	1230-013	15.98	1231-013	10.31	1270-013	5.54
14	3-3/8	5-3/4	1230-014	15.98	1231-014	10.31	1270-014	5.54
15	3-3/8	5-3/4	1230-015	15.98	1231-015	10.31	1270-015	5.54
16	3-3/8	5-3/4	1230-016	15.98	1231-016	10.31	1270-016	5.54
17	3-3/8	5-3/4	1230-017	15.98	1231-017	10.31	1270-017	5.54
18	3-3/8	5-3/4	1230-018	15.98	1231-018	10.31	1270-018	6.37
19	3-3/8	5-3/4	1230-019	15.98	1231-019	10.31	1270-019	6.37
20	3-3/8	5-3/4	1230-020	15.98	1231-020	10.31	1270-020	6.37
21	3-3/8	5-3/4	1230-021	15.98	1231-021	10.31	1270-021	6.37
22	3-3/8	5-3/4	1230-022	15.98	1231-022	10.31	1270-022	6.37
23	3	5-3/8	1230-023	15.98	1231-023	10.31	1270-023	5.54
24	3	5-3/8	1230-024	15.98	1231-024	10.31	1270-024	5.54
25	3	5-3/8	1230-025	15.98	1231-025	9.78	1270-025	5.54
26	3	5-3/8	1230-026	15.98	1231-026	9.78	1270-026	5.54
27	3	5-3/8	1230-027	15.98	1231-027	9.78	1270-027	5.54
28	3	5-3/8	1230-028	15.98	1231-028	9.78	1270-028	5.54
29	3	5-3/8	1230-029	15.98	1231-029	9.78	1270-029	5.60
30	3	5-3/8	1230-030	15.98	1231-030	9.86	1270-030	5.60
31	2-3/4	5-1/8	1230-031	15.77	1231-031	9.86	1270-031	5.06
32	2-3/4	5-1/8	1230-032	15.77	1231-032	9.86	1270-032	5.06
33	2-3/4	5-1/8	1230-033	15.77	1231-033	9.86	1270-033	5.06
34	2-3/4	5-1/8	1230-034	15.77	1231-034	9.86	1270-034	5.06
35	2-3/4	5-1/8	1230-035	15.77	1231-035	9.86	1270-035	5.06
36	2-1/2	4-5/8	1230-036	11.77	1231-036	7.93	1270-036	4.11
37	2-1/2	4-5/8	1230-037	11.77	1231-037	7.93	1270-037	4.11
38	2-1/2	4-5/8	1230-038	11.77	1231-038	7.93	1270-038	4.11
39	2-1/2	4-5/8	1230-039	10.22	1231-039	7.93	1270-039	3.57
40	2-1/2	4-5/8	1230-040	10.22	1231-040	7.93	1270-040	3.57

Fast Spiral

WIRE FRAC. SIZES	FLUTE LG'TH	OVERALL LENGTH	Pittsburg® ALLEGHANY [3] REG. SPIRAL ORDER NO.	PRICE EACH	ALLEGIANCE® AMERICAN MADE [2] REG. SPIRAL ORDER NO.	PRICE EACH	Pittsburg® ALLEGHANY [3] FAST SPIRAL ORDER NO.	PRICE EACH
41	2-1/2	4-5/8	1230-041	$10.22	1231-041	$7.93	1270-041	$3.57
42	2-1/4	4-1/4	1230-042	8.71	1231-042	6.19	1270-042	3.18
43	2-1/4	4-1/4	1230-043	8.71	1231-043	6.19	1270-043	3.18
44	2-1/4	4-1/4	1230-044	8.71	1231-044	6.19	1270-044	3.18
45	2-1/4	4-1/4	1230-045	8.71	1231-045	6.19	1270-045	3.18
46	2-1/4	4-1/4	1230-046	8.71	1231-046	6.19	1270-046	3.18
47	2-1/4	4-1/4	1230-047	8.71	1231-047	6.19	1270-047	3.18
48	2	3-3/4	1230-048	7.24	1231-048	6.75	1270-048	2.47
49	2	3-3/4	1230-049	7.24	1231-049	6.75	1270-049	2.47
50	2	3-3/4	1230-050	7.24	1231-050	6.75	1270-050	2.47
51	2	3-3/4	1230-051	7.24	1231-051	6.75	1270-051	2.47
52	2	3-3/4	1230-052	7.24	1231-052	6.75	1270-052	2.47
53	1-3/4	3	1230-053	7.24	1231-053	6.75	1270-053	1.81
54	1-3/4	3	1230-054	7.24	1231-054	6.75	1270-054	1.81
55	1-3/4	3	1230-055	7.24	1231-055	6.75	1270-055	1.81
56	1-1/8	2-1/4	1230-056	7.24	1231-056	6.75	1270-056	1.92
57	1-1/8	2-1/4	1230-057	7.24	1231-057	6.75	1270-057	2.31
58	1-1/8	2-1/4	1230-058	7.24	1231-058	6.75	1270-058	2.31
59	1-1/8	2-1/4	1230-059	7.24	1231-059	6.75	1270-059	2.31
60	1-1/8	2-1/4	1230-060	7.24	1231-060	6.75	1270-060	3.78
61	1-1/8	2-1/4	1230-061	1.56	1231-061	6.75	–	–
62	3/4	2	1230-062	1.56	1231-062	6.75	–	–
63	3/4	2	1230-063	1.56	1231-063	6.75	–	–
64	3/4	2	1230-064	1.56	1231-064	6.75	–	–
65	3/4	2	1230-065	1.56	1231-065	6.75	–	–
66	3/4	2	1230-066	1.87	1231-066	6.75	–	–
67	3/4	2	1230-067	1.87	1231-067	6.75	–	–
68	3/4	2	1230-068	1.87	1231-068	6.75	–	–
69	3/4	2	1230-069	5.40	1231-069	6.75	–	–
70	3/4	2	1230-070	2.06	1231-070	6.75	–	–
71	3/4	2	1230-071	2.06	1231-071	6.75	–	–
72	5/16	1-1/2	1230-072	2.06	1231-072	6.75	–	–
73	5/16	1-1/2	1230-073	2.06	1231-073	6.75	–	–
74	5/16	1-1/2	1230-074	2.06	1231-074	6.75	–	–
75	5/16	1-1/2	1230-075	2.06	1231-075	6.75	–	–
76	5/16	1-1/2	1230-076	2.45	1231-076	7.01	–	–
77	5/16	1-1/2	1230-077	5.61	1231-077	7.01	–	–
78	5/16	1-1/2	1230-078	5.61	1231-078	7.01	–	–
79	5/16	1-1/2	1230-079	2.45	1231-079	7.01	–	–
80	5/16	1-1/2	1230-080	2.45	1231-080	7.01	–	–

Aircraft Extension Drills

WARNING: This product contains Cobalt and/or Nickel and/or Lead a chemical known to the state of California to cause cancer or birth defects or other reproductive harm. For more information: www.prop65.ca.gov. WARNING: Cutting tools may shatter. Always wear approved safety glasses and mask when regrinding.



High Speed Steel | **Cobalt** | **Carbide Tipped**

Fractional Sizes

• For drilling holes where reach is normally not accessible with jobbers or taper length drills

		Pittsburg® ALLEGHANY HIGH SPEED STEEL				ALLEGIANCE® AMERICAN MADE HIGH SPEED STEEL				Pittsburg® ALLEGHANY COBALT				ROCK RIVER CARBIDE TIPPED			
		6" OAL		12" OAL		6" OAL		12" OAL		6" OAL		12" OAL		6" OAL		12" OAL	
DIAM.	FLUTE LG'TH	ORDER NO.	PRICE EACH	ORDER NO.	PRICE EACH	ORDER NO.	PRICE EACH	ORDER NO.	PRICE EACH	ORDER NO.	PRICE EACH	ORDER NO.	PRICE EACH	ORDER NO.	PRICE EACH	ORDER NO.	PRICE EACH
3/64	3/4	1550-003	$2.41	1580-003	$3.69	–	–	–	–	1601-003	$3.20	1604-003	$8.44	–	–	–	–
1/16	7/8	1550-004	2.33	1580-004	5.31	1550-104	$3.53	–	–	1601-004	2.40	1604-004	6.33	–	–	–	–
5/64	1	1550-005	2.33	1580-005	5.31	1550-105	3.53	–	–	1601-005	2.40	1604-005	6.33	–	–	–	–
3/32	1-1/4	1550-006	2.09	1580-006	7.26	1550-106	3.00	–	–	1601-006	2.40	1604-006	5.01	–	–	–	–
7/64	1-1/2	1550-007	2.17	1580-007	6.08	1550-107	3.00	–	–	1601-007	2.16	1604-007	5.51	–	–	–	–
1/8	1-5/8	1550-008	2.17	1580-008	6.08	1550-108	3.00	1580-108	$8.95	1601-008	2.04	1604-008	5.60	2997-008	$28.90	2997-308	$34.05
9/64	1-3/4	1550-009	2.66	1580-009	5.50	1550-109	3.65	–	–	1601-009	2.42	1604-009	6.33	2997-009	31.35	2997-309	36.85
5/32	2	1550-010	2.66	1580-010	5.50	1550-110	3.65	–	–	1601-010	2.42	1604-010	5.73	2997-010	30.70	2997-310	36.25
11/64	2-1/8	1550-011	2.98	1580-011	7.98	1550-111	3.91	–	–	1601-011	2.65	1604-011	6.23	2997-011	33.65	2997-311	39.40
3/16	2-5/16	1550-012	3.06	1580-012	7.98	1550-112	3.91	1580-112	10.26	1601-012	2.65	1604-012	6.23	2997-012	32.70	2997-312	38.65
13/64	2-7/16	1550-013	1.83	1580-013	4.16	1550-113	4.75	–	–	1601-013	3.30	1604-013	6.84	2997-013	35.90	2997-313	42.20
7/32	2-1/2	1550-014	3.46	1580-014	9.64	1550-114	4.75	–	–	1601-014	3.79	1604-014	7.57	2997-014	35.90	2997-314	42.20
15/64	2-5/8	1550-015	3.70	1580-015	10.35	1550-115	5.16	–	–	1601-015	3.79	1604-015	7.67	2997-015	38.65	2997-315	45.40
1/4	2-3/4	1550-016	3.70	1580-016	10.35	1550-116	5.15	1580-116	11.52	1601-016	4.40	1604-016	8.77	2997-016	38.65	2997-316	45.40
17/64	2-7/8	1550-017	3.22	1580-017	5.20	1550-117	11.48	–	–	–	–	1604-017	11.10	2997-017	41.20	2997-317	48.60
9/32	2-15/16	1550-018	6.79	1580-018	12.48	1550-118	11.88	–	–	–	–	1604-018	11.56	2997-018	41.20	2997-318	48.60
19/64	3-1/16	1550-019	7.59	1580-019	13.69	1550-119	13.20	–	–	–	–	1604-019	12.46	2997-019	44.85	2997-319	52.65
5/16	3-3/16	1550-020	8.28	1580-020	14.72	1550-120	14.33	1580-120	18.77	–	–	1604-020	12.72	2997-020	44.85	2997-320	52.65
21/64	3-5/16	1550-021	5.08	1580-021	16.14	1550-121	15.48	–	–	–	–	1604-021	13.81	2997-021	47.60	2997-321	56.05
11/32	3-7/16	1550-022	8.77	1580-022	16.14	1550-122	15.38	–	–	–	–	1604-022	15.41	2997-022	47.60	2997-322	56.05
23/64	3-1/2	1550-023	8.97	1580-023	17.23	1550-123	17.28	–	–	–	–	1604-023	17.12	2997-023	50.80	2997-323	59.55
3/8	3-5/8	1550-024	9.26	1580-024	17.76	1550-124	17.59	1580-124	22.97	–	–	1604-024	18.93	2997-024	50.80	2997-324	59.55
25/64	3-3/4	1550-025	10.98	1580-025	20.50	1550-125	20.70	–	–	–	–	1604-025	18.93	2997-025	52.10	2997-325	61.40
13/32	3-7/8	1550-026	11.73	1580-026	21.42	1550-126	20.70	–	–	–	–	1604-026	20.80	2997-026	51.40	2997-326	60.40
27/64	3-15/16	1550-027	6.69	1580-027	22.53	1550-127	22.73	–	–	–	–	1604-027	23.60	2997-027	56.45	2997-327	66.55
7/16	4-1/16	1550-028	12.59	1580-028	22.53	1550-128	22.73	1580-128	26.93	–	–	1604-028	25.68	2997-028	56.45	2997-328	66.55
29/64	4-1/16	1550-029	14.13	1580-029	25.24	1550-129	24.95	–	–	–	–	1604-029	27.89	2997-029	64.90	2997-329	76.45
15/32	4-5/16	1550-030	7.52	1580-030	27.10	1550-130	25.90	–	–	–	–	1604-030	27.89	2997-030	63.60	2997-330	74.80
31/64	4-3/8	–	–	1580-031	27.10	–	–	–	–	–	–	1604-031	32.59	2997-031	71.40	2997-331	84.00
1/2	4-1/2	–	–	1580-032	27.10	–	–	1580-132	33.17	–	–	1604-032	32.59	2997-032	71.40	2997-332	84.00

Letter Sizes

		Pittsburg® ALLEGHANY HIGH SPEED STEEL				ROCK RIVER CARBIDE TIPPED			
		6" OAL		12" OAL		6" OAL		12" OAL	
DIAM.	FLUTE LG'TH	ORDER NO.	PRICE EACH	ORDER NO.	PRICE EACH	ORDER NO.	PRICE EACH	ORDER NO.	PRICE EACH
A	2-5/8	1570-001	$2.43	1600-001	$5.22	2997-201	$53.85	2997-501	$63.15
B	2-3/4	1570-002	2.43	1600-002	5.22	2997-202	53.85	2997-502	63.15
C	2-3/4	1570-003	2.43	1600-003	5.22	2997-203	53.85	2997-503	63.15
D	2-3/4	1570-004	2.43	1600-004	5.22	2997-204	52.90	2997-504	62.15
E	2-3/4	1570-005	2.43	1600-005	5.22	2997-205	31.80	2997-505	37.40
F	2-7/8	1570-006	2.94	1600-006	6.58	2997-206	55.25	2997-506	64.95
G	2-7/8	–	–	1600-007	6.58	2997-207	56.45	2997-507	66.55
H	2-7/8	–	–	1600-008	6.58	2997-208	57.70	2997-508	67.95
I	2-7/8	–	–	1600-009	6.58	2997-209	56.45	2997-509	66.55
J	2-7/8	–	–	1600-010	6.58	2997-210	57.70	2997-510	67.95
K	2-15/16	–	–	1600-011	6.58	2997-211	57.70	2997-511	67.95
L	2-15/16	–	–	1600-012	7.00	2997-212	57.70	2997-512	67.95
M	3-1/16	–	–	1600-013	7.00	2997-213	63.60	2997-513	74.80
N	3-1/16	–	–	1600-014	7.28	2997-214	62.15	2997-514	73.20
O	3-1/16	–	–	1600-015	7.98	2997-215	59.25	2997-515	69.55
P	3-5/16	–	–	1600-016	7.98	2997-216	62.95	2997-516	74.00
Q	3-7/16	–	–	1600-017	8.44	2997-217	64.60	2997-517	76.00
R	3-7/16	–	–	1600-018	8.68	2997-218	62.95	2997-518	74.00
S	3-1/2	–	–	1600-019	9.19	2997-219	68.05	2997-519	79.95
T	3-1/2	–	–	1600-020	9.19	2997-220	69.70	2997-520	82.00
U	3-5/8	–	–	1600-021	9.19	2997-221	67.05	2997-521	78.95
V	3-5/8	–	–	1600-022	9.56	2997-222	68.05	2997-522	79.95
W	3-3/4	–	–	1600-023	9.56	2997-223	73.00	2997-523	85.80
X	3-3/4	–	–	1600-024	10.12	2997-224	69.05	2997-524	81.30
Y	3-7/8	–	–	1600-025	10.12	2997-225	71.70	2997-525	84.35
Z	3-7/8	–	–	1600-026	10.87	2997-226	80.85	2997-526	95.15

Aircraft Extension Drills

WARNING: This product contains Cobalt and/or Nickel and/or Lead a chemical known to the state of California to cause cancer or birth defects or other reproductive harm. For more information: www.prop65.ca.gov. WARNING: Cutting tools may shatter. Always wear approved safety glasses and mask when regrinding.

High Speed Steel

Cobalt

Carbide Tipped

Wire Gage Sizes

• For drilling holes where reach is normally not accessible with jobbers or taper length drills

		Pittsburg® ALLEGHANY				Pittsburg® ALLEGHANY				ROCK RIVER			
		HIGH SPEED STEEL				COBALT				CARBIDE TIPPED			
		6" OAL		12" OAL		6" OAL		12" OAL		6" OAL		12" OAL	
DIAM.	FLUTE LG'TH	ORDER NO.	PRICE EACH	ORDER NO.	PRICE EACH	ORDER NO.	PRICE EACH	ORDER NO.	PRICE EACH	ORDER NO.	PRICE EACH	ORDER NO.	PRICE EACH
1	2-5/8	1560-001	$2.40	1590-001	$5.24	–	–	–	–	2997-101	$44.85	2997-401	$52.65
2	2-5/8	1560-002	3.96	1590-002	11.07	–	–	–	–	2997-102	45.35	2997-402	53.35
3	2-1/2	1560-003	3.55	1590-003	10.68	–	–	–	–	2997-103	46.05	2997-403	54.40
4	2-1/2	1560-004	3.55	1590-004	10.68	–	–	–	–	2997-104	43.35	2997-404	51.00
5	2-1/2	1560-005	3.55	1590-005	10.68	–	–	–	–	2997-105	46.05	2997-405	54.40
6	2-1/2	1560-006	2.05	1590-006	4.88	–	–	–	–	2997-106	47.40	2997-406	55.85
7	2-7/16	1560-007	2.05	1590-007	4.88	1602-007	$3.38	1605-007	$7.78	2997-107	46.05	2997-407	54.40
8	2-7/16	1560-008	2.05	1590-008	4.88	–	–	–	–	2997-108	46.05	2997-408	54.40
9	2-7/16	1560-009	3.47	1590-009	10.68	–	–	–	–	2997-109	46.05	2997-409	54.40
10	2-7/16	1560-010	3.30	1590-010	10.68	1602-010	3.02	1605-010	6.98	2997-110	45.60	2997-410	53.55
11	2-5/16	1560-011	3.06	1590-011	9.31	–	–	–	–	2997-111	46.05	2997-411	54.40
12	2-5/16	1560-012	3.06	1590-012	9.31	–	–	–	–	2997-112	45.60	2997-412	53.55
13	2-5/16	1560-013	3.06	1590-013	9.31	–	–	–	–	2997-113	43.70	2997-413	51.50
14	2-3/16	1560-014	3.06	1590-014	9.31	–	–	–	–	2997-114	43.70	2997-414	51.50
15	2-3/16	1560-015	3.06	1590-015	9.31	–	–	–	–	2997-115	45.00	2997-415	53.05
16	2-3/16	1560-016	3.06	1590-016	9.31	–	–	–	–	2997-116	43.70	2997-416	51.50
17	2-3/16	1560-017	3.06	1590-017	9.31	–	–	–	–	2997-117	44.85	2997-417	52.65
18	2-1/8	1560-018	3.06	1590-018	9.31	–	–	–	–	2997-118	44.85	2997-418	52.65
19	2-1/8	1560-019	3.06	1590-019	9.31	–	–	–	–	2997-119	44.85	2997-419	52.65
20	2-1/8	1560-020	2.73	1590-020	7.00	1602-020	2.55	1605-020	6.38	2997-120	44.85	2997-420	52.65
21	2-1/8	1560-021	2.73	1590-021	7.00	–	–	–	–	2997-121	43.70	2997-421	51.50
22	2	1560-022	2.73	1590-022	8.72	–	–	–	–	2997-122	45.00	2997-422	53.05
23	2	1560-023	2.73	1590-023	8.72	–	–	–	–	2997-123	41.20	2997-423	48.60
24	2	1560-024	2.73	1590-024	8.72	–	–	–	–	2997-124	42.20	2997-424	49.50
25	1-7/8	1560-025	2.73	1590-025	8.72	–	–	–	–	2997-125	41.20	2997-425	48.60
26	1-7/8	1560-026	2.73	1590-026	8.72	–	–	–	–	2997-126	41.20	2997-426	48.60
27	1-7/8	1560-027	2.73	1590-027	8.72	–	–	–	–	2997-127	42.20	2997-427	49.50
28	1-3/4	1560-028	2.73	1590-028	8.72	–	–	–	–	2997-128	41.20	2997-428	48.60
29	1-3/4	1560-029	2.73	1590-029	8.72	–	–	–	–	2997-129	40.55	2997-429	47.75
30	1-5/8	1560-030	2.23	1590-030	5.53	1602-030	2.06	1605-030	6.38	2997-130	39.30	2997-430	46.20
31	1-5/8	1560-031	2.23	1590-031	5.53	–	–	–	–	2997-131	37.30	2997-431	43.85
32	1-5/8	1560-032	2.23	1590-032	5.53	–	–	–	–	2997-132	41.55	2997-432	49.15
33	1-1/2	1560-033	2.23	1590-033	5.53	–	–	–	–	–	–	–	–
34	1-1/2	1560-034	2.23	1590-034	5.53	–	–	–	–	–	–	–	–
35	1-1/2	1560-035	2.23	1590-035	5.53	–	–	–	–	–	–	–	–
36	1-7/16	1560-036	2.23	1590-036	5.53	–	–	–	–	–	–	–	–
37	1-7/16	1560-037	2.23	1590-037	5.53	–	–	–	–	–	–	–	–
38	1-7/16	1560-038	2.23	1590-038	5.53	–	–	–	–	–	–	–	–
39	1-3/8	1560-039	1.23	1590-039	3.69	–	–	–	–	–	–	–	–
40	1-3/8	1560-040	2.15	1590-040	6.60	1602-040	2.16	1605-040	6.33	–	–	–	–
41	1-3/8	1560-041	2.15	1590-041	6.60	–	–	–	–	–	–	–	–
42	1-1/4	1560-042	2.15	1590-042	6.60	–	–	–	–	–	–	–	–
43	1-1/4	1560-043	2.48	1590-043	6.60	–	–	–	–	–	–	–	–
44	1-1/8	1560-044	2.48	1590-044	6.60	–	–	–	–	–	–	–	–
45	1-1/8	1560-045	2.48	1590-045	6.60	–	–	–	–	–	–	–	–
46	1-1/8	1560-046	2.48	1590-046	6.60	–	–	–	–	–	–	–	–
47	1	1560-047	2.48	1590-047	6.60	–	–	–	–	–	–	–	–
48	1	1560-048	2.48	1590-048	6.60	–	–	–	–	–	–	–	–
49	1	1560-049	2.48	1590-049	6.60	–	–	–	–	–	–	–	–
50	1	1560-050	2.48	1590-050	6.60	1602-050	2.34	1605-050	8.73	–	–	–	–
51	1	1560-051	1.40	1590-051	3.13	–	–	–	–	–	–	–	–
52	7/8	1560-052	1.40	1590-052	3.13	–	–	–	–	–	–	–	–
53	7/8	1560-053	2.66	1590-053	4.80	–	–	–	–	–	–	–	–
54	7/8	1560-054	2.66	1590-054	4.80	–	–	–	–	–	–	–	–
55	7/8	1560-055	2.66	1590-055	4.80	–	–	–	–	–	–	–	–
56	3/4	1560-056	2.66	1590-056	4.80	–	–	–	–	–	–	–	–
57	3/4	1560-057	2.66	1590-057	4.80	–	–	–	–	–	–	–	–
58	11/16	1560-058	2.66	1590-058	5.36	–	–	–	–	–	–	–	–
59	11/16	1560-059	2.66	1590-059	5.36	–	–	–	–	–	–	–	–
60	11/16	1560-060	2.66	1590-060	5.36	–	–	–	–	–	–	–	–

Extra Long Drills
Straight Shank

Look for ALLEGIANCE® AMERICANMADE

WARNING: This product contains Cobalt and/or Nickel and/or Lead a chemical known to the state of California to cause cancer or birth defects or other reproductive harm. For more information: www.prop65.ca.gov. **WARNING:** Cutting tools may shatter. Always wear approved safety glasses and mask when regrinding.

High Speed Steel - 118° Point

Cobalt - 135° Split Point

	8" OAL X 5-1/2" FLT				12" OAL X 9" FLT			
	HSS		COBALT		HSS		COBALT	
DIAM.	ORDER NO.	PRICE EACH	ORDER NO.	PRICE EACH	ORDER NO.	PRICE EACH	ORDER NO.	PRICE EACH
3/32	1620-608	$17.78	1660-608	$39.11	–	–	–	–
7/64	1620-708	17.78	1660-708	35.64	1620-712	$21.78	–	–
1/8	1620-808	15.78	1660-808	35.64	1620-812	20.90	1660-812	$44.55
9/64	1620-908	17.18	–	–	1620-912	22.97	–	–
5/32	1621-008	17.86	1661-008	37.62	1621-012	25.98	–	–
11/64	1621-108	18.78	–	–	1621-112	25.98	–	–
3/16	1621-208	19.37	1661-208	39.36	1621-212	25.98	1661-212	48.51
13/64	1621-308	19.37	–	–	1621-312	25.33	–	–
7/32	1621-408	19.37	–	–	1621-412	26.93	–	–
15/64	1621-508	19.37	–	–	1621-512	27.64	–	–
1/4	1621-608	19.37	1661-608	41.38	1621-612	27.64	1661-612	53.46
17/64	1621-708	19.37	–	–	1621-712	28.74	–	–
9/32	1621-808	19.37	1661-808	46.53	1621-812	28.74	–	–
19/64	1621-908	22.88	–	–	1621-912	29.70	–	–
5/16	1622-008	20.59	1662-008	47.52	1622-012	29.70	1662-012	62.37
21/64	1622-108	23.00	–	–	1622-112	30.49	–	–
11/32	1622-208	20.75	1662-208	55.59	1622-212	30.49	–	–
23/64	1622-308	24.14	–	–	1622-312	34.06	–	–
3/8	1622-408	21.51	1662-408	55.59	1622-412	34.06	1662-412	68.31
25/64	1622-508	25.66	–	–	1622-512	35.64	–	–
13/32	1622-608	24.59	1662-608	58.81	1622-612	35.64	–	–
27/64	1622-708	30.89	–	–	1622-712	38.41	–	–
7/16	1622-808	25.43	1662-808	64.35	1622-812	38.41	1662-812	76.23
29/64	1622-908	30.89	–	–	1622-912	44.53	–	–
15/32	1623-008	29.60	–	–	1623-012	44.53	–	–
31/64	1623-108	36.19	–	–	1623-112	46.03	–	–
1/2	1623-208	29.98	–	–	1623-212	44.11	1663-212	88.11
33/64	–	–	–	–	1623-312	57.30	–	–
17/32	–	–	–	–	1623-412	57.30	–	–
35/64	–	–	–	–	1623-512	60.54	–	–
9/16	–	–	–	–	1623-612	60.54	1663-612	118.80
37/64	–	–	–	–	1623-712	63.68	–	–
19/32	–	–	–	–	1623-812	63.68	–	–
39/64	–	–	–	–	1623-912	68.05	–	–
5/8	–	–	–	–	1624-012	68.05	1664-012	133.65
41/64	–	–	–	–	1624-112	74.38	–	–
21/32	–	–	–	–	1624-212	74.38	–	–
43/64	–	–	–	–	1624-312	78.94	–	–
11/16	–	–	–	–	1624-412	78.94	1664-412	156.42
45/64	–	–	–	–	1624-512	82.73	–	–
23/32	–	–	–	–	1624-612	82.73	–	–
47/64	–	–	–	–	1624-712	87.29	–	–
3/4	–	–	–	–	1624-812	87.29	–	–
49/64	–	–	–	–	1624-912	94.88	–	–
25/32	–	–	–	–	1625-012	94.88	–	–
51/64	–	–	–	–	1625-112	99.05	–	–
13/16	–	–	–	–	1625-212	99.05	–	–
53/64	–	–	–	–	1625-312	108.54	–	–
27/32	–	–	–	–	1625-412	108.54	–	–
55/64	–	–	–	–	1625-512	112.33	–	–
7/8	–	–	–	–	1625-612	112.33	–	–
57/64	–	–	–	–	1625-712	122.20	–	–
29/32	–	–	–	–	1625-812	122.20	–	–
59/64	–	–	–	–	1625-912	127.51	–	–
15/16	–	–	–	–	1626-012	127.51	–	–
61/64	–	–	–	–	1626-112	132.07	–	–
31/32	–	–	–	–	1626-212	132.07	–	–
63/64	–	–	–	–	1626-312	135.86	–	–
1	–	–	–	–	1626-412	135.86	–	–

Extra Long Drills– Straight Shank

Pittsburg® ALLEGHANY 3

WARNING: This product contains Cobalt and/or Nickel and/or Lead a chemical known to the state of California to cause cancer or birth defects or other reproductive harm. For more information: www.prop65.ca.gov. WARNING: Cutting tools may shatter. Always wear approved safety glasses and mask when regrinding.

High Speed Steel, 6" thru 36" OAL

DIAM.	OVERALL LENGTH	ORDER NO.	PRICE EACH
1/32	6	1610-206	$ 9.32
3/64	6	1610-306	8.07
1/16	6	1610-406	7.88
1/16	8	1610-408	9.94
5/64	6	1610-506	7.88
5/64	8	1610-508	9.94
3/32	6	1610-606	7.48
3/32	8	1610-608	7.99
3/32	10	1610-610	10.05
7/64	6	1610-706	7.12
7/64	8	1610-708	7.99
7/64	10	1610-710	10.05
7/64	12	1610-712	11.72
1/8	6	1610-806	5.39
1/8	8	1610-808	5.95
1/8	10	1610-810	7.69
1/8	12	1610-812	8.03
1/8	16	1610-816	19.63
1/8	18	1610-818	27.88
9/64	6	1610-906	5.52
9/64	8	1610-908	6.04
9/64	10	1610-910	6.67
9/64	12	1610-912	8.03
9/64	16	1610-916	POA
9/64	18	1610-918	27.88
5/32	6	1611-006	5.52
5/32	8	1611-008	6.04
5/32	10	1611-010	6.67
5/32	12	1611-012	8.03
5/32	16	1611-016	13.57
5/32	18	1611-018	24.40
11/64	6	1611-106	6.04
11/64	8	1611-108	6.63
11/64	10	1611-110	7.44
11/64	12	1611-112	8.03
11/64	16	1611-116	14.08
11/64	18	1611-118	24.40
3/16	6	1611-206	6.04
3/16	8	1611-208	6.63
3/16	10	1611-210	7.44
3/16	12	1611-212	8.03
3/16	16	1611-216	13.01
3/16	18	1611-218	15.36
13/64	8	1611-308	6.63
13/64	10	1611-310	7.44
13/64	12	1611-312	8.03
13/64	16	1611-316	15.23
13/64	18	1611-318	17.04
7/32	8	1611-408	6.63
7/32	10	1611-410	7.44
7/32	12	1611-412	8.03
7/32	16	1611-416	15.23
7/32	18	1611-418	17.76
15/64	8	1611-508	6.72
15/64	10	1611-510	7.61
15/64	12	1611-512	8.03
15/64	16	1611-516	15.17
15/64	18	1611-518	15.90
1/4	8	1611-608	6.72
1/4	10	1611-610	7.61
1/4	12	1611-612	8.03
1/4	16	1611-616	16.42
1/4	18	1611-618	23.52
1/4	24	1611-624	41.00

DIAM.	OVERALL LENGTH	ORDER NO.	PRICE EACH
17/64	8	1611-708	$ 7.44
17/64	10	1611-710	8.33
17/64	12	1611-712	9.18
17/64	16	1611-716	15.42
17/64	18	1611-718	18.96
17/64	24	1611-724	50.60
9/32	8	1611-808	7.44
9/32	10	1611-810	8.33
9/32	12	1611-812	9.18
9/32	16	1611-816	15.42
9/32	18	1611-818	28.32
9/32	24	1611-824	50.60
19/64	8	1611-908	7.44
19/64	10	1611-910	8.71
19/64	12	1611-912	9.18
19/64	16	1611-916	16.88
19/64	18	1611-918	31.20
19/64	24	1611-924	50.60
5/16	8	1612-008	7.61
5/16	10	1612-010	8.80
5/16	12	1612-012	9.39
5/16	16	1612-016	16.88
5/16	18	1612-018	34.56
5/16	24	1612-024	42.17
21/64	8	1612-108	8.50
21/64	10	1612-110	9.61
21/64	12	1612-112	10.58
21/64	16	1612-116	17.66
21/64	18	1612-118	18.96
21/64	24	1612-124	51.80
11/32	8	1612-208	8.50
11/32	10	1612-210	9.61
11/32	12	1612-212	10.58
11/32	16	1612-216	17.66
11/32	18	1612-218	39.60
11/32	24	1612-224	51.80
23/64	8	1612-308	8.93
23/64	10	1612-310	9.95
23/64	12	1612-312	11.01
23/64	16	1612-316	18.49
23/64	18	1612-318	42.24
23/64	24	1612-324	51.80
3/8	8	1612-408	8.93
3/8	10	1612-410	9.95
3/8	12	1612-412	11.01
3/8	16	1612-416	POA
3/8	18	1612-418	47.28
3/8	24	1612-424	94.41
25/64	8	1612-508	9.61
25/64	10	1612-510	10.88
25/64	12	1612-512	11.90
25/64	16	1612-516	18.68
25/64	18	1612-518	51.90
25/64	24	1612-524	60.54
13/32	8	1612-608	9.61
13/32	10	1612-610	10.88
13/32	12	1612-612	11.90
13/32	16	1612-616	18.68
13/32	18	1612-618	54.72
13/32	24	1612-624	60.54
27/64	8	1612-708	9.95
27/64	10	1612-710	11.01
27/64	12	1612-712	12.24
27/64	16	1612-716	POA
27/64	18	1612-718	35.10
27/64	24	1612-724	60.54

DIAM.	OVERALL LENGTH	ORDER NO.	PRICE EACH
7/16	8	1612-808	$ 9.95
7/16	10	1612-810	11.01
7/16	12	1612-812	12.24
7/16	16	1612-816	19.50
7/16	18	1612-818	58.32
7/16	24	1612-824	113.29
7/16	30	1612-830	POA
7/16	36	1612-836	POA
29/64	8	1612-908	11.35
29/64	10	1612-910	12.62
29/64	12	1612-912	13.81
29/64	16	1612-916	21.11
29/64	18	1612-918	25.54
29/64	24	1612-924	70.04
15/32	8	1613-008	11.35
15/32	10	1613-010	12.62
15/32	12	1613-012	13.81
15/32	16	1613-016	21.11
15/32	18	1613-018	60.96
15/32	24	1613-024	70.04
31/64	8	1613-108	11.52
31/64	10	1613-110	12.96
31/64	12	1613-112	14.37
31/64	16	1613-116	24.89
31/64	18	1613-118	26.44
31/64	24	1613-124	70.04
1/2	8	1613-208	11.52
1/2	10	1613-210	12.96
1/2	12	1613-212	14.37
1/2	16	1613-216	24.89
1/2	18	1613-218	63.36
1/2	24	1613-224	122.73
1/2	30	1613-230	POA
1/2	36	1613-236	POA
33/64	10	1613-310	18.30
33/64	12	1613-312	19.98
33/64	16	1613-316	27.00
33/64	18	1613-318	67.20
33/64	24	1613-324	93.60
17/32	10	1613-410	18.30
17/32	12	1613-412	43.01
17/32	16	1613-416	27.00
17/32	18	1613-418	33.96
17/32	24	1613-424	93.60
35/64	10	1613-510	18.89
35/64	12	1613-512	45.84
35/64	16	1613-516	27.32
35/64	18	1613-518	36.38
35/64	24	1613-524	93.60
9/16	10	1613-610	18.89
9/16	12	1613-612	47.76
9/16	16	1613-616	POA
9/16	18	1613-618	79.68
9/16	24	1613-624	78.00
9/16	30	1613-630	POA
9/16	36	1613-636	POA
37/64	12	1613-712	53.04
37/64	16	1613-716	32.57
37/64	18	1613-718	40.08
37/64	24	1613-724	101.92
19/32	12	1613-812	58.08
19/32	16	1613-816	32.57
19/32	18	1613-818	97.20
19/32	24	1613-824	101.92
39/64	12	1613-912	64.08
39/64	16	1613-916	36.39
39/64	18	1613-918	44.20
39/64	24	1613-924	101.92

DIAM.	OVERALL LENGTH	ORDER NO.	PRICE EACH
5/8	12	1614-012	$ 70.56
5/8	16	1614-016	36.39
5/8	18	1614-018	116.64
5/8	24	1614-024	84.93
5/8	30	1614-030	POA
5/8	36	1614-036	POA
41/64	12	1614-112	74.40
41/64	16	1614-116	38.73
41/64	18	1614-118	123.12
41/64	24	1614-124	118.94
21/32	12	1614-212	48.75
21/32	16	1614-216	38.73
21/32	18	1614-218	129.60
21/32	24	1614-224	118.94
43/64	12	1614-312	78.48
43/64	16	1614-316	40.89
43/64	18	1614-318	132.48
43/64	24	1614-324	118.94
11/16	12	1614-412	79.20
11/16	16	1614-416	40.89
11/16	18	1614-418	134.40
11/16	24	1614-424	99.12
11/16	30	1614-430	POA
11/16	36	1614-436	POA
45/64	12	1614-512	80.16
45/64	16	1614-516	45.63
45/64	18	1614-518	136.80
45/64	24	1614-524	137.24
23/32	12	1614-612	81.36
23/32	16	1614-616	45.63
23/32	18	1614-618	54.83
23/32	24	1614-624	137.24
47/64	12	1614-712	82.16
47/64	16	1614-716	48.25
47/64	18	1614-718	57.12
47/64	24	1614-724	137.24
3/4	12	1614-812	85.82
3/4	16	1614-816	POA
3/4	18	1614-818	142.56
3/4	24	1614-824	114.37
49/64	12	1614-912	34.51
49/64	16	1614-916	POA
49/64	18	1614-918	143.76
49/64	24	1614-924	143.10
25/32	12	1615-012	34.51
25/32	16	1615-016	POA
25/32	18	1615-018	153.60
25/32	24	1615-024	119.65
51/64	12	1615-112	36.64
51/64	16	1615-116	52.72
51/64	18	1615-118	60.86
13/16	12	1615-212	92.16
13/16	16	1615-216	52.72
13/16	18	1615-218	160.32
13/16	24	1615-224	122.58
53/64	12	1615-312	38.68
53/64	16	1615-316	55.86
53/64	18	1615-318	63.16
27/32	12	1615-412	38.68
27/32	16	1615-416	POA
27/32	18	1615-418	162.96
27/32	24	1615-424	128.74

(cont'd)

Extra Long Drills– Straight Shank (Cont'd)

WARNING: This product contains Cobalt and/or Nickel and/or Lead a chemical known to the state of California to cause cancer or birth defects or other reproductive harm. For more information: www.prop65.ca.gov. WARNING: Cutting tools may shatter. Always wear approved safety glasses and mask when regrinding.

High Speed Steel

Pittsburg® ALLEGHANY 3

(Continued)

DIAM.	OVERALL LENGTH	ORDER NO.	PRICE EACH
55/64	12	1615-512	$ 40.29
55/64	16	1615-516	57.27
55/64	18	1615-518	65.58
7/8	12	1615-612	103.68
7/8	16	1615-616	57.27
7/8	18	1615-618	172.80
7/8	24	1615-624	131.96
57/64	12	1615-712	41.35
57/64	16	1615-716	58.50
57/64	18	1615-718	66.00
29/32	12	1615-812	41.35
29/32	16	1615-816	58.50
29/32	18	1615-818	66.00
29/32	24	1615-824	165.40
59/64	12	1615-912	43.18
59/64	16	1615-916	POA
59/64	18	1615-918	66.47
15/16	12	1616-012	106.94
15/16	16	1616-016	59.34
15/16	18	1616-018	191.52
15/16	24	1616-024	137.83
61/64	12	1616-112	45.94
61/64	16	1616-116	62.06
61/64	18	1616-118	69.02
61/64	24	1616-124	175.96
31/32	12	1616-212	45.94
31/32	16	1616-216	POA
31/32	18	1616-218	69.02
31/32	24	1616-224	175.96
63/64	12	1616-312	51.64
63/64	16	1616-316	66.84
63/64	18	1616-318	72.04
63/64	24	1616-324	175.96
1	12	1616-412	116.88
1	16	1616-416	POA
1	18	1616-418	194.40
1	24	1616-424	146.63
1-1/16	18	1616-818	84.11
1-1/16	24	1616-824	164.80
1-1/8	18	1617-218	84.11
1-1/8	24	1617-224	178.76
1-3/16	18	1617-618	112.16
1-3/16	24	1617-624	199.43
1-1/4	18	1618-018	134.60
1-1/4	24	1618-024	239.79

Metric Sizes - 9" Loc x 12" OAL

DIAM. MM.	ORDER NO.	PRICE EACH
3.00	1643-030	$ 9.23
3.50	1643-035	9.23
4.00	1643-040	9.23
4.50	1643-045	9.23
5.00	1643-050	9.23
5.50	1643-055	9.23
6.00	1643-060	9.23
6.50	1643-065	10.56
7.00	1643-070	10.56
7.50	1643-075	10.56
8.00	1643-080	12.17
8.50	1643-085	12.17
9.00	1643-090	12.66
9.50	1643-095	12.66
10.00	1643-100	13.69
10.50	1643-105	14.08
11.00	1643-110	14.08
11.50	1643-115	15.88
12.00	1643-120	16.53
12.50	1643-125	16.53
13.00	1643-130	22.98
13.50	1643-135	23.07
14.00	1643-140	23.07
14.50	1643-145	24.20
15.00	1643-150	24.20
15.50	1643-155	25.81
16.00	1643-160	27.37
16.50	1643-165	27.37
17.00	1643-170	29.62
17.50	1643-175	32.84
18.00	1643-180	32.84
18.50	1643-185	35.34
19.00	1643-190	35.34
19.50	1643-195	39.69
20.00	1643-200	42.14
20.50	1643-205	42.14
21.00	1643-210	44.48
21.50	1643-215	46.33
22.00	1643-220	46.33
22.50	1643-225	47.55
23.00	1643-230	47.55
23.50	1643-235	49.66
24.00	1643-240	52.83
24.50	1643-245	52.83
25.00	1643-250	59.39

1/2" Shank - 9" Loc x 12" OAL



DIAM.	ORDER NO.	PRICE EACH
33/64	1653-312	$23.98
17/32	1653-412	23.98
35/64	1653-512	24.07
9/16	1653-612	24.07
37/64	1653-712	25.25
19/32	1653-812	25.25
39/64	1653-912	26.93
5/8	1654-012	26.93
41/64	1654-112	28.56
21/32	1654-212	28.56
43/64	1654-312	30.91
11/16	1654-412	30.91
45/64	1654-512	34.27
23/32	1654-612	34.27
47/64	1654-712	36.88
3/4	1654-812	36.88
49/64	1654-912	41.41
25/32	1655-012	41.41
51/64	1655-112	43.97
13/16	1655-212	43.97
53/64	1655-312	46.42
27/32	1655-412	46.42
55/64	1655-512	48.35
7/8	1655-612	48.35
57/64	1655-712	49.62
29/32	1655-812	49.62
59/64	1655-912	51.82
15/16	1656-012	51.82
61/64	1656-112	55.13
31/32	1656-212	55.13
63/64	1656-312	61.97
1	1656-412	61.97

Extra Long Drills – Straight Shank

High Speed Steel

Wire Gage Sizes

DIAM.	OVERALL LENGTH	ORDER NO.	PRICE EACH
1	8	1630-108	$7.73
1	12	1630-112	9.23
2	8	1630-208	7.73
2	12	1630-212	9.23
3	8	1630-308	7.62
3	12	1630-312	9.23
4	8	1630-408	7.62
4	12	1630-412	9.23
5	8	1630-508	7.62
5	12	1630-512	9.23
6	8	1630-608	7.62
6	12	1630-612	9.23
7	8	1630-708	7.62
7	12	1630-712	9.23
8	8	1630-808	7.62
8	12	1630-812	9.23
9	8	1630-908	7.62
9	12	1630-912	9.23
10	8	1631-008	7.62
10	12	1631-012	9.23
11	8	1631-108	7.62
11	12	1631-112	9.23
12	8	1631-208	7.62
12	12	1631-212	9.23
13	6	1631-306	6.95
13	8	1631-308	7.62
13	12	1631-312	9.23
14	6	1631-406	6.95
14	8	1631-408	7.62
14	12	1631-412	9.23
15	6	1631-506	6.95
15	8	1631-508	7.62
15	12	1631-512	9.23
16	6	1631-606	6.95
16	8	1631-608	7.62
16	12	1631-612	9.23
17	6	1631-706	6.95
17	8	1631-708	7.62
17	12	1631-712	9.23
18	6	1631-806	6.95
18	8	1631-808	7.62
18	12	1631-812	9.23
19	6	1631-906	6.95
19	8	1631-908	7.62
19	12	1631-912	9.23
20	6	1632-006	6.95
20	8	1632-008	7.62
20	12	1632-012	9.23

DIAM.	OVERALL LENGTH	ORDER NO.	PRICE EACH
21	6	1632-106	$6.95
21	8	1632-108	7.62
21	12	1632-112	9.23
22	6	1632-206	6.95
22	8	1632-208	7.62
22	12	1632-212	9.23
23	6	1632-306	6.35
23	8	1632-308	6.95
23	12	1632-312	9.23
24	6	1632-406	6.35
24	8	1632-408	6.95
24	12	1632-412	9.23
25	6	1632-506	6.35
25	8	1632-508	6.95
25	12	1632-512	9.23
26	6	1632-606	6.35
26	8	1632-608	6.95
26	12	1632-612	9.23
27	6	1632-706	6.35
27	8	1632-708	6.95
27	12	1632-712	9.23
28	6	1632-806	6.35
28	12	1632-812	9.23
29	6	1632-906	6.35
29	8	1632-908	6.95
29	12	1632-912	9.23
30	6	1633-006	6.35
30	8	1633-008	6.95
30	12	1633-012	9.23
31	6	1633-106	6.20
31	8	1633-108	6.84
31	12	1633-112	9.23
32	6	1633-206	6.20
32	8	1633-208	6.84
33	6	1633-306	6.20
33	8	1633-308	6.84
34	6	1633-406	6.20
34	8	1633-408	6.84
35	6	1633-506	6.20
35	8	1633-508	6.84
36	6	1633-606	8.19
36	8	1633-608	9.19
37	6	1633-706	8.19
37	8	1633-708	9.19
38	6	1633-806	8.19
38	8	1633-808	9.19
39	6	1633-906	8.19
39	8	1633-908	9.19
40	6	1634-006	8.19
40	8	1634-008	9.19

DIAM.	OVERALL LENGTH	ORDER NO.	PRICE EACH
41	6	1634-106	$8.19
41	8	1634-108	9.19
42	6	1634-206	8.60
42	8	1634-208	9.19
43	6	1634-306	8.60
44	6	1634-406	8.60
45	6	1634-506	8.60
46	6	1634-606	8.60
47	6	1634-706	8.60
48	6	1634-806	9.06
49	6	1634-906	9.06
50	6	1635-006	9.06
51	6	1635-106	9.06
52	6	1635-206	9.06
53	3 1/2	1635-303	3.70
53	6	1635-306	9.06
54	3 1/2	1635-403	3.70
54	6	1635-406	9.06
55	3 3/8	1635-503	3.70
55	6	1635-506	9.06
56	3 1/4	1635-613	3.70
56	6	1635-606	9.28
57	3 1/4	1635-713	3.70
57	6	1635-706	9.28
58	3 1/4	1635-813	3.70
58	6	1635-806	9.28
59	3 1/8	1635-913	3.70
59	6	1635-906	9.28
60	3 1/8	1636-013	3.70
60	6	1636-006	9.28
61	3	1636-103	4.08
62	3	1636-203	4.08
63	3	1636-303	4.08
64	3	1636-403	4.08
65	3	1636-503	4.08
66	3	1636-603	4.08
67	3	1636-703	4.08
68	2 7/8	1636-802	4.08
69	2 3/4	1636-902	4.08
70	2 5/8	1637-002	4.08
71	2 5/8	1637-102	4.08
72	2 1/2	1637-202	4.08
73	2 3/8	1637-302	4.85
74	2 1/4	1637-402	4.85
75	2 1/8	1637-502	4.85
76	2	1637-602	4.85
77	1 7/8	1637-701	4.85
78	1 3/4	1637-801	4.85

Letter Sizes

DIAM.	OVERALL LG'TH	ORDER NO.	PRICE EACH
A	12	1640-112	$9.23
B	8	1640-208*	7.73
B	12	1640-212	9.23
C	10	1640-310*	8.75
C	12	1640-312	9.23
D	8	1640-408*	7.73
D	12	1640-412	9.23
F	6	1640-606*	6.04
F	10	1640-610*	9.58
F	12	1640-612	10.56
G	8	1640-708*	8.56
G	10	1640-710*	9.58
G	12	1640-712	10.56
H	12	1640-812	10.56
I	12	1640-912	10.56
J	10	1641-010*	9.58
J	12	1641-012	10.56
K	12	1641-112	10.56

DIAM.	OVERALL LG'TH	ORDER NO.	PRICE EACH
L	12	1641-212	$10.56
M	8	1641-308*	8.56
M	10	1641-310*	10.02
M	12	1641-312	10.56
N	12	1641-412	10.80
O	12	1641-512	12.17
P	8	1641-608*	9.78
P	12	1641-612	12.17
Q	6	1641-706*	6.95
Q	12	1641-712	12.17
R	12	1641-812	12.17
S	8	1641-908*	10.27
S	12	1641-912	12.66
T	8	1642-008*	10.27
T	10	1642-010*	11.44
T	12	1642-012	12.66
U	12	1642-112	12.66
V	8	1642-208*	11.05

DIAM.	OVERALL LG'TH	ORDER NO.	PRICE EACH
V	12	1642-212	$13.69
W	12	1642-312	13.69
X	8	1642-408*	11.05
X	12	1642-412	13.69
Y	10	1642-510*	12.51
Y	12	1642-512	13.69
Z	12	1642-612	14.08

* Discontinued. Limited Quantities

Taper Shank Drills

High Speed Steel

Metric Sizes

2

DIAM. MM	DECM'L EQUIV.	TAPER SHANK NO.	ORDER NO.	PRICE EACH
3.00	.1181	1MT	1330-300	$3.80
3.50	.1378	1MT	1330-350	3.85
4.00	.1575	1MT	1330-400	3.85
4.50	.1772	1MT	1330-450	3.85
5.00	.1969	1MT	1330-500	10.50
5.50	.2165	1MT	1330-550	4.30
5.80	.2283	1MT	1330-580	4.50
6.00	.2362	1MT	1330-600	10.50
6.50	.2559	1MT	1330-650	11.80
7.00	.2756	1MT	1330-700	12.20
7.50	.2953	1MT	1330-750	12.20
8.00	.3150	1MT	1330-800	17.00
8.50	.3346	1MT	1330-850	18.04
8.80	.3465	1MT	1330-880†	18.90
9.00	.3543	1MT	1330-900	16.50
9.50	.3740	1MT	1330-950	18.50
9.60	.3780	1MT	1330-960†	7.85
10.00	.3937	1MT	1331-000	19.00
10.50	.4134	1MT	1331-050	19.00
11.00	.4331	1MT	1331-100	19.00
11.25	.4429	1MT*	1331-125	9.35
11.50	.4528	1MT	1331-150	21.20
11.75	.4626	1MT	1331-175†	9.35
11.80	.4646	1MT	1331-180†	9.80
12.00	.4724	1MT	1331-200	25.50
12.00	.4724	2MT	1351-200	10.60
12.20	.4803	1MT	1331-220†	26.38
12.25	.4626	1MT	1331-225†	10.60
12.50	.4921	1MT	1331-250	26.38
12.50	.4921	2MT	1351-250	10.60
13.00	.5118	1MT	1331-300	30.00
13.50	.5315	1MT	1331-350	30.00
13.50	.5315	2MT	1351-350	12.90
14.00	.5512	1MT	1331-400	32.00
14.00	.5512	2MT	1351-400	12.90
14.50	.5709	2MT	1331-450	32.00
15.00	.5906	2MT	1331-500	34.00
15.25	.6004	2MT	1331-525†	36.00
15.50	.6102	2MT	1331-550	38.00
16.00	.6299	2MT	1331-600	40.00
16.50	.6496	2MT	1331-650	40.00
17.00	.6693	2MT	1331-700	43.00
17.50	.6890	2MT	1331-750	17.35
18.00	.7087	2MT	1331-800	59.00
18.50	.7283	2MT	1331-850	59.00
18.75	.7382	2MT	1331-875†	19.15
19.00	.7480	2MT	1331-900	59.00
19.50	.7677	2MT	1331-950	59.00
20.00	.7874	2MT	1332-000	59.00
20.00	.7874	3MT	1352-000	23.65
20.50	.8071	2MT	1332-050	59.00
20.50	.8071	3MT	1352-050	23.65
20.75	.8169	3MT	1352-075	23.65
21.00	.8268	2MT	1332-100	59.00
21.50	.8465	2MT	1332-150	65.50
21.50	.8465	3MT	1352-150	61.00
22.00	.8661	2MT	1332-200	61.00
22.00	.8661	3MT	1352-200	26.20
22.50	.8858	2MT	1332-250	28.95
22.50	.8858	3MT	1352-250	65.50
22.75	.8957	2MT	1332-275†	26.30
23.00	.9055	2MT	1332-300	28.95
23.00	.9055	3MT	1352-300	26.30
23.50	.9252	3MT	1332-350	26.30
24.00	.9449	3MT	1332-400	28.65
24.50	.9646	3MT	1332-450	28.65
24.75	.9744	3MT	1332-475†	28.65
25.00	.9843	3MT	1332-500	30.55
25.25	.9941	3MT	1332-525†	81.85
25.50	1.0039	3MT	1332-550	82.50
26.00	1.0236	3MT	1332-600	32.00
26.50	1.0433	3MT	1332-650	35.55
27.00	1.0630	3MT	1332-700	39.50
27.50	1.0827	3MT	1332-750	43.45
27.50	1.0827	4MT	1352-750†	39.50

DIAM. MM	DECM'L EQUIV.	TAPER SHANK NO.	ORDER NO.	PRICE EACH
28.00	1.1024	3MT	1332-800	$45.65
28.00	1.1024	4MT	1352-800	41.50
28.50	1.1220	3MT	1332-850	45.65
29.00	1.1417	3MT	1332-900	99.00
29.00	1.1417	4MT	1352-900	42.95
29.50	1.1614	3MT	1332-950	102.00
30.00	1.1811	3MT	1333-000	49.65
30.00	1.1811	4MT	1353-000	45.15
30.50	1.2008	3MT	1333-050	110.90
31.00	1.2205	3MT	1333-100	110.90
31.50	1.2402	3MT	1333-150	127.00
31.50	1.2402	4MT	1353-150	50.80
31.75	1.2500	3MT	1333-175†	50.80
32.00	1.2598	4MT	1333-200	60.95
32.50	1.2795	4MT	1333-250	60.95
33.00	1.2992	4MT	1333-300	61.90
33.50	1.3189	4MT	1333-350	65.40
34.00	1.3386	4MT	1333-400	65.40
34.50	1.3583	4MT	1333-450	69.10
35.00	1.3780	4MT	1333-500	71.00
35.50	1.3976	4MT	1333-550	71.00
36.00	1.4173	4MT	1333-600	71.75
36.50	1.4370	4MT	1333-650	71.75
37.00	1.4567	4MT	1333-700	76.35
37.50	1.4764	4MT	1333-750	76.35
38.00	1.4961	4MT	1333-800	76.35
38.50	1.5157	4MT	1333-850	92.40
39.00	1.5354	4MT	1333-900	92.40
39.50	1.5551	4MT	1333-950	109.80
40.00	1.5748	4MT	1334-000	109.80
40.00	1.5748	5MT	1354-000	99.85
40.50	1.5945	4MT	1334-050	109.80
41.00	1.6142	4MT	1334-100	109.80
41.00	1.6142	5MT	1354-100	99.85
41.50	1.6339	4MT	1334-150	118.05
42.00	1.6535	4MT	1334-200	118.05
42.50	1.6732	4MT	1334-250	126.95
43.00	1.6929	4MT	1334-300	126.95
43.00	1.6929	5MT	1354-300	115.45
43.50	1.7129	4MT	1334-350	129.60
44.00	1.7323	4MT	1334-400	129.60
44.50	1.7520	4MT	1334-450	134.65
45.00	1.7717	4MT	1334-500	134.65
45.00	1.7717	5MT	1354-500	122.40
45.50	1.7913	4MT	1334-550	138.15
46.00	1.8110	4MT	1334-600	365.00
46.50	1.8307	4MT	1334-650	144.55
47.00	1.8504	4MT	1334-700	144.55
47.50	1.8701	4MT	1334-750	150.80
48.00	1.8898	4MT	1334-800	150.80
48.50	1.9094	4MT	1334-850	155.50
49.00	1.9291	4MT	1334-900	356.00
49.50	1.9488	4MT	1334-950	356.00
50.00	1.9685	4MT	1335-000	158.85
50.50	1.9882	4MT	1335-050†	169.55
51.00	2.0079	5MT	1335-100	169.55
53.00	2.0866	5MT	1335-300†	168.18
53.50	2.1063	5MT	1335-350†	177.94
54.00	2.1260	5MT	1335-400†	177.94
54.50	2.1457	5MT	1335-450†	189.74
57.00	2.2441	5MT	1335-700†	200.04
58.00	2.2835	5MT	1335-800†	201.51
61.00	2.4016	5MT	1336-100†	223.61
62.00	2.4409	5MT	1336-200†	282.41
64.00	2.5197	5MT	1336-400†	291.56
66.00	2.5984	5MT	1336-600†	318.36
67.00	2.6378	5MT	1336-700†	341.48
68.00	2.6772	5MT	1336-800†	367.14
70.00	2.7559	5MT	1337-000†	413.34
71.00	2.7953	5MT	1337-100†	413.34
72.00	2.8346	5MT	1337-200†	436.49
73.00	2.8740	5MT	1337-300†	436.49

Stub Length Drills

High Speed Steel

3

DIAM.	OAL	FLUTE LG'TH	4MT ORDER NO.	4MT PRICE EACH	5MT ORDER NO.	5MT PRICE EACH
2	12	5	1371-284	$ 198.45	1371-285	$ 198.45
2-1/16	12	5	1371-324	221.13	1371-325	221.13
2-1/8	12	5	1371-364	255.15	1371-365	255.15
2-3/16	12	5	1371-404	257.21	1371-405	257.21
2-1/4	12	5	1371-444	262.25	1371-445	262.25
2-5/16	12	5	1371-484	265.06	1371-485	265.06
2-3/8	12	5	1371-524	295.05	1371-525	295.05
2-7/16	12	5	1371-564	304.08	1371-565	294.28
2-1/2	12	5	1371-604	309.96	1371-605	309.96
2-9/16	12	5	1371-644	168.95	1371-645	174.45
2-5/8	12	5	1371-684	334.95	1371-685	334.95
2-11/16	12	5	1371-724	195.95	1371-725	187.95
2-3/4	12	5	1371-764	464.94	1371-765	464.94
2-13/16	12	5	1371-804	238.95	1371-805	216.95
2-7/8	12	5	1371-844	544.53	1371-845	544.53
2-15/16	12	5	1371-884	264.95	1371-885	236.95
3	12	5	1371-924	550.79	1371-925	550.79
3-1/8	12	5	–	–	1372-005	618.03
3-1/4	12	5	–	–	1372-085	659.40
3-3/8	12	5	–	–	1372-165	338.95
3-1/2	12	5	–	–	1372-245	394.95

† Limited Quantities

Taper Shank Drills

WARNING: This product contains Cobalt and/or Nickel and/or Lead a chemical known to the state of California to cause cancer or birth defects or other reproductive harm. For more information: www.prop65.ca.gov. WARNING: Cutting tools may shatter. Always wear approved safety glasses and mask when regrinding.

High Speed Steel, Cobalt, & Carbide Tipped



				HIGH SPEED STEEL				COBALT		CARBIDE TIPPED	
				3		2		2		2	
				Pittsburg® ALLEGHANY		ALLEGIANCE® AMERICAN MADE		Pittsburg® ALLEGHANY		Pittsburg® ALLEGHANY	
DIAM.	TAPER SHANK NO.	FLUTE LENGTH	OVERALL LENGTH	ORDER NO.	PRICE EACH	ORDER NO.	PRICE EACH	ORDER NO.	PRICE EACH	ORDER NO.	PRICE EACH
1/16	1MT	1-1/4	4-5/8	1301-004	$3.20	–	–	–	–	–	–
5/64	1MT	1-3/8	4-3/4	1301-005	3.20	–	–	–	–	–	–
3/32	1MT	1-1/2	4-7/8	1301-006	3.20	–	–	–	–	–	–
7/64	1MT	1-5/8	5	1301-007	3.30	–	–	–	–	–	–
1/8	1MT	1-7/8	5-1/8	1301-008	7.06	1304-008	$18.38	1360-081	$15.60	3000-081	$47.55
9/64	1MT	2-1/8	5-3/8	1301-009	7.42	1304-009	14.14	1360-091	19.50	3000-091	47.55
5/32	1MT	2-1/8	5-3/8	1301-010	7.13	1304-010	18.38	1360-101	15.60	3000-101	50.10
11/64	1MT	2-1/2	5-3/4	1301-011	7.42	1304-011	18.38	1360-111	19.50	3000-111	50.99
3/16	1MT	2-1/2	5-3/4	1301-012	7.42	1304-012	18.38	1360-121	15.60	3000-121	50.99
13/64	1MT	2-3/4	6	1301-013	7.42	1304-013	18.38	1360-131	19.50	3000-131	53.90
7/32	1MT	2-3/4	6	1301-014	7.42	1304-014	18.38	1360-141	15.60	3000-141	53.90
15/64	1MT	2-7/8	6-1/8	1301-015	7.80	1304-015	18.38	1360-151	19.50	3000-151	59.38
1/4	1MT	2-7/8	6-1/8	1301-016	7.80	1304-016	18.38	1360-161	12.95	3000-161	69.88
17/64	1MT	3	6-1/4	1301-017	8.10	1304-017	18.94	1360-171	14.85	3000-171	61.73
17/64	2MT*	3	6-7/8	1306-017	4.80	–	–	–	–	–	–
9/32	1MT	3	6-1/4	1301-018	8.10	1304-018	18.94	1360-181	14.25	3000-181	60.60
9/32	2MT*	3	6-7/8	1306-018	4.80	–	–	–	–	–	–
19/64	1MT	3-1/8	6-3/8	1301-019	8.28	1304-019	18.94	1360-191	14.85	3000-191	61.73
19/64	2MT*	3-1/8	7	1306-019	4.85	–	–	–	–	–	–
5/16	1MT	3-1/8	6-3/8	1301-020	8.28	1304-020	18.94	1360-201	14.25	3000-201	71.49
21/64	1MT	3-1/4	6-1/2	1301-021	8.28	1304-021	25.25	1360-211	17.45	3000-211	92.71
11/32	1MT	3-1/4	6-1/2	1301-022	8.66	1304-022	25.25	1360-221	16.70	3000-221	92.71
11/32	2MT*	3-1/4	7-1/8	1306-022	7.00	–	–	–	–	–	–
23/64	1MT	3-1/2	6-3/4	1301-023	9.59	1304-023	25.25	1360-231	20.60	3000-231	92.71
23/64	2MT*	3-1/2	7-3/8	1306-023	7.70	–	–	–	–	–	–
3/8	1MT	3-1/2	6-3/4	1301-024	9.13	1304-024	25.25	1360-241	20.60	3000-241	92.71
3/8	2MT*	3-1/2	7-3/8	1306-024	16.20	1306-124	33.46	1360-242	19.85	–	–
25/64	1MT	3-5/8	7	1301-025	9.93	1304-025	26.66	1360-251	20.60	3000-251	109.31
25/64	2MT*	3-5/8	7-1/2	1306-025	17.83	1306-125	34.58	1360-252	21.05	–	–
13/32	1MT	3-5/8	7	1301-026	9.22	1304-026	26.82	1360-261	21.95	3000-261	109.31
13/32	2MT*	3-5/8	7-1/2	1306-026	16.87	1306-126	34.58	1360-262	21.05	–	–
27/64	1MT	3-7/8	7-1/4	1301-027	10.59	1304-027	27.61	–	–	3000-271	91.05
27/64	2MT*	3-7/8	7-3/4	1306-027	17.86	1306-127	35.70	1360-272	22.70	–	–
7/16	1MT	3-7/8	7-1/4	1301-028	10.03	1304-028	27.61	–	–	3000-281	95.58
7/16	2MT*	3-7/8	7-3/4	1306-028	19.39	1306-128	35.70	1360-282	22.70	–	–
29/64	1MT	4-1/8	7-1/2	1301-029	11.66	1304-029	32.59	–	–	3000-291	116.18
29/64	2MT*	4-1/8	8	1306-029	19.40	1306-129	42.81	1360-292	25.45	–	–
15/32	1MT	4-1/8	7-1/2	1301-030	11.72	1304-030	32.59	–	–	3000-301	116.18
15/32	2MT*	4-1/8	8	1306-030	19.30	1306-130	42.81	1360-302	24.35	–	–
31/64	1MT*	4-3/8	7-3/4	1303-031	17.01	1305-031	34.01	–	–	–	–
31/64	2MT	4-3/8	8-1/4	1301-031	13.17	1304-031	32.59	–	–	3000-312	116.18
1/2	1MT*	4-3/8	7-3/4	1303-032	14.85	1305-032	29.69	–	–	–	–
1/2	2MT	4-3/8	8-1/4	1301-032	11.98	1304-032	29.02	1360-322	25.20	3000-322	113.49
33/64	1MT*	4-5/8	8	1303-033	18.65	1305-033	37.31	–	–	3000-331	67.65
33/64	2MT	4-5/8	8-1/2	1301-033	14.36	1304-033	33.45	1360-332	31.15	3000-332	123.24
17/32	1MT*	4-5/8	8	1303-034	17.13	1305-034	37.31	–	–	3000-341	55.30
17/32	2MT	4-5/8	8-1/2	1301-034	13.40	1304-034	33.45	1360-342	29.10	3000-342	118.84
35/64	1MT*	4-7/8	8-1/4	1303-035	19.93	1305-035	39.86	–	–	–	–
35/64	2MT	4-7/8	8-3/4	1301-035	15.63	1304-035	35.85	1360-352	32.40	3000-352	124.91
9/16	1MT*	4-7/8	8-1/4	1303-036	18.70	1305-036	37.40	–	–	–	–
9/16	2MT	4-7/8	8-3/4	1301-036	14.61	1304-036	33.45	1360-362	30.50	3000-362	120.45
37/64	1MT*	4-7/8	8-1/4	1303-037	10.95	1305-037	42.26	–	–	–	–
37/64	2MT	4-7/8	8-3/4	1301-037	16.60	1304-037	38.30	1360-372	34.90	3000-372	130.74
19/32	2MT	4-7/8	8-3/4	1301-038	15.71	1304-038	37.62	1360-382	32.35	3000-382	126.09
39/64	2MT	4-7/8	8-3/4	1301-039	17.36	1304-039	37.62	1360-392	37.10	3000-392	148.79
5/8	1MT*	4-7/8	8-1/4	1303-040	24.00	–	–	–	–	–	–
5/8	2MT	4-7/8	8-3/4	1301-040	15.96	1304-040	37.62	1360-402	34.70	3000-402	143.46
5/8	3MT*	4-7/8	9-1/2	1306-040	13.20	–	–	–	–	–	–
41/64	2MT	5-1/8	9	1301-041	19.13	1304-041	41.44	–	–	3000-412	157.75
41/64	3MT*	5-1/8	9-3/4	1306-041	34.02	1306-141	56.71	1360-413	41.85	–	–
21/32	2MT	5-1/8	9	1301-042	17.81	1304-042	41.44	–	–	3000-422	152.11
21/32	3MT*	5-1/8	9-3/4	1306-042	32.60	1306-142	56.71	1360-423	39.65	–	–
43/64	2MT	5-3/8	9-1/4	1301-043	20.53	1304-043	44.47	–	–	3000-432	152.84
43/64	3MT*	5-3/8	10	1306-043	36.52	1306-143	60.85	1360-433	45.70	–	–
11/16	2MT	5-3/8	9-1/4	1301-044	18.54	1304-044	41.95	–	–	3000-442	147.38
11/16	3MT*	5-3/8	10	1306-044	35.75	1306-144	59.59	1360-443	42.30	–	–
45/64	2MT	5-5/8	9-1/2	1301-045	21.38	1304-045	46.32	–	–	3000-452	159.53
45/64	3MT*	5-5/8	10-1/4	1306-045	39.52	1306-145	65.86	1360-453	49.85	–	–
23/32	2MT	5-5/8	9-1/2	1301-046	19.85	1304-046	46.32	–	–	3000-462	151.38
23/32	3MT*	5-5/8	10-1/4	1306-046	38.34	1306-146	65.86	1360-463	46.15	–	–
47/64	2MT	5-7/8	9-3/4	1301-047	22.70	1304-047	49.19	–	–	3000-472	162.68
47/64	3MT*	5-7/8	10-1/2	1306-047	42.77	1306-147	71.28	1360-473	53.10	–	–
3/4	2MT	5-7/8	9-3/4	1301-048	21.63	1304-048	46.85	–	–	3000-482	154.50
3/4	3MT*	5-7/8	10-1/2	1306-048	40.37	1306-148	66.91	1360-483	49.05	–	–
49/64	2MT	6	9-7/8	1301-049	27.29	1304-049	59.14	–	–	3000-492	172.98
49/64	3MT*	6	10-5/8	1306-049	47.56	1306-149	79.25	1360-493	55.80	–	–

* Alternate Shank

(Continued)

Taper Shank Drills (cont'd.)

WARNING: This product contains Cobalt and/or Nickel and/or Lead a chemical known to the state of California to cause cancer or birth defects or other reproductive harm. For more information: www.prop65.ca.gov. WARNING: Cutting tools may shatter. Always wear approved safety glasses and mask when regrinding.

High Speed Steel, Cobalt, & Carbide Tipped

				HIGH SPEED STEEL				COBALT		CARBIDE TIPPED	
				Pittsburg® ALLEGHANY [3]		ALLEGIANCE® AMERICAN MADE [2]		Pittsburg® ALLEGHANY [2]		Pittsburg® ALLEGHANY [2]	
DIAM.	TAPER SHANK NO.	FLUTE LENGTH	OVERALL LENGTH	ORDER NO.	PRICE EACH	ORDER NO.	PRICE EACH	ORDER NO.	PRICE EACH	ORDER NO.	PRICE EACH
25/32	2MT	6	9-7/8	1301-050	$26.09	1304-050	$61.43	–	–	3000-502	$169.08
25/32	3MT*	6	10-5/8	1306-050	44.14	1306-150	80.35	1360-503	$51.60	–	–
51/64	2MT*	6-1/8	10	1303-051	36.48	1305-051	79.64	–	–	–	–
51/64	3MT	6-1/8	10-3/4	1301-051	29.88	1304-051	64.75	1360-513	57.50	3000-513	174.79
13/16	2MT*	6-1/8	10	1303-052	33.34	1305-052	73.76	–	–	–	–
13/16	3MT	6-1/8	10-3/4	1301-052	26.75	1304-052	62.83	1360-523	53.25	3000-523	183.46
53/64	2MT*	6-1/8	10	1303-053	38.83	1305-053	85.37	–	–	–	–
53/64	3MT	6-1/8	10-3/4	1301-053	31.18	1304-053	69.82	1360-533	62.80	3000-533	197.41
27/32	2MT*	6-1/8	10	1303-054	35.66	1305-054	85.37	–	–	–	–
27/32	3MT	6-1/8	10-3/4	1301-054	29.02	1304-054	69.82	1360-543	62.05	3000-543	196.51
55/64	2MT*	6-1/8	10	1303-055	40.50	1305-055	90.09	–	–	–	–
55/64	3MT	6-1/8	10-3/4	1301-055	32.26	1304-055	72.61	1360-553	69.40	3000-553	186.08
7/8	2MT*	6-1/8	10	1303-056	36.64	1305-056	90.09	–	–	–	–
7/8	3MT	6-1/8	10-3/4	1301-056	29.69	1304-056	68.38	1360-563	62.05	3000-563	186.08
57/64	2MT*	6-1/8	10	1303-057	41.76	1305-057	96.54	–	–	–	–
57/64	3MT	6-1/8	10-3/4	1301-057	32.97	1304-057	74.40	1360-573	75.15	3000-573	198.10
29/32	2MT*	6-1/8	10	1303-058	38.35	1305-058	96.54	–	–	–	–
29/32	3MT	6-1/8	10-3/4	1301-058	31.71	1304-058	73.54	1360-583	72.95	3000-583	199.43
59/64	3MT	6-1/8	10-3/4	1301-059	33.38	1304-059	75.65	1360-593	78.95	3000-593	201.68
15/16	2MT*	6-1/8	10	1303-060	39.40	–	–	–	–	–	–
15/16	3MT	6-1/8	10-3/4	1301-060	29.82	1304-060	75.65	1360-603	72.95	3000-603	202.30
15/16	4MT*	5-1/8	10-3/4	1306-060	22.20	–	–	–	–	–	–
61/64	2MT*	6-1/4	10-1/4	1303-061	40.89	–	–	–	–	–	–
61/64	3MT	6-3/8	11	1301-061	29.82	1304-061	81.45	1360-613	87.10	3000-613	213.91
31/32	3MT	6-3/8	11	1301-062	32.74	1304-062	81.45	1360-623	82.50	3000-623	210.88
63/64	2MT*	6-1/4	10-1/4	1303-063	43.01	–	–	–	–	–	–
63/64	3MT	6-3/8	11	1301-063	36.41	1304-063	83.19	1360-633	90.20	3000-633	220.93
1	2MT*	6-1/8	10	1303-064	49.61	1305-064	104.68	–	–	–	–
1	3MT	6-3/8	11	1301-064	33.31	1304-064	76.36	1360-643	82.50	3000-643	207.49
1	4MT*	6-3/8	12	1306-064	64.31	1306-164	107.17	–	–	–	–
1-1/64	3MT	6-1/2	11-1/8	1301-065	41.42	1304-065	89.75	–	–	–	–
1-1/32	3MT	6-1/2	11-1/8	1301-066	36.62	1304-066	92.96	–	–	3000-663	268.53
1-1/32	4MT*	6-1/2	12-1/8	1306-066	72.48	1306-166	120.78	1360-664	114.85	–	–
1-3/64	2MT*	6-5/8	10-5/8	1303-067	31.00	–	–	–	–	–	–
1-3/64	3MT	6-5/8	11-1/4	1301-067	43.53	1304-067	100.71	–	–	–	–
1-1/16	3MT	6-5/8	11-1/4	1301-068	38.25	1304-068	94.90	1360-683	118.35	3000-683	259.88
1-1/16	4MT*	6-5/8	12-1/4	1306-068	75.73	1306-168	126.22	1360-684	105.70	–	–
1-5/64	3MT*	6-7/8	11-1/2	1303-069	64.63	1305-069	141.57	–	–	–	–
1-5/64	4MT	6-7/8	12-1/2	1301-069	50.21	1304-069	108.77	–	–	3000-694	270.00
1-3/32	3MT*	6-7/8	11-1/2	1303-070	58.25	1305-070	141.57	–	–	–	–
1-3/32	4MT	6-7/8	12-1/2	1301-070	45.23	1304-070	108.77	1360-704	125.30	3000-704	281.25
1-7/64	3MT*	7-1/8	11-3/4	1303-071	74.14	1305-071	145.86	–	–	–	–
1-7/64	4MT	7-1/8	12-3/4	1301-071	52.20	1304-071	113.09	–	–	–	–
1-1/8	3MT*	7-1/8	11-3/4	1303-072	60.51	1305-072	145.04	–	–	–	–
1-1/8	4MT	7-1/8	12-3/4	1301-072	47.02	1304-072	111.07	1360-724	115.65	3000-724	288.23
1-9/64	3MT*	7-1/4	11-7/8	1303-073	69.70	1305-073	162.16	–	–	–	–
1-9/64	4MT	7-1/4	12-7/8	1301-073	55.32	1304-073	119.86	–	–	3000-734	332.78
1-5/32	3MT*	7-1/4	11-7/8	1303-074	65.91	1305-074	162.16	–	–	–	–
1-5/32	4MT	7-1/4	12-7/8	1301-074	49.20	1304-074	119.86	1360-744	142.40	3000-744	326.25
1-11/64	3MT*	7-3/8	12	1303-075	71.97	1305-075	157.87	–	–	–	–
1-11/64	4MT	7-3/8	13	1301-075	55.94	1304-075	121.20	–	–	3000-754	336.21
1-3/16	3MT*	7-3/8	12	1303-076	67.25	1305-076	157.87	–	–	–	–
1-3/16	4MT	7-3/8	13	1301-076	51.23	1304-076	121.20	1360-764	131.10	3000-764	329.63
1-13/64	3MT*	7-1/2	12-1/8	1303-077	77.23	1305-077	179.15	–	–	–	–
1-13/64	4MT	7-1/2	13-1/8	1301-077	59.86	1304-077	129.70	–	–	3000-774	355.84
1-7/32	3MT*	7-1/2	12-1/8	1303-078	72.22	1305-078	179.15	–	–	–	–
1-7/32	4MT	7-1/2	13-1/8	1301-078	55.13	1304-078	129.70	1360-784	162.00	3000-784	348.75
1-15/64	3MT*	7-7/8	12-1/2	1303-079	84.18	1305-079	179.15	–	–	–	–
1-15/64	4MT	7-7/8	13-1/2	1301-079	65.29	1304-079	141.45	–	–	3000-794	360.31
1-1/4	3MT*	7-7/8	12-1/2	1303-080	79.27	1305-080	170.74	–	–	–	–
1-1/4	4MT	7-7/8	13-1/2	1301-080	57.64	1304-080	137.15	1360-804	149.40	3000-804	353.25
1-17/64	4MT	8-1/2	14-1/8	1301-081	75.27	1304-081	163.09	–	–	–	–
1-9/32	4MT	8-1/2	14-1/8	1301-082	71.88	1304-082	167.31	1360-824	208.80	–	–
1-19/64	4MT	8-5/8	14-1/4	1301-083	57.45	1304-083	173.63	–	–	–	–
1-5/16	3MT*	8-5/8	13-1/4	1303-084	95.50	1305-084	236.38	–	–	–	–
1-5/16	4MT	8-5/8	14-1/4	1301-084	72.34	1304-084	167.31	1360-844	175.10	–	–
1-5/16	5MT	8-5/8	14-1/4	–	–	–	–	1360-845	208.80	–	–
1-21/64	4MT	8-3/4	14-3/8	1301-085	82.86	1304-085	179.52	–	–	–	–
1-11/32	4MT	8-3/4	14-3/8	1301-086	77.17	1304-086	179.52	1360-864	224.10	–	–
1-23/64	3MT*	8-7/8	13-1/2	1303-087	97.34	–	–	–	–	–	–
1-23/64	4MT	8-7/8	14-1/2	1301-087	84.65	1304-087	183.40	–	–	–	–
1-3/8	3MT*	8-7/8	13-1/2	1303-088	103.34	1305-088	253.71	–	–	–	–
1-3/8	4MT	8-7/8	14-1/2	1301-088	77.59	1304-088	183.40	1360-884	187.75	3000-884	432.35
1-3/8	5MT	8-7/8	14-1/2	–	–	–	–	1360-885	224.10	–	–

* Alternate Shank

(Continued)

Taper Shank Drills (cont'd.)

WARNING: This product contains Cobalt and/or Nickel and/or Lead a chemical known to the state of California to cause cancer or birth defects or other reproductive harm. For more information: www.prop65.ca.gov. **WARNING:** Cutting tools may shatter. Always wear approved safety glasses and mask when regrinding.

High Speed Steel, Cobalt, & Carbide Tipped

				HIGH SPEED STEEL [3]		HIGH SPEED STEEL [2]		COBALT [2]		CARBIDE TIPPED [2]	
				Pittsburg® ALLEGHANY		ALLEGIANCE® AMERICAN MADE		Pittsburg® ALLEGHANY		Pittsburg® ALLEGHANY	
DIAM.	TAPER SHANK NO.	FLUTE LENGTH	OVERALL LENGTH	ORDER NO.	PRICE EACH	ORDER NO.	PRICE EACH	ORDER NO.	PRICE EACH	ORDER NO.	PRICE EACH
1-25/64	4MT	9	14-5/8	1301-089	$86.97	1304-089	$188.45	–	–	–	–
1-13/32	3MT *	9	13-5/8	1303-090†	105.40	–	–	–	–	–	–
1-13/32	4MT	9	14-5/8	1301-090	83.83	1304-090	188.45	1360-904	$242.20	–	–
1-27/64	4MT	9-1/8	14-3/4	1301-091	90.08	1304-091	195.16	–	–	–	–
1-7/16	3MT *	9-1/8	13-3/4	1303-092	113.98	1305-092	264.75	–	–	–	–
1-7/16	4MT	9-1/8	14-3/4	1301-092	83.87	1304-092	195.16	1360-924	202.95	–	–
1-7/16	5MT	9-1/8	14-3/4	–	–	–	–	1360-925	242.20	–	–
1-29/64	3MT *	9-1/4	13-7/8	1303-093†	66.55	–	–	–	–	–	–
1-29/64	4MT	9-1/4	14-7/8	1301-093	94.73	1304-093	204.40	–	–	–	–
1-15/32	3MT	9-1/4	14-7/8	–	–	1305-094	288.63	–	–	–	–
1-15/32	4MT	9-1/4	14-7/8	1301-094	90.31	1304-094	204.40	1360-944	260.00	–	–
1-31/64	4MT	9-3/8	15	1301-095	97.22	1304-095	210.64	–	–	–	–
1-1/2	3MT *	9-3/8	14	1303-096	120.00	1305-096	288.63	–	–	–	–
1-1/2	4MT	9-3/8	15	1301-096	89.19	1304-096	210.64	1360-964	217.90	3000-964	$474.25
1-1/2	5MT	9-1/2	16-1/2	–	–	–	–	1360-965	260.00	–	–
1-33/64	4MT *	9-3/8	15	1303-097	135.60	1305-097	341.74	–	–	–	–
1-33/64	5MT	9-3/8	16-3/8	1301-097	125.14	1304-097	341.74	–	–	–	–
1-17/32	4MT *	9-3/8	15	1303-098	126.77	1305-098	311.45	–	–	–	–
1-17/32	5MT	9-3/8	16-3/8	1301-098	104.07	1304-098	271.13	1360-985	374.40	–	–
1-35/64	4MT *	9-5/8	15-1/4	1303-099	144.27	1305-099	359.40	–	–	–	–
1-35/64	5MT	9-5/8	16-5/8	1301-099	133.06	1304-099	359.40	–	–	–	–
1-9/16	4MT *	9-5/8	15-1/4	1303-100	135.66	1305-100	311.45	–	–	–	–
1-9/16	5MT	9-5/8	16-5/8	1301-100	108.00	1304-100	271.13	1361-005	374.40	–	–
1-37/64	4MT *	9-7/8	15-1/2	1303-101	153.31	1305-101	359.40				
1-37/64	5MT	9-7/8	16-7/8	1301-101	141.77	1304-101	359.40	–	–	–	–
1-19/32	4MT *	9-7/8	15-1/2	1303-102	145.00	1305-102	314.57	–	–	–	–
1-19/32	5MT	9-7/8	16-7/8	1301-102	117.78	1304-102	271.13	–	–	–	–
1-39/64	4MT *	10	15-5/8	1303-103	159.21	1305-103	368.94	–	–	–	–
1-39/64	5MT	10	17	1301-103	148.50	1304-103	368.94	–	–	–	–
1-5/8	4MT *	10	15-5/8	1303-104	148.28	1305-104	325.23	–	–	–	–
1-5/8	5MT	10	17	1301-104	116.66	1304-104	278.85	1361-045	329.40	–	–
1-41/64	4MT *	10-1/8	15-3/4	1303-105	171.63	1305-105	386.36	–	–	–	–
1-41/64	5MT	10-1/8	17-1/8	1301-105	158.20	1304-105	386.36	–	–	–	–
1-21/32	4MT *	10-1/8	15-3/4	1303-106	98.80	1305-106	352.30	–	–	–	–
1-21/32	5MT	10-1/8	17-1/8	1301-106	126.67	1304-106	296.01	–	–	–	–
1-43/64	4MT *	10-1/8	15-3/4	1303-107	178.15	1305-107	420.64	–	–	–	–
1-43/64	5MT	10-1/8	17-1/8	1301-107	164.34	1304-107	420.64	–	–	–	–
1-11/16	4MT *	10-1/8	15-3/4	1303-108	166.24	1305-108	357.45	–	–	–	–
1-11/16	5MT	10-1/8	17-1/8	1301-108	128.59	1304-108	304.59	1361-084	380.70	–	–
1-45/64	4MT *	10-1/8	15-3/4	1303-109	183.49	1305-109	420.64	–	–	–	–
1-45/64	5MT	10-1/8	17-1/8	1301-109	169.69	1304-109	420.64	–	–	–	–
1-23/32	4MT *	10-1/8	15-3/4	1303-110	170.06	1305-110	394.13	–	–	–	–
1-23/32	5MT	10-1/8	17-1/8	1301-110	136.26	1304-110	321.75	–	–	–	–
1-47/64	4MT *	10-3/8	16-1/4	1303-111	201.84	1305-111	438.10	–	–	–	–
1-47/64	5MT	10-1/8	17-1/8	1301-111	179.69	1304-111	438.10	–	–	–	–
1-3/4	4MT *	10-3/8	16-1/4	1303-112	161.33	1305-112	398.97	–	–	–	–
1-3/4	5MT	10-1/8	17-1/8	1301-112	151.48	1304-112	321.75	1361-125	380.70	–	–
1-49/64	5MT	10-1/8	17-1/8	1301-113	118.10	–	–	–	–	–	–
1-25/32	4MT *	10-3/8	16-1/4	1303-114	195.69	1305-114	402.40	–	–	–	–
1-25/32	5MT	10-1/8	17-1/8	1301-114	144.45	1304-114	338.91	–	–	–	–
1-51/64	5MT	10-1/8	17-1/8	1301-115	210.10	–	–	–	–	–	–
1-13/16	4MT *	10-3/8	16-1/4	1303-116	195.69	1305-116	427.28	–	–	–	–
1-13/16	5MT	10-1/8	17-1/8	1301-116	161.46	1304-116	359.67	1361-165	406.80	–	–
1-53/64	5MT	10-1/8	17-1/8	1301-117	239.58	–	–	–	–	–	–
1-27/32	4MT *	10-3/8	16-1/4	1303-118	208.51	1305-118	454.79	–	–	–	–
1-27/32	5MT	10-1/8	17-1/8	1301-118	170.23	1304-118	359.67	–	–	–	–
1-55/64	5MT	10-1/8	17-3/8	1301-119	239.58	–	–	–	–	–	–
1-7/8	4MT *	10-1/2	16-1/2	1303-120	208.51	1305-120	454.79	–	–	–	–
1-7/8	5MT	10-3/8	17-3/8	1301-120	168.95	1304-120	359.67	1361-205	406.80	–	–
1-57/64	5MT *	10-3/8	17-3/8	1301-121	239.58	1305-121	506.22	–	–	–	–
1-29/32	4MT *	10-1/2	16-1/2	1303-122	224.15	1305-122	468.00	–	–	–	–
1-29/32	5MT	10-3/8	17-3/8	1301-122	178.01	1304-122	373.23	–	–	–	–
1-59/64	5MT	10-3/8	17-3/8	1301-123	190.84	–	–	–	–	–	–
1-15/16	4MT *	10-5/8	16-5/8	1303-124	224.15	1305-124	497.21	–	–	–	–
1-15/16	5MT	10-3/8	17-3/8	1301-124	239.58	1304-124	386.10	1361-245	475.65	–	–
1-61/64	5MT	10-3/8	17-3/8	1301-125	178.01	–	–	–	–	–	–
1-31/32	4MT *	10-5/8	16-5/8	1303-126	228.04	1305-126	580.87	–	–	–	–
1-31/32	5MT	10-3/8	17-3/8	1301-126	196.04	1304-126	399.83	–	–	–	–
1-63/64	5MT	10-3/8	17-3/8	1301-127	249.74	–	–	–	–	–	–
2	4MT *	10-5/8	16-5/8	1303-128	232.28	1305-128	487.06	–	–	–	–
2	5MT	10-3/8	17-3/8	1301-128	197.35	1304-128	399.83	1361-285	475.65	–	–

* Alternate Shank

(Continued)

Taper Shank Drills (cont'd.)

WARNING: This product contains Cobalt and/or Nickel and/or Lead a chemical known to the state of California to cause cancer or birth defects or other reproductive harm. For more information: www.prop65.ca.gov. WARNING: Cutting tools may shatter. Always wear approved safety glasses and mask when regrinding.

High Speed Steel

DIAM.	TAPER SHANK NO.	FLUTE LENGTH	OVERALL LENGTH	Pittsburg® ALLEGHANY [3] ORDER NO.	PRICE EACH	ALLEGIANCE® AMERICAN MADE [2] ORDER NO.	PRICE EACH
2-1/32	4MT	10-1/4	17-3/8	–	–	1305-130	$633.39
2-1/32	5MT	10-1/4	17-3/8	1301-130	$227.55	1304-130	633.39
2-1/16	4MT	10-1/4	16-1/4	1303-132	281.16	1305-132	633.39
2-1/16	5MT	10-1/4	17-3/8	1301-132	208.85	1304-132	597.17
2-3/32	4MT	10-1/4	17-3/8	–	–	1305-134	680.19
2-3/32	5MT	10-1/4	17-3/8	1301-134	262.53	1304-134	680.19
2-1/8	4MT	10-1/4	16-1/4	1303-136	281.16	1305-136	680.19
2-1/8	5MT	10-1/4	17-3/8	1301-136	281.16	1304-136	609.31
2-5/32	4MT	10-1/4	17-3/8	–	–	1305-138	694.98
2-5/32	5MT	10-1/4	17-3/8	1301-138	281.16	1304-138	694.98
2-3/16	4MT	10-1/4	16-1/4	1303-140	296.54	1305-140	694.98
2-3/16	5MT	10-1/4	17-3/8	1301-140	296.54	1304-140	625.04
2-7/32	4MT	10-1/8	17-3/8	–	–	1305-142	694.98
2-7/32	5MT	10-1/8	17-3/8	1301-142	296.54	1304-142	694.98
2-1/4	4MT	10-1/8	16-1/8	1303-144	311.57	1305-144	694.98
2-1/4	5MT	10-1/8	17-3/8	1301-144	311.57	1304-144	642.93
2-9/32	5MT	10-1/8	17-3/8	1301-146	311.57	1304-146	764.14
2-5/16	4MT	10-1/8	16-1/8	1303-148	342.72	1305-148	764.14
2-5/16	5MT	10-1/8	17-3/8	1301-148	311.57	1304-148	729.69
2-11/32	5MT	10-1/8	17-3/8	1301-150	311.57	1304-150	901.00
2-3/8	4MT	10-1/8	16-1/8	1303-152	436.63	1305-152	901.00
2-3/8	5MT	10-1/8	17-3/8	1301-152	296.62	1304-152	790.05
2-13/32	5MT	11-1/4	18-3/4	1301-154	370.77	1304-154	944.32
2-7/16	4MT	11-1/4	17-1/4	1303-156	449.86	1305-156	944.32
2-7/16	5MT	11-1/4	18-3/4	1301-156	363.18	1304-156	849.75
2-15/32	5MT	11-1/4	18-3/4	1301-158	396.78	–	–
2-1/2	4MT	11-1/4	17-1/4	1303-160	494.50	1305-160	944.32
2-1/2	5MT	11-1/4	18-3/4	1301-160	446.88	1304-160	849.75
2-9/16	5MT	11-7/8	19-1/2	1301-164	463.68	1304-164	1012.96
2-19/32	5MT	11-7/8	19-1/2	1301-166	513.80	1304-166	1115.49
2-5/8	4MT	11-7/8	18	1303-168	363.20	1305-168	1012.96
2-5/8	5MT	11-7/8	19-1/2	1301-168	489.33	1304-168	1013.09
2-11/16	5MT	12-3/4	20-3/8	1301-172	501.27	1304-172	1115.49
2-3/4	4MT	12-3/4	19-1/8	1303-176	408.70	1305-176	1192.78
2-3/4	5MT	12-3/4	20-3/8	1301-176	538.89	1304-176	1158.30
2-25/32	5MT	13-3/8	21-1/8	1301-178	617.23	1304-178	1362.17
2-13/16	5MT	13-3/8	21-1/8	1301-180	592.19	1304-180	1220.51
2-7/8	5MT	13-3/8	21-1/8	1301-184	614.94	1304-184	1362.17
2-15/16	5MT	14	21-3/4	1301-188	637.77	1304-188	1443.38
2-31-32	5MT	14	21-3/4	–	–	1304-190	1862.72
3	5MT	14	21-3/4	1301-192	713.90	1304-192	1493.01
3-1/16	5MT	14-5/8	24-5/8	–	–	1305-196	1862.72
3-1/16	6MT	14-5/8	24-5/8	1301-196	805.46	1304-196	1862.72
3-1/8	5MT *	14-5/8	22	1303-200	559.20	1305-200	1973.40
3-1/8	6MT	14-1/4	24-1/2	1301-200	852.00	1304-200	1973.40
3-3/16	5MT	14-5/8	24-1/2	–	–	1305-204	2124.41
3-3/16	6MT	14-5/8	24-1/2	1301-204	958.80	1304-204	2124.41
3-1/4	5MT *	15-1/2	23	1303-208	982.08	1305-208	2124.41
3-1/4	6MT	15-1/2	25-1/2	1301-208	982.08	1304-208	2124.41
3-5/16	5MT	15-1/2	25-1/2	–	–	1305-212	2348.78
3-5/16	6MT	15-1/2	25-1/2	1301-212	1108.80	1304-212	2348.78
3-3/8	5MT	15-1/2	25-1/2	–	–	1305-216	2511.37
3-3/8	6MT	15-1/2	25-1/2	1301-216	1267.20	1304-216	2511.37
3-7/16	5MT	15-1/2	25-1/2	–	–	1305-220	3159.59
3-7/16	6MT	15-1/2	25-1/2	1301-220	1488.96	1304-220	3159.59
3-1/2	5MT *	16-1/4	24	1303-224	1576.08	1305-224	3159.59
3-1/2	6MT	16-3/8	26-1/2	1301-224	1576.08	1304-224	3159.59
3-5/8	6MT	16-3/8	26-1/2	1301-232	1083.25	1304-232	3273.27
3-3/4	6MT	16-3/8	26-1/2	1301-240	2352.24	1304-240	4011.15
3-7/8	6MT	16-3/8	26-1/2	1301-248	1252.50	1304-248	4624.62
4	6MT	17-3/8	27-1/2	1301-256	3483.92	1304-256	5053.62

* Alternate Shank

Letter Sizes

DIAM.	FLUTE LENGTH	OVERALL LENGTH	SHANK NO.	Pittsburg® ALLEGHANY [1] ORDER NO.	PRICE EACH	ALLEGIANCE® AMERICAN MADE [1] ORDER NO.	PRICE EACH
A	2-7/8	6-1/8	1	1321-001	$6.20	1322-001	$23.49
B	2-7/8	6-1/8	1	1321-002	6.20	1322-002	23.49
C	2-7/8	6-1/8	1	1321-003	6.20	1322-003	23.49
D	2-7/8	6-1/8	1	1321-004	5.50	1322-004	20.84
E	2-7/8	6-1/8	1	1321-005	POA	1322-005	18.38
F	3	6-1/4	1	1321-006	5.45	1322-006	20.66
G	3	6-1/4	1	1321-007	6.50	1322-007	24.62
H	3	6-1/4	1	1321-008	6.50	1322-008	24.62
I	3	6-1/4	1	1321-009	6.50	1322-009	24.62
J	3	6-1/4	1	1321-010	6.00	1322-010	22.72
K	3	6-1/4	1	1321-011	6.85	1322-011	25.84
L	3-1/8	6-3/8	1	1321-012	6.85	1322-012	25.84
M	3-1/8	6-3/8	1	1321-013	6.85	1322-013	25.84
N	3-1/8	6-3/8	1	1321-014	6.85	1322-014	25.84
O	3-1/4	6-1/2	1	1321-015	8.10	1322-015	30.65
P	3-1/4	6-1/2	1	1321-016	8.10	1322-016	30.65
Q	3-1/4	6-1/2	1	1321-017	8.50	1322-017	32.16
R	3-1/4	6-1/2	1	1321-018	9.35	1322-018	35.37
S	3-1/2	6-3/4	1	1321-019	9.80	1322-019	37.06
T	3-1/2	6-3/4	1	1321-020	9.80	1322-020	37.06
U	3-1/2	6-3/4	1	1321-021	9.80	1322-021	37.06
V	3-5/8	7	1	1321-022	10.35	1322-022	39.07
W	3-5/8	7	1	1321-023	10.35	1322-023	39.07
X	3-5/8	7	1	1321-024	10.65	1322-024	40.27
Y	3-5/8	7	1	1321-025	10.65	1322-025	40.27
Z	3-7/8	7-1/4	1	1321-026	11.15	1322-026	42.08

Wire Gage Sizes

DIA.	SHANK NO.	Pittsburg® ALLEGHANY [1] ORDER NO.	PRICE EACH	ALLEGIANCE® AMERICAN MADE [1] ORDER NO.	PRICE EACH
1	1	1311-001	$6.00	1312-001	$22.65
2	1	1311-002	6.00	1312-002	22.65
3	1	1311-003	6.00	1312-003	22.65
4	1	1311-004	6.00	1312-004	22.65
5	1	1311-005	6.00	1312-005	22.65
6	1	1311-006	6.00	1312-006	22.65
7	1	1311-007	5.70	1312-007	21.62
8	1	1311-008	5.70	1312-008	21.62
9	1	1311-009	5.70	1312-009	21.62
10	1	1311-010	16.63	1312-010	21.62
11	1	1311-011	16.63	1312-011	21.62
12	1	1311-012	16.63	1312-012	21.62
13	1	1311-013	16.63	1312-013	21.62
14	1	1311-014	16.63	1312-014	21.62
15	1	1311-015	16.63	1312-015	21.62
16	1	1311-016	16.63	1312-016	21.62
17	1	1311-017	16.63	1312-017	21.62
18	1	1311-018	16.63	1312-018	21.62
19	1	1311-019	16.63	1312-019	21.62
20	1	1311-020	5.40	1312-020	20.29
21	1	1311-021	5.40	1312-021	20.29
22	1	1311-022	5.40	1312-022	20.29
23	1	1311-023	5.40	1312-023	20.29
24	1	1311-024	5.40	1312-024	20.29
25	1	1311-025	5.40	1312-025	20.29
26	1	1311-026	5.40	1312-026	20.29
27	1	1311-027	5.40	1312-027	20.29
28	1	1311-028	5.40	1312-028	20.29
29	1	1311-029	5.40	1312-029	20.29
30	1	1311-030	5.40	1312-030	20.29
31	1	1311-031	4.75	–	–
32	1	1311-032	4.75	–	–
33	1	1311-033	4.75	–	–
34	1	1311-034	4.75	–	–
35	1	1311-035	4.75	–	–
36	1	1311-036	4.75	–	–

Taper Shank Drills – Extra Long

High Speed Steel, 8” thru 36” OAL

WARNING: This product contains Cobalt and/or Nickel and/or Lead a chemical known to the state of California to cause cancer or birth defects or other reproductive harm. For more information: www.prop65.ca.gov. **WARNING:** Cutting tools may shatter. Always wear approved safety glasses and mask when regrinding.

Pittsburg® ALLEGHANY 3



HOW TO DETERMINE TS DRILL FLUTE LENGTHS IF OVERALL LENGTH IS:	10”	12”	16”	18”	30”	36”
THEN APPROXIMATE FLUTE LENGTH IS (+/– 3/4”)						
MT1	6-3/4"	8-3/4"	12-3/4"	14-3/4"	26-3/4"	
MT2	6-1/4"	8-1/4"	12-1/4"	14-1/4"	26-1/4"	32-1/4"
MT3		7-5/8"	11-5/8"	13-5/8"	25-5/8"	31-5/8"
MT4			10-11/16"	12-11/16"	24-11/16"	31-11/16"
MT5			8-1/2"	11-1/2"	23-1/2"	29-1/2"
MT6					21"	27"

DIAM.	OVERALL LENGTH	TAPER SHANK NO.	ORDER NO.	PRICE EACH
1/8	8	1MT	1708-081†	$6.75
1/8	10	1MT	1708-101†	7.50
1/8	12	1MT	1708-121	16.25
9/64	8	1MT	1709-081†	6.75
9/64	10	1MT	1709-101†	7.50
9/64	12	1MT	1709-121†	8.30
9/64	15	1MT	1709-151†	10.95
5/32	8	1MT	1710-081†	6.75
5/32	10	1MT	1710-101†	7.50
5/32	12	1MT	1710-121†	8.30
5/32	15	1MT	1710-151†	10.95
5/32	18	1MT	1710-181†	24.00
11/64	8	1MT	1711-081†	6.75
11/64	10	1MT	1711-101†	7.50
11/64	10	2MT	1711-102†	7.50
11/64	12	1MT	1711-121†	8.30
11/64	15	1MT	1711-151†	10.95
11/64	18	1MT	1711-181†	24.00
3/16	8	1MT	1712-081†	6.75
3/16	10	1MT	1712-101†	7.50
3/16	12	1MT	1712-121	16.25
3/16	15	1MT	1712-151	21.50
3/16	16	1MT	1712-161†	22.60
3/16	18	1MT	1712-181	39.90
13/64	8	1MT	1713-081†	7.50
13/64	10	1MT	1713-101†	8.30
13/64	12	1MT	1713-121	19.85
13/64	15	1MT	1713-151	23.65
13/64	18	1MT	1713-181†	25.75
7/32	8	1MT	1714-081†	7.50
7/32	10	1MT	1714-101†	8.30
7/32	10	2MT	1714-102†	8.30
7/32	12	1MT	1714-121	18.05
7/32	15	1MT	1714-151	21.50
7/32	16	1MT	1714-161†	22.60
7/32	18	1MT	1714-181	39.90
15/64	8	1MT	1715-081†	7.50
15/64	10	1MT	1715-101†	8.30
15/64	12	1MT	1715-121	19.85
15/64	15	1MT	1715-151	23.65
15/64	18	1MT	1715-181†	25.75
1/4	8	1MT	1716-081†	7.50
1/4	10	1MT	1716-101†	8.30
1/4	12	1MT	1716-121	17.08
1/4	15	1MT	1716-151	21.50
1/4	18	1MT	1716-181	39.90
1/4	24	1MT	1716-241	86.65
17/64	8	1MT	1717-081†	8.35
17/64	12	1MT	1717-121	20.20
17/64	15	1MT	1717-151	23.00
17/64	16	1MT	1717-161†	24.20
17/64	18	1MT	1717-181	32.78
17/64	22	1MT	1717-221†	25.75
9/32	8	1MT	1718-081†	8.35
9/32	10	1MT	1718-101†	9.30
9/32	12	1MT	1718-121	17.94
9/32	12	2MT*	1718-122†	20.20
9/32	15	1MT	1718-151	23.86
9/32	18	1MT	1718-181	39.90
9/32	24	1MT	1718-241	86.65
9/32	30	1MT	1718-301†	51.35

* Alternate Shank † Limited Quantities

DIAM.	OVERALL LENGTH	TAPER SHANK NO.	ORDER NO.	PRICE EACH
19/64	8	1MT	1719-081†	$8.90
19/64	10	1MT	1719-101†	9.90
19/64	12	1MT	1719-121	21.50
19/64	15	1MT	1719-151	24.20
19/64	16	1MT	1719-161†	25.40
19/64	18	1MT	1719-181	39.90
19/64	24	1MT	1719-241†	48.50
5/16	8	1MT	1720-081†	8.90
5/16	12	1MT	1720-121	18.98
5/16	15	1MT	1720-151	27.95
5/16	16	1MT	1720-161†	25.40
5/16	18	1MT	1720-181	31.05
5/16	24	1MT	1720-241	86.65
21/64	8	1MT	1721-081†	9.30
21/64	10	1MT	1721-101†	10.35
21/64	12	1MT	1721-121	22.50
21/64	15	1MT	1721-151	25.15
21/64	16	1MT	1721-161†	26.40
21/64	18	1MT	1721-181	39.90
11/32	8	1MT	1722-081†	9.30
11/32	12	1MT	1722-121	19.77
11/32	15	1MT	1722-151	33.47
11/32	18	1MT	1722-181	39.90
11/32	24	1MT	1722-241	86.65
23/64	12	1MT	1723-121	23.80
23/64	15	1MT	1723-151	34.33
23/64	18	1MT	1723-181	37.26
3/8	10	1MT	1724-101†	10.95
3/8	12	1MT	1724-121	20.53
3/8	15	1MT	1724-151	27.26
3/8	18	1MT	1724-181	39.33
3/8	24	1MT	1724-241	43.19
25/64	8	1MT	1725-081†	9.85
25/64	10	1MT	1725-101†	10.95
25/64	12	1MT	1725-121	23.80
25/64	15	1MT	1725-151	28.00
25/64	16	1MT	1725-161†	29.40
25/64	18	1MT	1725-181	44.20
25/64	24	1MT	1725-241	66.65
13/32	8	1MT	1726-081†	9.85
13/32	10	1MT	1726-101†	10.95
13/32	12	1MT	1726-121	23.80
13/32	15	1MT	1726-151	28.81
13/32	16	1MT	1726-161†	29.40
13/32	18	1MT	1726-181	44.20
13/32	24	1MT	1726-241	66.65
13/32	30	1MT	1726-301†	52.40
13/32	36	1MT	1726-361†	94.85
27/64	12	1MT	1727-121	23.01
27/64	15	1MT	1727-151	29.33
27/64	18	1MT	1727-181	39.61
27/64	18	2MT*	1727-182†	44.20
27/64	24	1MT	1727-241	66.65
7/16	8	1MT	1728-081†	9.85
7/16	12	1MT	1728-121	23.81
7/16	15	1MT	1728-151	30.02
7/16	18	1MT	1728-181	42.09
7/16	18	2MT*	1728-182†	44.20
7/16	24	1MT	1728-241	60.55
29/64	8	1MT	1729-081†	10.50
29/64	10	1MT	1729-101†	11.70
29/64	12	1MT	1729-121	24.56
29/64	15	1MT	1729-151	28.00
29/64	16	1MT	1729-161†	29.40
29/64	18	1MT	1729-181	44.20
29/64	20	1MT	1729-201†	24.40
29/64	24	1MT	1729-241	67.85

DIAM.	OVERALL LENGTH	TAPER SHANK NO.	ORDER NO.	PRICE EACH
15/32	8	1MT	1730-081†	$10.50
15/32	10	1MT	1730-101†	11.70
15/32	12	1MT	1730-121	26.39
15/32	12	2MT*	1730-122†	25.40
15/32	15	1MT	1730-151	28.80
15/32	15	2MT*	1730-152†	28.80
15/32	16	1MT	1730-161†	30.30
15/32	18	1MT	1730-181	44.20
15/32	18	2MT*	1730-182†	44.20
15/32	24	1MT	1730-241	67.85
15/32	30	1MT	1730-301	58.40
15/32	36	1MT	1730-361†	102.45
31/64	10	1MT	1731-101†	11.70
31/64	10	2MT	1731-102†	11.70
31/64	12	1MT*	1731-121†	25.40
31/64	12	2MT	1731-122	26.91
31/64	15	1MT*	1731-151†	28.80
31/64	15	2MT	1731-152	28.80
31/64	16	2MT	1731-162†	30.30
31/64	18	1MT*	1731-181†	44.20
31/64	18	2MT	1731-182	45.00
31/64	24	1MT*	1731-241†	67.85
31/64	24	2MT	1731-242	67.85
31/64	27-1/2	2MT	1731-272†	49.95
1/2	12	2MT	1732-122	27.26
1/2	15	2MT	1732-152	37.95
1/2	16	2MT	1732-162†	30.30
1/2	18	2MT	1732-182	43.13
1/2	24	1MT*	1732-241†	67.85
1/2	24	2MT	1732-242	63.48
1/2	30	2MT	1732-302	62.15
33/64	10	1MT	1733-101†	12.50
33/64	10	2MT	1733-102†	12.50
33/64	12	2MT	1733-122	27.20
33/64	15	2MT	1733-152	36.10
33/64	18	2MT	1733-182	48.13
33/64	20	2MT	1733-202†	26.50
33/64	24	2MT	1733-242	71.59
17/32	12	2MT	1734-122	29.33
17/32	15	2MT	1734-152	40.37
17/32	18	1MT*	1734-181†	46.75
17/32	18	2MT	1734-182	50.03
17/32	20	2MT	1734-201†	26.50
17/32	24	2MT	1734-242	74.52
17/32	30	2MT	1734-300†	62.15
17/32	30	2MT	1734-302	62.15
17/32	36	2MT	1734-362	109.45
35/64	10	1MT	1735-101†	12.75
35/64	10	2MT	1735-102†	12.75
35/64	12	2MT	1735-122	27.70
35/64	15	1MT*	1735-151†	36.10
35/64	15	2MT	1735-152	36.10
35/64	16	1MT*	1735-161†	38.00
35/64	16	2MT	1735-162†	38.00
35/64	18	2MT	1735-182	52.44
35/64	20	3MT	1735-203†	27.55
35/64	24	2MT	1735-242	85.97
35/64	30	2MT	1735-302	69.70

(Continued)

Taper Shank Drills – Extra Long

High Speed Steel, 8” thru 36” OAL

WARNING: This product contains Cobalt and/or Nickel and/or Lead a chemical known to the state of California to cause cancer or birth defects or other reproductive harm. For more information: www.prop65.ca.gov. WARNING: Cutting tools may shatter. Always wear approved safety glasses and mask when regrinding.

Pittsburg® ALLEGHANY 3



HOW TO DETERMINE TS DRILL FLUTE LENGTHS IF OVERALL LENGTH IS:						
	10”	12”	16”	18”	30”	36”
THEN APPROXIMATE FLUTE LENGTH IS (+/– 3/4”)						
MT1	6-3/4"	8-3/4"	12-3/4"	14-3/4"	26-3/4"	
MT2	6-1/4"	8-1/4"	12-1/4"	14-1/4"	26-1/4"	32-1/4"
MT3		7-5/8"	11-5/8"	13-5/8"	25-5/8"	31-5/8"
MT4			10-11/16"	12-11/16"	24-11/16"	31-11/16"
MT5			8-1/2"	11-1/2"	23-1/2"	29-1/2"
MT6					21"	27"

DIAM.	OVERALL LENGTH	TAPER SHANK NO.	ORDER NO.	PRICE EACH
9/16	12	2MT	1736-122	$34.16
9/16	15	2MT	1736-152	46.92
9/16	16	2MT	1736-162†	38.00
9/16	18	2MT	1736-182	60.89
9/16	24	2MT	1736-242	88.49
37/64	10	2MT	1737-102†	12.75
37/64	12	2MT	1737-122	27.70
37/64	15	2MT	1737-152	48.30
37/64	16	2MT	1737-162†	38.00
37/64	18	2MT	1737-182	62.45
37/64	20	2MT	1737-202†	27.55
37/64	24	2MT	1737-242	90.08
19/32	12	2MT	1738-122	33.64
19/32	15	2MT	1738-152	48.99
19/32	16	2MT	1738-162†	38.00
19/32	18	2MT	1738-182	63.48
19/32	24	2MT	1738-242	93.15
19/32	30	2MT	1738-300†	74.00
39/64	12	2MT	1739-122	29.35
39/64	15	2MT	1739-152	38.35
39/64	18	2MT	1739-182	70.73
39/64	20	2MT	1739-202†	29.70
39/64	24	2MT	1739-242	70.45
5/8	12	2MT	1740-122	40.71
5/8	15	2MT	1740-152	54.86
5/8	16	2MT	1740-162†	40.30
5/8	18	2MT	1740-182	72.28
5/8	24	2MT	1740-242	102.47
5/8	30	2MT	1740-302	110.15
41/64	10	2MT	1741-102†	13.50
41/64	12	2MT	1741-122	29.35
41/64	15	2MT	1741-152	38.35
41/64	16	2MT	1741-162†	40.30
41/64	18	2MT	1741-182	72.62
41/64	24	2MT	1741-242	103.98
21/32	12	2MT	1742-122	41.86
21/32	15	2MT	1742-152	58.48
21/32	18	2MT	1742-182	73.59
21/32	24	2MT	1742-242	102.47
21/32	36	2MT	1742-362	150.10
43/64	10	2MT	1743-102†	13.95
43/64	12	2MT	1743-122	30.35
43/64	15	2MT	1743-152	38.35
43/64	18	2MT	1743-182	73.97
43/64	20	2MT	1743-202†	29.70
43/64	24	2MT	1743-242	108.33
11/16	12	2MT	1744-122	41.40
11/16	15	2MT	1744-152	59.34
11/16	18	2MT	1744-182	74.52
11/16	24	2MT	1744-242	104.95
11/16	30	2MT	1744-302	110.15

* Alternate Shank † Limited Quantities

DIAM.	OVERALL LENGTH	TAPER SHANK NO.	ORDER NO.	PRICE EACH
45/64	12	2MT	1745-122	$30.35
45/64	15	2MT	1745-152	38.35
45/64	16	2MT	1745-162†	40.30
45/64	18	2MT	1745-182	76.28
45/64	24	2MT	1745-242	105.50
23/32	12	2MT	1746-122	48.30
23/32	15	2MT	1746-152	66.93
23/32	18	2MT	1746-182	86.60
23/32	24	2MT	1746-242	107.09
47/64	12	2MT	1747-122	35.10
47/64	12	3MT*	1747-123†	35.10
47/64	15	2MT	1747-152	41.95
47/64	16	2MT	1747-162†	44.00
47/64	18	2MT	1747-182	88.53
47/64	20	2MT	1747-202†	33.90
47/64	24	2MT	1747-242	108.40
3/4	12	2MT	1748-122	51.23
3/4	15	2MT	1748-152	68.66
3/4	18	2MT	1748-182	90.08
3/4	24	2MT	1748-242	109.99
3/4	30	2MT	1748-302	99.90
49/64	12	2MT	1749-122	36.90
49/64	15	2MT	1749-152	50.45
49/64	18	2MT	1749-182	88.49
49/64	24	2MT	1749-242	79.00
25/32	12	2MT	1750-122	36.90
25/32	15	2MT	1750-152	50.45
25/32	16	2MT	1750-162†	53.00
25/32	18	2MT	1750-182	91.08
25/32	18	3MT*	1750-183†	58.60
25/32	24	2MT	1750-242	135.41
25/32	30	2MT	1750-302	134.05
51/64	12	3MT	1751-123	39.25
51/64	15	3MT	1751-153	50.45
51/64	16	3MT	1751-163†	53.00
51/64	18	2MT*	1751-182†	62.65
51/64	18	3MT	1751-183	93.15
51/64	20	3MT	1751-203†	35.50
51/64	24	3MT	1751-243	86.90
51/64	30	3MT	1751-303	134.05
13/16	12	2MT*	1752-122	42.20
13/16	12	3MT	1752-123	39.25
13/16	15	3MT	1752-153	74.18
13/16	18	2MT*	1752-182	67.35
13/16	18	3MT	1752-183	93.15
13/16	24	2MT*	1752-242	137.48
13/16	24	3MT	1752-243	119.55
13/16	30	3MT	1752-303	108.55
13/16	36	2MT*	1752-362†	176.50
13/16	36	3MT	1752-363	196.10
53/64	12	2MT*	1753-122†	39.25
53/64	12	3MT	1753-123	39.25
53/64	15	3MT	1753-153	50.45
53/64	16	3MT	1753-163†	53.00
53/64	18	2MT*	1753-182†	63.60
53/64	18	3MT	1753-183	94.53
53/64	24	3MT	1753-243	136.28
27/32	12	2MT*	1754-122†	39.25
27/32	12	3MT	1754-123	39.25
27/32	15	3MT	1754-153	50.45
27/32	18	3MT	1754-183	98.33
27/32	20	3MT	1754-203†	36.05

DIAM.	OVERALL LENGTH	TAPER SHANK NO.	ORDER NO.	PRICE EACH
27/32	24	3MT	1754-243	$90.85
27/32	30	3MT	1754-303	146.60
27/32	36	3MT	1754-363	206.95
55/64	12	2MT*	1755-122†	43.15
55/64	12	3MT	1755-123	43.15
55/64	15	3MT	1755-153	54.25
55/64	18	2MT*	1755-182†	65.45
55/64	18	3MT	1755-183	98.33
55/64	24	3MT	1755-243	95.00
55/64	30	3MT	1755-303	146.60
7/8	12	2MT*	1756-122	46.40
7/8	12	3MT	1756-123	43.15
7/8	15	3MT	1756-153	77.63
7/8	18	2MT*	1756-182	70.35
7/8	18	3MT	1756-183	99.88
7/8	24	2MT*	1756-242	144.38
7/8	24	3MT	1756-243	125.55
7/8	30	3MT	1756-300†	106.85
7/8	30	3MT	1756-303	118.70
7/8	36	3MT	1756-363	216.10
57/64	12	3MT	1757-123†	22.00
57/64	15	3MT	1757-153	54.25
57/64	18	3MT	1757-183	107.30
57/64	24	3MT	1757-243	95.00
29/32	15	3MT	1758-153	54.25
29/32	18	3MT	1758-183	107.30
29/32	20	3MT	1758-203†	37.10
29/32	24	3MT	1758-243	154.04
59/64	15	3MT	1759-153	84.87
59/64	18	3MT	1759-183	108.47
59/64	24	3MT	1759-243	98.95
59/64	30	3MT	1759-303	170.20
15/16	15	3MT	1760-153	91.08
15/16	18	3MT	1760-183	117.68
15/16	24	3MT	1760-243	170.78
15/16	36	3MT	1760-363	246.50
61/64	15	3MT	1761-153	59.10
61/64	16	3MT	1761-163†	62.10
61/64	18	3MT	1761-183	121.10
61/64	20	3MT	1761-203†	29.45
61/64	24	3MT	1761-243	172.33
61/64	30	3MT	1761-303	176.50
31/32	15	3MT	1762-153	59.10
31/32	16	3MT	1762-163†	62.10
31/32	18	3MT	1762-183	118.82
31/32	24	3MT	1762-243	172.36
31/32	30	3MT	1762-300†	158.85
31/32	36	3MT	1762-363	246.50
63/64	15	3MT	1763-153	63.60
63/64	18	3MT	1763-183	72.95
63/64	24	3MT	1763-243	190.96
63/64	30	3MT	1763-303	176.50
1	15	3MT	1764-153	103.16
1	18	3MT	1764-183	130.58
1	24	3MT	1764-243	190.96
1	36	3MT	1764-363	292.05
1-1/64	15	3MT	1765-153	69.20
1-1/64	18	3MT	1765-183	135.76
1-1/64	24	3MT	1765-243	115.95
1-1/64	30	3MT	1765-303	200.95
1-1/32	15	3MT	1766-153	69.20
1-1/32	18	3MT	1766-183	135.76

(Continued)

Taper Shank Drills– Extra Long

High Speed Steel, 8” thru 36” OAL

WARNING: This product contains Cobalt and/or Nickel and/or Lead a chemical known to the state of California to cause cancer or birth defects or other reproductive harm. For more information: www.prop65.ca.gov. WARNING: Cutting tools may shatter. Always wear approved safety glasses and mask when regrinding.

Pittsburg® ALLEGHANY 3



HOW TO DETERMINE TS DRILL FLUTE LENGTHS IF OVERALL LENGTH IS:						
	10”	12”	16”	18”	30”	36”
THEN APPROXIMATE FLUTE LENGTH IS (+/– 3/4”)						
MT1	6-3/4"	8-3/4"	12-3/4"	14-3/4"	26-3/4"	
MT2	6-1/4"	8-1/4"	12-1/4"	14-1/4"	26-1/4"	32-1/4"
MT3		7-5/8"	11-5/8"	13-5/8"	25-5/8"	31-5/8"
MT4			10-11/16"	12-11/16"	24-11/16"	31-11/16"
MT5			8-1/2"	11-1/2"	23-1/2"	29-1/2"
MT6					21"	27"

DIAM.	OVERALL LENGTH	TAPER SHANK NO.	ORDER NO.	PRICE EACH
1-1/32	24	3MT	1766-243	$218.90
1-1/32	28	3MT	1766-283†	98.15
1-1/32	36	3MT	1766-363	304.80
1-3/64	15	3MT	1767-153	69.20
1-3/64	18	3MT	1767-183	78.55
1-3/64	24	3MT	1767-243	115.95
1-3/64	30	3MT	1767-303	200.95
1-1/16	15	3MT	1768-153	69.20
1-1/16	16	3MT	1768-163†	72.70
1-1/16	18	3MT	1768-183	137.83
1-1/16	24	3MT	1768-243	214.28
1-1/16	30	3MT	1768-303	162.70
1-1/16	36	3MT	1768-363	313.80
1-5/64	15	4MT	1769-154	74.80
1-5/64	16	4MT	1769-164†	78.50
1-5/64	18	4MT	1769-184	84.20
1-5/64	22	4MT	1769-224†	52.50
1-5/64	24	3MT*	1769-243†	127.40
1-5/64	24	4MT	1769-244	127.40
1-5/64	30	4MT	1769-304	214.75
1-3/32	15	4MT	1770-154	74.80
1-3/32	18	3MT*	1770-183†	84.20
1-3/32	18	4MT	1770-184	140.73
1-3/32	20	4MT	1770-204†	47.75
1-3/32	24	4MT	1770-244	72.97
1-3/32	26	4MT	1770-264†	98.75
1-3/32	30	3MT*	1770-303†	214.75
1-3/32	36	4MT	1770-364	338.80
1-7/64	15	4MT	1771-154	74.80
1-7/64	18	4MT	1771-184	84.20
1-7/64	24	4MT	1771-244	127.40
1-1/8	15	4MT	1772-154	104.54
1-1/8	18	3MT*	1772-183	90.50
1-1/8	18	4MT	1772-184	140.59
1-1/8	24	3MT*	1772-243	136.95
1-1/8	24	4MT	1772-244	218.90
1-1/8	30	3MT*	1772-303	186.95
1-1/8	36	4MT	1772-364	338.80
1-9/64	15	4MT	1773-154	76.30
1-9/64	18	4MT	1773-184	93.35
1-9/64	24	4MT	1773-244	133.45
1-5/32	15	4MT	1774-154	76.30
1-5/32	18	4MT	1774-184	93.35
1-5/32	24	4MT	1774-244	133.45
1-5/32	36	4MT	1774-364	338.80
1-11/64	15	4MT	1775-154	77.15
1-11/64	16	4MT	1775-164†	81.00
1-11/64	18	4MT	1775-184	140.73
1-11/64	22	4MT	1775-224†	57.75
1-11/64	24	4MT	1775-244	133.45

* Alternate Shank † Limited Quantities
** Limited Quantities, 20" LOF

DIAM.	OVERALL LENGTH	TAPER SHANK NO.	ORDER NO.	PRICE EACH
1-3/16	15	4MT	1776-154	$77.15
1-3/16	16	3MT*	1776-163†	81.00
1-3/16	18	3MT*	1776-183	99.55
1-3/16	18	4MT	1776-184	156.63
1-3/16	24	3MT*	1776-243	143.45
1-3/16	24	4MT	1776-244	242.19
1-3/16	30	3MT*	1776-303	201.05
1-3/16	30	4MT	1776-304	187.00
1-3/16	36	4MT	1776-364	360.70
1-13/64	15	4MT	1777-154	81.85
1-13/64	16	4MT	1777-164†	86.00
1-13/64	18	4MT	1777-184	98.20
1-13/64	20	4MT	1777-204†	55.65
1-13/64	22	4MT	1777-224†	61.25
1-13/64	24	4MT	1777-244	141.30
1-7/32	15	4MT	1778-154	81.85
1-7/32	18	4MT	1778-184	156.46
1-7/32	24	4MT	1778-244	141.30
1-7/32	36	4MT	1778-364	368.45
1-15/64	15	4MT	1779-154	81.85
1-15/64	16	4MT	1779-164†	86.00
1-15/64	18	4MT	1779-184	98.20
1-15/64	24	4MT	1779-244	141.30
1-1/4	15	4MT	1780-154	122.82
1-1/4	18	3MT*	1780-183	105.55
1-1/4	18	4MT	1780-184	167.67
1-1/4	24	3MT*	1780-243	151.90
1-1/4	24	4MT	1780-244	256.16
1-1/4	36	4MT	1780-364	368.45
1-17/64	15	4MT	1781-154	91.50
1-17/64	18	4MT	1781-184	111.20
1-17/64	24	4MT	1781-244	160.00
1-17/64	30	4MT	1781-304	277.15
1-9/32	15	4MT	1782-154	91.50
1-9/32	18	4MT	1782-184	166.46
1-9/32	24	4MT	1782-244	160.00
1-9/32	30	4MT	1782-300**	249.45
1-19/64	15	4MT	1783-154	91.50
1-19/64	18	4MT	1783-184	111.20
1-19/64	24	4MT	1783-244	160.00
1-19/64	30	4MT	1783-304	277.15
1-5/16	15	4MT	1784-154	91.50
1-5/16	18	4MT	1784-184	169.53
1-5/16	24	4MT	1784-244	260.37
1-5/16	30	4MT	1784-300**	201.95
1-5/16	36	4MT	1784-360**	331.60
1-5/16	36	4MT	1784-364	368.45
1-21/64	18	4MT	1785-184	124.55
1-21/64	24	4MT	1785-244	178.95
1-11/32	16	4MT	1786-164†	114.65
1-11/32	18	4MT	1786-184	124.55
1-11/32	24	4MT	1786-244	178.95
1-11/32	36	4MT	1786-364	417.40
1-23/64	16	4MT	1787-164†	114.65
1-23/64	18	4MT	1787-184	124.55
1-23/64	24	4MT	1787-244	178.95
1-3/8	18	4MT	1788-184	219.08
1-3/8	24	4MT	1788-244	335.34
1-3/8	34	4MT	1788-344†	390.25
1-3/8	36	4MT	1788-364	417.40

DIAM.	OVERALL LENGTH	TAPER SHANK NO.	ORDER NO.	PRICE EACH
1-25/64	18	4MT	1789-184	$128.45
1-25/64	20	4MT	1789-204†	72.80
1-25/64	24	4MT	1789-244	185.00
1-13/32	18	4MT	1790-184	128.45
1-13/32	20	4MT	1790-204†	72.80
1-13/32	22	4MT	1790-224†	80.05
1-13/32	24	4MT	1790-244	185.00
1-13/32	30	4MT	1790-304	346.40
1-13/32	36	4MT	1790-364	463.75
1-27/64	18	4MT	1791-184	128.45
1-27/64	22	4MT	1791-224†	80.05
1-27/64	24	4MT	1791-244	185.00
1-27/64	30	4MT	1791-304	346.40
1-7/16	18	4MT	1792-184	229.02
1-7/16	24	4MT	1792-244	386.57
1-7/16	36	4MT	1792-300**	417.40
1-7/16	30	4MT	1792-304	280.50
1-7/16	36	4MT	1792-364	463.75
1-29/64	18	4MT	1793-184	139.55
1-29/64	20	4MT	1793-204†	79.10
1-29/64	24	4MT	1793-244	200.70
1-15/32	18	4MT	1794-184	139.55
1-15/32	24	4MT	1794-244	200.70
1-15/32	30	4MT	1794-304	413.25
1-15/32	36	4MT	1794-364	477.50
1-31/64	18	4MT	1795-184	139.55
1-31/64	24	4MT	1795-244	200.70
1-1/2	18	4MT	1796-184	251.68
1-1/2	24	4MT	1796-244	389.44
1-1/2	36	4MT	1796-364	391.00
1-33/64	18	4MT*	1797-184	201.50
1-33/64	24	5MT	1797-245	289.70
1-33/64	30	4MT*	1797-304	461.90
1-17/32	18	4MT*	1798-184	166.65
1-17/32	18	5MT	1798-185	155.00
1-17/32	24	5MT	1798-245	222.85
1-17/32	30	5MT	1798-305	461.90
1-17/32	36	5MT	1798-365	568.15
1-35/64	18	4MT*	1799-184	201.50
1-35/64	24	5MT	1799-245	289.70
1-9/16	18	4MT*	1800-184	166.65
1-9/16	18	5MT	1800-185	155.00
1-9/16	24	4MT*	1800-244	239.55
1-9/16	24	5MT	1800-245	410.55
1-9/16	36	5MT	1800-365	568.15
1-37/64	24	5MT	1801-245	310.10
1-19/32	18	4MT*	1802-184	177.70
1-19/32	18	5MT	1802-185	165.30
1-19/32	24	5MT	1802-245	238.55
1-19/32	30	5MT	1802-305	461.90
1-19/32	36	5MT	1802-365	568.15
1-39/64	24	5MT	1803-245	310.10
1-5/8	18	4MT*	1804-184	177.70
1-5/8	18	5MT	1804-185	165.30
1-5/8	24	4MT*	1804-244	256.45
1-5/8	24	5MT	1804-245	484.38
1-5/8	30	4MT*	1804-304	381.95
1-5/8	30	5MT	1804-305	355.30
1-5/8	36	5MT	1804-365	437.05
1-21/32	18	4MT*	1806-184	189.75
1-21/32	24	4MT*	1806-244†	254.00
1-21/32	24	5MT	1806-245	254.00
1-21/32	30	5MT	1806-305	485.00
1-21/32	36	5MT	1806-365	627.90

(Continued)

Taper Shank Drills– Extra Long

High Speed Steel, 8” thru 36” OAL

WARNING: This product contains Cobalt and/or Nickel and/or Lead a chemical known to the state of California to cause cancer or birth defects or other reproductive harm. For more information: www.prop65.ca.gov. WARNING: Cutting tools may shatter. Always wear approved safety glasses and mask when regrinding.

Pittsburg® ALLEGHANY 3

HOW TO DETERMINE TS DRILL FLUTE LENGTHS IF OVERALL LENGTH IS:	10”	12”	16”	18”	30”	36”
THEN APPROXIMATE FLUTE LENGTH IS (+/– 3/4”)						
MT1	6-3/4"	8-3/4"	12-3/4"	14-3/4"	26-3/4"	
MT2	6-1/4"	8-1/4"	12-1/4"	14-1/4"	26-1/4"	32-1/4"
MT3		7-5/8"	11-5/8"	13-5/8"	25-5/8"	31-5/8"
MT4			10-11/16"	12-11/16"	24-11/16"	31-11/16"
MT5			8-1/2"	11-1/2"	23-1/2"	29-1/2"
MT6					21"	27"

DIAM.	OVERALL LENGTH	TAPER SHANK NO.	ORDER NO.	PRICE EACH
1-11/16	18	4MT*	1808-184	$189.75
1-11/16	18	5MT	1808-185	176.50
1-11/16	24	4MT*	1808-244	273.05
1-11/16	24	5MT	1808-245	528.89
1-11/16	30	5MT	1808-300**	343.45
1-11/16	30	5MT	1808-305	381.60
1-11/16	36	5MT	1808-365	627.90
1-23/32	18	4MT*	1810-184	211.55
1-23/32	24	5MT	1810-245	283.90
1-23/32	36	5MT	1810-365	627.90
1-3/4	18	4MT*	1812-184	211.55
1-3/4	18	5MT	1812-185	196.80
1-3/4	24	4MT*	1812-244	305.20
1-3/4	24	5MT	1812-245	534.34
1-3/4	30	4MT*	1812-301**	353.45
1-3/4	30	5MT	1812-300**	353.45
1-3/4	30	4MT*	1812-304	422.15
1-3/4	30	5MT	1812-305	392.70
1-3/4	36	5MT	1812-360**	434.70
1-3/4	36	5MT	1812-365	483.00
1-25/32	18	4MT*	1814-184	218.20
1-25/32	24	5MT	1814-245	313.65
1-25/32	30	5MT	1814-305	571.30
1-25/32	36	5MT	1814-365	702.70
1-13/16	24	4MT*	1816-244	337.15
1-13/16	24	5MT	1816-245	313.65
1-13/16	30	4MT*	1816-305	472.40
1-13/16	36	5MT	1816-365	702.70
1-27/32	20	4MT	1818-204†	137.30
1-27/32	22	4MT	1818-224†	151.05
1-27/32	24	5MT	1818-245	348.50
1-27/32	30	5MT	1818-305	571.30
1-27/32	36	5MT	1818-365	702.70
1-7/8	24	4MT*	1820-244	374.65
1-7/8	24	5MT	1820-245	586.85
1-7/8	30	5MT	1820-300**	395.50
1-7/8	30	4MT*	1820-304	472.40
1-7/8	30	5MT	1820-305	439.45
1-7/8	36	5MT	1820-360**	486.50
1-7/8	36	5MT	1820-365	540.55
1-29/32	24	5MT	1822-245	383.15
1-29/32	36	5MT	1822-365	839.55
1-15/16	24	4MT*	1824-244	411.90
1-15/16	24	5MT	1824-245	383.15
1-15/16	30	5MT	1824-305	486.20
1-15/16	36	5MT	1824-365	839.55
1-31/32	24	5MT	1826-245	415.25
1-31/32	36	5MT	1826-365	839.55
2	24	4MT*	1828-244	446.40
2	24	5MT	1828-245	605.48
2	30	4MT*	1828-300**	483.90
2	30	4MT*	1828-304	537.65
2	30	5MT	1828-305	500.15
2	36	5MT	1828-365	645.80
2-1/32	24	5MT	1830-245	581.35

* Alternate Shank † Limited Quantities
** Limited Quantities, 20" LOF

DIAM.	OVERALL LENGTH	TAPER SHANK NO.	ORDER NO.	PRICE EACH
2-1/16	24	5MT	1832-245	$447.20
2-1/16	30	5MT	1832-305	551.65
2-1/16	36	5MT	1832-365	980.25
2-3/32	24	5MT	1834-245	581.35
2-1/8	24	5MT	1836-245	447.20
2-1/8	30	5MT	1836-305	551.65
2-1/8	36	5MT	1836-365	754.05
2-5/32	24	5MT	1838-245	639.00
2-3/16	24	5MT	1840-245	491.55
2-3/16	30	5MT	1840-305	592.10
2-3/16	36	5MT	1840-365	980.25
2-7/32	24	5MT	1842-245	639.00
2-1/4	24	5MT	1844-245	491.55
2-1/4	30	5MT	1844-305	592.10
2-9/32	24	5MT	1846-245	696.80
2-9/32	30	5MT	1846-305	839.30
2-5/16	24	5MT	1848-245	536.00
2-5/16	30	5MT	1848-305	645.60
2-5/16	36	5MT	1848-365	1174.90
2-11/32	24	5MT	1850-245	696.80
2-3/8	24	5MT	1852-245	536.00
2-3/8	30	5MT	1852-305	645.60
2-3/8	36	5MT	1852-365	903.75
2-13/32	24	5MT	1854-245	743.60
2-13/32	30	5MT	1854-305	895.65
2-7/16	24	5MT	1856-245	572.00
2-7/16	30	5MT	1856-305	688.95
2-7/16	36	5MT	1856-365	1259.00
2-29/64	24	5MT	1857-245†	280.30
2-15/32	24	5MT	1858-245	743.60
2-1/2	24	5MT	1860-245	572.00
2-1/2	30	5MT	1860-300**	620.05
2-1/2	36	5MT	1860-365	968.45
2-17/32	24	5MT	1862-245	790.15
2-9/16	24	5MT	1864-245	607.80
2-9/16	30	5MT	1864-305	951.85
2-19/32	24	5MT	1866-245	790.15
2-19/32	30	5MT	1866-305	951.85
2-5/8	24	5MT	1868-245	607.80
2-5/8	30	5MT	1868-305	732.20
2-5/8	36	5MT	1868-365	1025.00
2-21/32	24	5MT	1870-245	855.75
2-21/32	30	5MT	1870-305	1030.85
2-11/16	24	5MT	1872-245	658.25
2-11/16	30	5MT	1872-305	1109.95
2-11/16	36	5MT	1872-365	1553.70
2-23/32	24	5MT	1874-245	855.75
2-3/4	24	5MT	1876-245	658.25
2-3/4	30	5MT	1876-305	792.95
2-3/4	36	5MT	1876-365	1195.15
2-13/16	24	5MT	1880-245	708.70
2-13/16	30	5MT	1880-305	1109.95
2-13/16	36	5MT	1880-365	1553.70
2-7/8	24	5MT	1884-245	708.70
2-7/8	30	5MT	1884-305	853.80
2-7/8	36	5MT	1884-365	1195.15
2-15/16	24	5MT	1888-245	810.05
2-15/16	30	5MT	1888-305	1268.55
2-15/16	36	5MT	1888-365	1775.80
3	24	5MT	1892-245	810.05
3	30	5MT	1892-305	975.80
3	36	5MT	1892-365	1366.00

Letter Sizes - Limited Quantities

SIZE	OVERALL LENGTH	MTS	ORDER NO.	PRICE EACH
B	8	1	1672-081	$14.10
B	10	1	1672-101	15.60
B	12	1	1672-121	17.30
C	8	1	1673-081	14.10
C	10	1	1673-101	15.60
C	12	1	1673-121	17.30
D	8	1	1674-081	14.10
D	10	1	1674-101	15.60
D	12	1	1674-121	17.30
F	8	1	1676-081	15.70
F	10	1	1676-101	17.40
F	12	1	1676-121	19.40
G	8	1	1677-081	15.70
G	10	1	1677-101	17.40
G	12	1	1677-121	19.40
H	8	1	1678-081	15.70
H	10	1	1678-101	17.40
H	12	1	1678-121	19.40
I	8	1	1679-081	15.70
I	10	1	1679-101	17.40
I	12	1	1679-121	19.40
J	8	1	1680-081	15.70
J	10	1	1680-101	17.40
J	12	1	1680-121	19.40
L	8	1	1682-081	16.70
L	10	1	1682-101	18.60
L	12	1	1682-121	20.60
M	8	1	1683-081	16.70
M	10	1	1683-101	18.60
M	12	1	1683-121	20.60
N	8	1	1684-081	16.70
N	10	1	1684-101	18.60
N	12	1	1684-121	20.60
O	8	1	1685-081	17.50
O	12	1	1685-121	21.60
P	12	1	1686-121	21.60
R	10	1	1688-101	19.50
R	12	1	1688-121	21.60
S	8	1	1689-081	18.50
S	10	1	1689-101	20.60
S	12	1	1689-121	22.80
T	8	1	1690-081	18.50
T	10	1	1690-101	20.60
T	12	1	1690-121	22.80
U	8	1	1691-081	18.50
U	10	1	1691-101	20.60
U	12	1	1691-121	22.80
V	8	1	1692-081	18.50
V	10	1	1692-101	20.60
V	12	1	1692-121	22.80
W	8	1	1693-081	18.50
W	10	1	1693-101	20.60
W	12	1	1693-121	22.80
X	8	1	1694-081	18.50
X	10	1	1694-101	20.60
X	12	1	1694-121	22.80
Y	8	1	1695-081	18.50
Y	10	1	1695-101	20.60
Y	12	1	1695-121	22.80
Z	8	1	1696-081	18.50
Z	10	1	1696-101	20.60
Z	12	1	1696-121	22.80

Straight Shank Core Drills

High Speed Steel

WARNING: This product contains Cobalt and/or Nickel and/or Lead a chemical known to the state of California to cause cancer or birth defects or other reproductive harm. For more information: www.prop65.ca.gov. WARNING: Cutting tools may shatter. Always wear approved safety glasses and mask when regrinding.

Pittsburg® ALLEGHANY

Four Flute

DIAM.	DECIMAL EQUIV.	FLUTE LENGTH	OVERALL LENGTH	4 FLUTE ORDER NO.	4 FLUTE PRICE EACH
1/4	.2500	3-3/4	6-1/8	1390-016	$10.86
17/64	.2656	3-7/8	6-1/4	1390-017	POA
9/32	.2812	3-7/8	6-1/4	1390-018	10.95
19/64	.2969	3-7/8	6-3/8	1390-019	POA
5/16	.3125	4	6-3/8	1390-020	11.59
21/64	.3281	4-1/8	6-1/2	1390-021	POA
11/32	.3438	4-1/8	6-1/2	1390-022	14.44
23/64	.3594	4-1/4	6-3/4	1390-023	POA
3/8	.3750	4-1/4	6-3/4	1390-024	14.44
25/64	.3906	4-3/8	7	1390-025	POA
13/32	.4062	4-3/8	7	1390-026	14.49
27/64	.4219	4-5/8	7	1390-027	POA
7/16	.4375	4-5/8	7-1/4	1390-028	14.49
29/64	.4531	4-5/8	7-1/4	1390-029	POA
15/32	.4688	4-3/4	7-1/2	1390-030	15.36
31/64	.4844	4-3/4	7-3/4	1390-031	POA
1/2	.5000	4-3/4	7-3/4	1390-032	16.38
33/64	.5156	4-3/4	8	1390-033	POA
17/32	.5312	4-3/4	8	1390-034	17.48
35/64	.5469	4-7/8	8-1/4	1390-035	POA
9/16	.5625	4-7/8	8-1/4	1390-036	19.00
37/64	.5781	4-7/8	8-3/4	1390-037	POA
19/32	.5938	4-7/8	8-3/4	1390-038	19.83
39/64	.6094	4-7/8	8-3/4	1390-039	POA
5/8	.6250	4-7/8	8-3/4	1390-040	20.79
41/64	.6406	5-1/8	9	1390-041	POA
21/32	.6562	5-1/8	9	1390-042	22.17
43/64	.6719	5-1/8	9	1390-043	POA
11/16	.6875	5-3/8	9-1/4	1390-044	24.10
45/64	.7031	5-5/8	9-1/2	1390-045	POA
23/32	.7188	5-5/8	9-1/2	1390-046	25.58
47/64	.7344	5-7/8	9-3/4	1390-047	POA
3/4	.7500	5-7/8	9-3/4	1390-048	27.32
49/64	.7650	6	9-7/8	1390-049	POA
25/32	.7812	6	9-7/8	1390-050	29.72
51/64	.7969	6-1/8	10	1390-051	POA
13/16	.8125	6-1/8	10	1390-052	33.81
53/64	.8281	6-1/8	10	1390-053	POA
27/32	.8438	6-1/8	10	1390-054	34.18
55/64	.8594	6-1/8	10	1390-055	POA
7/8	.8750	6-1/8	10	1390-056	36.39

DIAM.	DECIMAL EQUIV.	FLUTE LENGTH	OVERALL LENGTH	4 FLUTE ORDER NO.	4 FLUTE PRICE EACH
57/64	.8906	6-1/8	10	1390-057	POA
29/32	.9062	6-1/8	10	1390-058	$37.90
59/64	.9219	6-1/8	10-3/4	1390-059	POA
15/16	.9375	6-1/8	10-3/4	1390-060	39.65
61/64	.9531	6-3/8	11	1390-061	POA
31/32	.9688	6-3/8	11	1390-062	43.24
63/64	.9844	6-3/8	11	1390-063	POA
1	1.0000	6-3/8	11	1390-064	45.72
1-1/32	1.0312	6-1/2	11-1/8	1390-066	49.31
1-1/16	1.0625	6-5/8	11-1/4	1390-068	51.57
1-3/32	1.0938	6-7/8	11-1/2	1390-070	57.68
1-1/8	1.1250	7-1/8	11-3/4	1390-072	60.72
1-5/32	1.1562	7-1/4	11-7/8	1390-074	64.58
1-3/16	1.1875	7-3/8	12	1390-076	67.85
1-7/32	1.2188	7-1/2	12-1/8	1390-078	72.04
1-1/4	1.2500	7-7/8	12-1/2	1390-080	277.50
1-9/32	1.2812	8-1/2	14-1/8	1390-082	91.45
1-5/16	1.3125	8-5/8	14-1/4	1390-084	94.94
1-11/32	1.3438	8-3/4	14-3/8	1390-086	98.49
1-3/8	1.3750	8-7/8	14-1/2	1390-088	101.11
1-13/32	1.4062	9	14-5/8	1390-090	105.57
1-7/16	1.4375	9-1/8	14-3/4	1390-092	110.86
1-15/32	1.4688	9-1/4	14-7/8	1390-094	116.15
1-1/2	1.5000	9-3/8	15	1390-096	119.69
1-17/32	1.5312	9-5/8	15-1/4	1390-098	134.55
1-9/16	1.5625	9-5/8	15-1/4	1390-100	143.61
1-19/32	1.5938	9-7/8	15-5/8	1390-102	150.65
1-5/8	1.6250	9-7/8	15-5/8	1390-104	155.48
1-21/32	1.6562	10	15-3/4	1390-106	161.55
1-11/16	1.6875	10	15-3/4	1390-108	630.00
1-23/32	1.7188	10-1/2	16-1/4	1390-110	167.12
1-3/4	1.7500	10-1/2	16-1/4	1390-112	178.16
1-25/32	1.7812	10-1/2	16-1/4	1390-114	185.70
1-13/16	1.8125	10-1/2	16-1/4	1390-116	190.95
1-27/32	1.8438	10-3/4	16-1/2	1390-118	195.96
1-7/8	1.8750	10-3/4	16-1/2	1390-120	207.55
1-29/32	1.9062	10-3/4	16-5/8	1390-122	217.17
1-15/16	1.9375	10-3/4	16-5/8	1390-124	221.49
1-31/32	1.9688	10-3/4	16-5/8	1390-126	227.01
2	2.0000	10-3/4	16-5/8	1390-128	234.78

Taper Shank Core Drills

High Speed Steel

WARNING: This product contains Cobalt and/or Nickel and/or Lead a chemical known to the state of California to cause cancer or birth defects or other reproductive harm. For more information: www.prop65.ca.gov. WARNING: Cutting tools may shatter. Always wear approved safety glasses and mask when regrinding.

2 Pittsburg® ALLEGHANY

Three Flute

DIAM.	MTS	DEC. EQV.	FLUTE LENGTH	OVERALL LENGTH	3 FLUTE ORDER NO.	3 FLUTE PRICE EACH	4 FLUTE ORDER NO.	4 FLUTE PRICE EACH
1/4	1MT	.2500	2-7/8	6-1/8	1400-161	$38.64	1410-161	$36.30
17/64	1MT	.2656	3	6-1/4	1400-171	11.55	1410-171	POA
9/32	1MT	.2812	3	6-1/4	1400-181	45.64	1410-181	43.69
19/64	1MT	.2969	3-1/8	6-3/8	–	–	1410-191	POA
5/16	1MT	.3125	3-1/8	6-3/8	1400-201	45.54	1410-201	11.59
21/64	1MT	.3281	3-1/4	6-1/2	1400-211	15.36	1410-211	POA
11/32	1MT	.3438	3-1/4	6-1/2	1400-221	47.39	1410-221	14.44
23/64	1MT	.3594	3-1/2	6-3/4	–	–	1410-231	POA
3/8	1MT	.3750	3-1/2	6-3/4	1400-241	47.62	1410-241	45.92
25/64	1MT	.3906	3-5/8	7	–	–	1410-251	58.70
13/32	1MT	.4062	3-5/8	7	–	–	1410-261	52.36
27/64	1MT	.4219	3-7/8	7-1/4	–	–	1410-271	POA
7/16	1MT	.4375	3-7/8	7-1/4	–	–	1410-281	14.49
29/64	1MT	.4531	4-1/8	7-1/2	–	–	1410-291	POA
15/32	1MT	.4688	4-1/8	7-1/2	1400-301	60.80	1410-301	15.36
31/64	1MT	.4844	4-3/8	8-1/4	–	–	1410-312	POA
1/2	2MT	.5000	4-3/8	8-1/4	1400-321	56.73	1410-322	16.38
33/64	2MT	.5156	4-5/8	8-1/2	–	–	1410-332	71.28
17/32	2MT	.5312	4-5/8	8-1/2	–	–	1410-342	17.48
35/64	2MT	.5469	4-7/8	8-3/4	–	–	1410-352	POA
9/16	2MT	.5625	4-7/8	8-3/4	–	–	1410-362	19.00
37/64	2MT	.5781	4-7/8	8-3/4	–	–	1410-372	85.14
19/32	2MT	.5938	4-7/8	8-3/4	1400-382	79.75	1410-382	19.83
39/64	2MT	.6094	4-7/8	8-3/4	–	–	1410-392	85.14
5/8	2MT	.6250	4-7/8	8-3/4	1400-402	82.72	1410-402	76.45
41/64	2MT	.6406	5-1/8	9	–	–	1410-412	86.04
21/32	2MT	.6562	5-1/8	9	1400-422	86.04	1410-422	78.78
43/64	2MT	.6719	5-1/8	9	–	–	1410-432	94.00
11/16	2MT	.6875	5-3/8	9-1/4	–	–	1410-442	24.10
45/64	2MT	.7031	5-3/8	9-1/2	–	–	1410-452	POA
23/32	2MT	.7188	5-5/8	9-1/2	–	–	1410-462	87.81
47/64	2MT	.7344	5-7/8	9-3/4	–	–	1410-472	POA
3/4	2MT	.7500	5-7/8	9-3/4	1400-482	96.19	1410-482	91.74
49/64	2MT	.7656	6	9-7/8	–	–	1410-492	POA
25/32	2MT	.7812	6	9-7/8	–	–	1410-502	98.95
51/64	3MT	.7969	6-1/8	10-3/4	–	–	1410-513	POA
13/16	3MT	.8125	6-1/8	10-3/4	–	–	1410-523	105.40
53/64	3MT	.8281	6-1/8	10-3/4	–	–	1410-533	115.50
27/32	3MT	.8438	6-1/8	10-3/4	1400-543	115.36	1410-543	34.18
55/64	3MT	.8594	6-1/8	10-3/4	1400-553	39.74	1410-553	POA
7/8	3MT	.8750	6-1/8	10-3/4	–	–	1410-563	116.00
57/64	3MT	.8906	6-1/8	10-3/4	–	–	1410-573	POA
29/32	3MT	.9062	6-1/8	10-3/4	–	–	1410-583	37.90
59/64	3MT	.9219	6-1/8	10-3/4	–	–	1410-593	131.34
15/16	3MT	.9375	6-1/8	10-3/4	–	–	1410-603	39.65
61/64	3MT	.9531	6-3/8	11	–	–	1410-613	132.00
31/32	3MT	.9688	6-3/8	11	1400-623	137.46	1410-623	43.24
63/64	3MT	.9844	6-3/8	11	–	–	1410-633	POA
1	3MT	1.0000	6-3/8	11	–	–	1410-643	45.72
1-1/64	3MT	1.0156	6-1/2	11	–	–	1410-653	POA
1-1/32	3MT	1.0312	6-1/2	11-1/8	–	–	1410-663	49.31
1-3/64	3MT	1.0469	6-5/8	11-1/4	–	–	1410-673	182.16
1-1/16	3MT	1.0625	6-5/8	11-1/4	1400-683	171.60	1410-683	165.04
1-5/64	4MT	1.0781	6-7/8	12-1/2	1400-694	62.37	1410-694	POA
1-3/32	4MT	1.0938	6-7/8	12-1/2	1400-704	185.65	1410-704	57.68

Sizes up to 4" in stock - - Call for price -

Four Flute

DIAM.	MTS	DEC. EQV.	FLUTE LENGTH	OVERALL LENGTH	3 FLUTE ORDER NO.	3 FLUTE PRICE EACH	4 FLUTE ORDER NO.	4 FLUTE PRICE EACH
1-7/64	4MT	1.1094	6-7/8	11-1/2	–	–	1410-714	POA
1-1/8	4MT	1.1250	7-1/8	12-3/4	–	–	1410-724	$184.29
1-9/64	4MT	1.1406	7-1/4	12-7/8	–	–	1410-734	POA
1-5/32	4MT	1.1562	7-1/4	12-7/8	–	–	1410-744	184.90
1-11/64	4MT	1.1719	7-3/8	13	–	–	1410-754	POA
1-3/16	4MT	1.1875	7-3/8	13	1400-764	$197.34	1410-764	67.85
1-13/64	4MT	1.2031	7-1/2	13-1/4	–	–	1410-774	209.88
1-7/32	4MT	1.2188	7-1/2	13-1/8	–	–	1410-784	72.04
1-15/64	4MT	1.2344	7-7/8	13-1/2	–	–	1410-794	POA
1-1/4	4MT	1.2500	7-7/8	13-1/2	–	–	1410-804	78.11
1-17/64	4MT	1.2656	8-1/2	14-1/8	–	–	1410-814	250.41
1-9/32	4MT	1.2812	8-1/2	14-1/8	1400-824	254.36	1410-824	238.15
1-19/64	4MT	1.2969	8-5/8	14-1/4	–	–	1410-834	POA
1-5/16	4MT	1.3125	8-5/8	14-1/4	–	–	1410-844	94.94
1-21/64	4MT	1.3281	8-3/4	14-3/8	–	–	1410-854	POA
1-11/32	4MT	1.3438	8-3/4	14-3/8	1400-864	271.85	1410-864	98.49
1-23/64	4MT	1.3594	8-7/8	14-1/2	1400-874	109.54	1410-874	POA
1-3/8	4MT	1.3750	8-7/8	14-1/2	–	–	1410-884	278.12
1-25/64	4MT	1.3906	9	14-5/8	1400-894	114.42	1410-894	POA
1-13/32	4MT	1.4062	9	14-5/8	1400-904	303.80	1410-904	291.05
1-27/64	4MT	1.4219	9-1/8	14-3/4	1400-914	120.16	1410-914	POA
1-7/16	4MT	1.4375	9-1/8	14-3/4	1400-924	313.90	1410-924	303.14
1-29/64	4MT	1.4531	9-1/4	14-7/8	1400-934	125.94	1410-934	POA
1-15/32	4MT	1.4688	9-1/4	14-7/8	–	–	1410-944	116.15
1-31/64	4MT	1.4844	9-3/8	15	–	–	–	–
1-1/2	4MT	1.5000	9-3/8	15	–	–	1410-964	119.69
1-17/32	5MT	1.5312	9-3/8	16-3/8	–	–	1410-985	379.76
1-9/16	5MT	1.5625	9-5/8	16-5/8	–	–	1411-005	393.16
1-19/32	5MT	1.5938	9-7/8	16-7/8	–	–	1411-025	150.65
1-5/8	5MT	1.6250	10	17	1401-045	475.86	1411-045	443.06
1-21/32	5MT	1.6562	10-1/8	17-1/8	1401-065	485.10	1411-065	161.55
1-11/16	5MT	1.6875	10-1/8	17-1/8	–	–	1411-085	167.53
1-45/64	5MT	1.7031	–	–	–	–	–	–
1-23/32	5MT	1.7188	10-1/8	17-1/8	–	–	1411-105	176.32
1-3/4	4MT	1.7500	10-1/8	17-1/8	–	–	–	–
1-3/4	5MT	1.7500	10-1/8	17-1/8	–	–	1411-125	178.16
1-25/32	5MT	1.7812	10-1/8	17-1/8	1401-145	167.93	1411-145	185.70
1-13/16	5MT	1.8125	10-1/8	17-1/8	1401-165	580.00	1411-165	190.95
1-27/32	5MT	1.8438	10-1/8	17-1/8	–	–	1411-185	195.96
1-7/8	5MT	1.8750	10-3/8	17-3/8	1401-205	676.50	1411-205	207.55
1-29/32	5MT	1.9062	10-3/8	17-3/8	1401-225	196.43	1411-225	217.17
1-15/16	5MT	1.9375	10-3/8	17-3/8	–	–	1411-245	719.40
1-31/32	5MT	1.9688	10-3/8	17-3/8	–	–	1411-265	726.00
2	5MT	2.0000	10-3/8	17-3/8	–	–	1411-285	627.00
2-1/32	5MT	2.0312	10-3/8	17-3/8	–	–	1411-305	240.53
2-1/16	5MT	2.0625	10-1/4	17-3/8	–	–	1411-325	246.10
2-1/8	5MT	2.1250	10-1/4	17-3/8	–	–	1411-365	256.96
2-3/16	5MT	2.1875	10-1/4	17-3/8	1401-405	245.35	1411-405	271.17
2-1/4	5MT	2.2500	10-1/8	17-3/8	–	–	1411-445	957.00
2-5/16	5MT	2.3125	10-1/8	17-3/8	1401-485	273.83	1411-485	1089.00
2-3/8	5MT	2.3750	10-1/8	17-3/8	–	–	1411-525	1056.00
2-7/16	5MT	2.4375	11-1/4	18-3/4	–	–	1411-565	1254.00
2-1/2	5MT	2.5000	11-1/4	18-3/4	–	–	1411-605	400.57
2-9/16	5MT	2.5625	11-7/8	19-1/2	–	–	1411-645	424.72
2-5/8	5MT	2.6250	11-7/8	19-1/2	–	–	1411-685	455.08
2-11/16	5MT	2.6875	12-3/4	20-3/8	–	–	1411-725	497.31
2-3/4	5MT	2.7500	12-3/4	20-3/8	1401-765	496.68	1411-765	548.64
2-13/16	5MT	2.8125	13-3/8	21-1/8	1401-805	POA	1411-805	575.74
2-7/8	5MT	2.8750	13-3/8	21-1/8	–	–	1411-845	593.95
2-15/16	5MT	2.9375	14	21-3/4	–	–	1411-885	634.11
3	5MT	3.0000	14	21-3/4	–	–	1411-925	692.44

Carbide Tipped Core Drills

WARNING: This product contains Cobalt and/or Nickel and/or Lead a chemical known to the state of California to cause cancer or birth defects or other reproductive harm. For more information: www.prop65.ca.gov. **WARNING:** Cutting tools may shattor. Always wear approved safety glasses and mask when regrinding.

Both types have: Cutting diameter tolerance plus .001" minus .001". Carbide tips brazed to one piece hardened tool steel bodies. Large right spiral flute capacity permits higher feeds and speeds. 118° included chamfer angle.
OPTIONS: intermediate decimal & metric sizes. USE: Core drills are designed for economically enlarging cored, punched or drilled holes, removing up to 30% of the hole diameter. The balanced cutting action of the core drill removes considerably more material than a reamer, often eliminating the need for a final reaming or boring operation. For cast iron, non-ferrous metals; some steels, composites, plastics and non-metals.

2

CUT SIZE	MIN. CUT DIA.	CARB. TIP LGTH	FLUTE LENGTH	OVERALL LENGTH	SHANK DIA.	ORDER NO.	TAPER	ORDER NO.	PRICE EACH
1/2	.350	3/4	4-3/8	8-1/4	1/2	2862-016	2	2862-216	$124.25
17/32	.372	3/4	4-3/8	8-1/4	17/32	2862-017	2	2862-217	124.75
9/16	.394	3/4	4-3/8	8-1/4	9/16	2862-018	2	2862-218	124.75
19/32	.416	3/4	4-3/8	8-1/4	19/32	2862-019	2	2862-219	131.00
5/8	.438	3/4	4-3/8	8-1/4	5/8	2862-020	2	2862-220	131.00
21/32	.459	7/8	4-3/8	8-1/4	21/32	2862-021	2	2862-221	132.50
11/16	.481	7/8	4-3/8	8-1/4	11/16	2862-022	2	2862-222	133.75
23/32	.503	7/8	4-3/8	8-1/4	23/32	2862-023	2	2862-223	133.75
3/4	.525	7/8	4-3/8	8-1/4	3/4	2862-024	2	2862-224	133.75
25/32	.547	7/8	4-3/8	8-1/4	25/32	2862-025	2	2862-225	136.65
13/16	.569	7/8	4-7/8	9-1/2	13/16	2862-026	3	2862-226	140.45
27/32	.591	7/8	4-7/8	9-1/2	27/32	2862-027	3	2862-227	147.90
7/8	.612	7/8	4-7/8	9-1/2	7/8	2862-028	3	2862-228	147.90
29/32	.634	7/8	4-7/8	9-1/2	29/32	2862-029	3	2862-229	148.85
15/16	.656	7/8	4-7/8	9-1/2	15/16	2862-030	3	2862-230	148.85
31/32	.678	7/8	4-7/8	9-1/2	31/32	2862-031	3	2862-231	154.50
1	.700	7/8	4-7/8	9-1/2	1	2862-032	3	2862-232	157.35

CUT SIZE	MIN. CUT DIA.	CARB. TIP LGTH	FLUTE LENGTH	OVERALL LENGTH	SHANK DIA.	ORDER NO.	TAPER	ORDER NO.	PRICE EACH
1-1/32	.722	7/8	4-7/8	9-1/2	1-1/32	2862-033	3	2862-233	$158.65
1-1/16	.744	7/8	4-7/8	9-1/2	1-1/16	2862-034	3	2862-234	160.85
1-3/32	.766	1	4-7/8	10-1/2	1-3/32	2862-035	4	2862-235	187.30
1-1/8	.787	1	4-7/8	10-1/2	1-1/8	2862-036	4	2862-236	187.30
1-5/32	.809	1	4-7/8	10-1/2	1-5/32	2862-037	4	2862-237	204.50
1-3/16	.831	1	4-7/8	10-1/2	1-3/16	2862-038	4	2862-238	210.40
1-7/32	.853	1	4-7/8	10-1/2	1-7/32	2862-039	4	2862-239	211.20
1-1/4	.875	1	4-7/8	10-1/2	1-1/4	2862-040	4	2862-240	212.05
1-9/32	.897	1	4-7/8	10-1/2	1-9/32	2862-041	4	2862-241	227.20
1-5/16	.919	1	4-7/8	10-1/2	1-5/16	2862-042	4	2862-242	233.50
1-11/32	.940	1	4-7/8	10-1/2	1-11/32	2862-043	4	2862-243	238.40
1-3/8	.962	1	4-7/8	10-1/2	1-3/8	2862-044	4	2862-244	244.20
1-13/32	.984	1	4-7/8	10-1/2	1-13/32	2862-045	4	2862-245	249.70
1-7/16	1.006	1	4-7/8	10-1/2	1-7/16	2862-046	4	2862-246	257.00
1-15/32	1.025	1	4-7/8	10-1/2	1-15/32	2862-047	4	2862-247	264.70
1-1/2	1.050	1	4-7/8	10-1/2	1-1/2	2862-048	4	2862-248	270.50

Oil Hole Drills Straight & Taper Shank – High Speed Steel

2

Republic DRILL & CUTTING TOOLS

Straight Shank

Taper Shank

DIAM.	DECIMAL EQUIVALENT	STRAIGHT SHANK ORDER NO.	STRAIGHT SHANK PRICE EACH	TAPER SHANK MTS	TAPER SHANK ORDER NO.	TAPER SHANK PRICE EACH
1/8	.1250	1420-001	$292.45	–	–	–
9/64	.1406	1420-003	292.45	–	–	–
11/64	.1719	1420-005	292.45	–	–	–
3/16	.1875	1420-007	292.45	–	–	–
15/64	.2344	1420-009	292.45	–	–	–
1/4	.2500	1420-011	292.45	2MT	1430-293	$467.86
17/64	.2656	1420-013	292.45	2MT	1430-294	467.86
9/32	.2812	1420-015	292.45	2MT	1430-295	425.33
19/64	.2969	1420-017	292.45	2MT	1430-296	467.86
5/16	.3125	1420-019	292.45	2MT	1430-297	425.33
21/64	.3281	1420-021	292.45	2MT	1430-298	467.86
11/32	.3438	1420-022	292.45	2MT	1430-299	425.33
23/64	.3594	1420-023	292.45	2MT	1430-300	467.86
3/8	.3750	1420-024	291.10	2MT	1430-301	467.86
25/64	.3906	1420-025	296.54	2MT	1430-302	467.86
13/32	.4062	1420-026	269.58	2MT	1430-303	438.54
27/64	.4219	1420-027	307.38	2MT	1430-304	467.86
7/16	.4375	1420-028	307.38	2MT	1430-305	467.86
7/16	.4375	–	–	3MT	1430-306	467.86
29/64	.4531	1420-029	313.85	3MT	1430-307	467.86
15/32	.4688	1420-030	313.85	3MT	1430-303	438.54
31/64	.4844	1420-031	317.85	3MT	1430-313	438.54
1/2	.5000	1420-032	317.85	3MT	1430-323	438.54
33/64	.5156	1420-033	322.52	3MT	1430-333	438.54
17/32	.5312	1420-034	322.52	3MT	1430-343	438.54
35/64	.5469	1420-035	330.09	3MT	1430-353	438.54
9/16	.5625	1420-036	330.09	3MT	1430-363	392.41
37/64	.5781	1420-037	333.78	3MT	1430-373	438.54
19/32	.5938	1420-038	333.78	3MT	1430-383	392.41
39/64	.6094	1420-039	349.92	3MT	1430-393	392.41
5/8	.6250	1420-040	349.92	3MT	1430-394	392.41
41/64	.6406	1420-041	349.92	3MT	1430-413	392.41
21/32	.6562	1420-042	349.92	2MT	1430-422	393.05
43/64	.6719	1420-043	357.85	3MT	1430-423	357.32
11/16	.6875	1420-044	357.85	3MT	1430-443	398.53
45/64	.7031	1420-045	367.17	3MT	1430-453	404.02
23/32	.7188	1420-046	367.17	3MT	1430-463	404.02
47/64	.7344	1420-047	392.58	3MT	1430-473	404.02
3/4	.7500	–	–	2MT	1430-465	367.29
3/4	.7500	1420-048	392.58	3MT	1430-483	404.02
49/64	.7656	1420-049	399.31	3MT	1430-493	407.97
25/32	.7812	1420-050	399.31	3MT	1430-503	407.97
51/64	.7969	1420-051	408.66	3MT	1430-513	407.97
13/16	.8125	1420-052	408.66	3MT	1430-523	407.97
53/64	.8281	1420-053	416.75	3MT	1430-533	443.96
27/32	.8438	1420-054	416.75	3MT	1430-543	443.96
55/64	.8594	1420-055	451.17	3MT	1430-553	443.96
7/8	.8750	1420-056	451.17	3MT	1430-563	443.96
57/64	.8906	1420-057	483.37	3MT	1430-573	445.29
29/32	.9062	1420-058	483.37	3MT	1430-583	445.29

DIAM.	DECIMAL EQUIVALENT	STRAIGHT SHANK ORDER NO.	STRAIGHT SHANK PRICE EACH	TAPER SHANK MTS	TAPER SHANK ORDER NO.	TAPER SHANK PRICE EACH
59/64	.9219	1420-059	$516.79	3MT	1430-593	$445.29
15/16	.9375	1420-060	516.79	3MT	1430-603	445.29
61/64	.9531	1420-061	542.05	3MT	1430-613	525.05
31/32	.9688	1420-062	542.05	3MT	1430-623	525.05
63/64	.9844	1420-063	568.93	3MT	1430-633	525.05
1	1.0000	1420-064	568.93	3MT	1430-643	525.05
1-1/64	1.0156	1420-065	600.79	3MT	1430-644	568.78
1-1/32	1.0312	1420-066	600.79	3MT	1430-663	568.78
1-3/64	1.0469	1420-067	625.10	3MT	1430-645	517.07
1-1/16	1.0625	1420-068	625.10	4MT	1430-684	568.78
1-5/64	1.0781	1420-069	650.34	4MT	1430-646	671.86
1-3/32	1.0938	1420-070	650.34	4MT	1430-704	671.86
1-7/64	1.1094	1420-071	683.57	4MT	1430-705	734.86
1-1/8	1.1250	1420-072	683.57	3MT	1430-723	734.86
1-9/64	1.1406	1420-073	717.11	4MT	1430-722	734.86
1-5/32	1.1562	1420-074	717.11	4MT	1430-744	734.86
1-11/64	1.1719	1420-075	750.52	4MT	1430-754	739.39
1-3/16	1.1875	1420-076	750.52	4MT	1430-764	739.39
1-13/64	1.2031	1420-077	783.79	4MT	1430-746	841.38
1-7/32	1.2188	1420-078	783.79	4MT	1430-784	841.38
1-15/64	1.2344	1420-079	815.93	4MT	1430-748	841.38
1-1/4	1.2500	1420-080	741.75	4MT	1430-804	841.38
1-17/64	1.2656	1420-081	789.50	4MT	1430-750	1022.75
1-9/32	1.2812	1420-082	868.45	4MT	1430-824	1022.75
1-19/64	1.2464	1420-083	905.31	4MT	1430-834	1100.36
1-5/16	1.3125	1420-084	905.31	4MT	1430-844	1100.36
1-21/64	1.3281	1420-087	963.63	4MT	1430-753	1100.36
1-11/32	1.3438	1420-086	963.63	4MT	1430-864	1100.36
1-23/64	1.3594	1420-089	741.75	4MT	1430-755	1218.01
1-3/8	1.3750	1420-088	1016.31	4MT	1430-884	1218.01
1-25/64	1.3906	–	–	4MT	1430-757	1218.01
1-13/32	1.4062	1420-090	1137.72	4MT	1430-904	1218.01
1-7/16	1.4375	1420-092	1137.72	4MT	1430-924	1218.01
1-29/64	1.4531	1420-093	1231.03	–	–	–
1-15/32	1.4688	1420-094	1231.03	4MT	1430-944	1271.45
1-1/2	1.5000	1420-096	1231.03	4MT	1430-964	1271.45
1-9/16	1.5625	1420-097	1240.58	4MT	1431-004	1331.91
1-5/8	1.6250	1420-098	1476.97	4MT	1431-044	1432.46
1-11/16	1.6875	1420-099	1677.78	4MT	1431-084	1683.78
1-3/4	1.7500	1420-100	1772.35	4MT	1431-124	1734.04
1-13/16	1.8125	1420-101	1786.84	5MT	1431-165	1809.39
1-27/32	1.8438	1420-102	2216.37	–	–	–
1-7/8	1.8750	1420-103	1965.01	5MT	1431-205	1909.96
1-55/64	1.8938	1420-104	2110.36	–	–	–
1-15/16	1.9375	1420-105	1918.51	5MT	1431-245	2023.02
1-61/64	1.9531	1420-106	2014.88	–	–	–
1-31/32	1.9688	1420-107	2014.88	–	–	–
2	2.0000	1420-128	2216.37	5MT	1431-285	2073.29
2-5/8	2.6250	1420-160	3168.00	–	–	–

Coolant Feeding Drills

Carbide Tipped– 125° Self Centering Point

WARNING: This product contains Cobalt and/or Nickel and/or Lead a chemical known to the state of California to cause cancer or birth defects or other reproductive harm. For more information: www.prop65.ca.gov. **WARNING:** Cutting tools may shattor. Always wear approved safety glasses and mask when regrinding.

2

MADE IN USA

USES:
- Excellent coolant feeding drills for use when very high performance is required
- Excellent hole straightness
- Exceptional hole finish as coolant flushes chips out and away from cutting edges
- High penetration feed rates for shorter drill operation times
- Proven carbide tip point geometry assures long production runs within tolerances

SPECIFICATIONS:
- 125° four facet point
- Flat relieved, self centering point
- Polished straight flutes
- Two coolant outlets
- Drill body diameter smaller than tool diameter to prevent gauling; shank diameter same size as tool diameter
- Shank and tool diameter tolerances: plus .000", minus .001"
- Carbide high temperature brazed to hardened steel body
- Extra long carbide tip for additional regrinds
- Straight flutes for superior hole straightness, improved finish & max. chip capacity

Metric sizes available upon request

Short Length

TOOL DIA.	FLUTE LG'TH.	OAL (IN.)	ORDER NO.	PRICE EACH
1/4	2-1/2	4-29/32	2995-116	$231.10
17/64	2-3/4	5-5/32	2995-117	231.10
9/32	2-3/4	5-5/32	2995-118	231.10
19/64	3-3/16	5-19/32	2995-119	231.10
5/16	3-3/16	5-19/32	2995-120	231.10
21/64	3-7/16	5-27/32	2995-121	231.10
11/32	3-7/16	5-27/32	2995-122	231.10
23/64	3-5/8	6-1/32	2995-123	233.70
3/8	3-5/8	6-1/32	2995-124	233.70
25/64	3-7/8	6-9/32	2995-125	239.45
13/32	3-7/8	6-1/32	2995-126	239.45
27/64	3-7/8	6-9/32	2995-127	247.50
7/16	4-1/16	6-9/32	2995-128	247.50
29/64	4-1/16	6-23/32	2995-129	263.60

TOOL DIA.	FLUTE LG'TH.	OAL (IN.)	ORDER NO.	PRICE EACH
15/32	4-5/16	6-23/32	2995-130	$263.60
31/64	4-1/2	6-29/32	2995-131	271.25
1/2	4-1/2	6-29/32	2995-132	271.25
17/32	4-13/16	7-7/32	2995-134	287.45
9/16	4-13/16	7-7/32	2995-136	303.35
19/32	5-3/16	7-19/32	2995-138	363.40
5/8	5-3/16	7-19/32	2995-140	363.40
41/64	5-3/16	7-19/32	2995-141	383.15
21/32	5-3/16	7-19/32	2995-142	383.15
43/64	5-5/8	8-1/32	2995-143	414.50
11/16	5-5/8	8-1/32	2995-144	415.10
45/64	5-5/8	8-1/32	2995-145	426.85
23/32	5-5/8	8-1/32	2995-146	426.85
47/64	6-1/16	8-15/32	2995-147	431.15

TOOL DIA.	FLUTE LG'TH.	OAL (IN.)	ORDER NO.	PRICE EACH
3/4	6-1/16	8-15/32	2995-148	$431.15
25/32	6-1/16	8-9/16	2995-150	459.10
13/16	6-1/16	8-9/16	2995-152	466.70
27/32	6-1/2	9	2995-154	494.95
7/8	6-1/2	9	2995-156	506.80
29/32	6-15/16	9-7/16	2995-158	542.35
15/16	6-15/16	9-7/16	2995-160	582.65
31/32	6-15/16	9-7/16	2995-162	606.50
1	7-3/8	9-7/8	2995-164	622.45

Long Length

TOOL DIA.	FLUTE LG'TH.	OAL (IN.)	ORDER NO.	PRICE EACH
1/4	4-5/8	6-1/8	2995-216	$253.10
17/64	4-3/4	6-1/4	2995-217	253.10
9/32	4-3/4	6-1/4	2995-218	253.10
19/64	4-7/8	6-3/8	2995-219	253.10
5/16	4-7/8	6-3/8	2995-220	253.10
21/64	5	6-1/2	2995-221	243.65
11/32	5	6-1/2	2995-222	243.65
23/64	5-1/4	6-3/4	2995-223	237.40
3/8	5-1/4	6-3/4	2995-224	246.55
25/64	5-1/2	7	2995-225	243.65
13/32	5-1/2	7	2995-226	243.65
27/64	5-3/4	7-1/4	2995-227	251.55

TOOL DIA.	FLUTE LG'TH.	OAL (IN.)	ORDER NO.	PRICE EACH
7/16	5-3/4	7-1/4	2995-228	$251.55
29/64	5-3/4	7-1/4	2995-229	267.35
15/32	5-3/4	7-1/2	2995-230	267.35
31/64	5-3/4	7-3/4	2995-231	275.35
1/2	5-3/4	7-3/4	2995-232	275.35
33/64	6	8	2995-233	295.50
17/32	6	8	2995-234	295.50
9/16	6-1/4	8-1/4	2995-236	311.25
19/32	6-3/4	8-3/4	2995-238	374.75
5/8	6-3/4	8-3/4	2995-240	374.75
21/32	7	9	2995-242	395.05
11/16	7-1/4	9-1/4	2995-244	423.10

TOOL DIA.	FLUTE LG'TH.	OAL (IN.)	ORDER NO.	PRICE EACH
23/32	7-1/2	9-1/2	2995-246	$438.95
3/4	7-3/4	9-3/4	2995-248	442.85
49/64	7-7/8	9-7/8	2995-249	470.80
25/32	7-7/8	9-7/8	2995-250	470.80
13/16	8	10	2995-252	478.75
27/32	8	10	2995-254	506.80
7/8	8	10	2995-256	518.85
29/32	8	10	2995-258	574.70
15/16	8-3/4	10-3/4	2995-260	598.50
31/32	9	11	2995-262	604.30
1	9	11	2995-264	604.30

Extra Long Length

USES:
- For drilling most materials, including some stainless steels
- For very deep holes, 12-24 tool diameters deep

TOOL DIA.	FLUTE LG'TH.	OAL (IN.)	ORDER NO.	PRICE EACH
5/16	8	10	2995-320	$365.35
11/32	8	10	2995-322	365.35
3/8	9	11	2995-324	386.10
13/32	9	11	2995-326	439.50
7/16	9	11	2995-328	439.50
15/32	9-3/4	12	2995-330	464.10

TOOL DIA.	FLUTE LG'TH.	OAL (IN.)	ORDER NO.	PRICE EACH
1/2	9-3/4	12	2995-332	$464.10
17/32	9-3/4	12	2995-334	498.05
9/16	10-3/4	13	2995-336	536.50
5/8	10-3/4	13	2995-340	566.45
11/16	11-3/4	14	2995-344	589.90
3/4	11-3/4	14	2995-348	624.45

TOOL DIA.	FLUTE LG'TH.	OAL (IN.)	ORDER NO.	PRICE EACH
13/16	12-3/4	15	2995-352	$663.10
7/8	12-3/4	15	2995-356	714.45
15/16	13-3/4	16	2995-360	763.40
1	13-3/4	16	2995-364	826.75

Masonry Drills

WARNING: This product contains Cobalt and/or Nickel and/or Lead a chemical known to the state of California to cause cancer or birth defects or other reproductive harm. For more information: www.prop65.ca.gov. WARNING: Cutting tools may shatter. Always wear approved safety glasses and mask when regrinding.

3

MADE IN USA

Hex Shank Hammer Drills

hex

- Hex shank eliminates spinning in all hammer chucks
- Optimizes benefits of a keyless chuck
- "Super H" grade carbide tips for longer life

BIT DIA.	OVERALL LENGTH	USEABLE	ORDER NO.	PRICE EACH
▼ STRAIGHT SHANK ▼				
1/8	3	1-1/2	3014-081	$ 3.40
1/8	6	4-1/2	3014-083	4.78
5/32	3	1-1/2	3014-101	4.78
5/32	6	4-1/2	3014-103	3.05
11/64	3	1-1/2	3014-111	4.78
3/16	3	1-1/2	3014-121	3.40
3/16	4	2-1/2	3014-122	1.86
3/16	6	4	3014-123	3.78
3/16	8	6	3014-124	6.36
3/16	13-1/2	12	3014-126	5.00
3/16	18	16	3014-127	7.47
▼ HEX SHANK ▼				
7/32	4	1-1/2	3014-141	2.50
7/32	6	4-1/2	3014-143	3.72
7/32	13	12	3014-146	7.14
1/4	4	2-1/2	3014-162	2.31
1/4	6	4-1/2	3014-163	3.13
1/4	13-1/2	12	3014-166	5.99
1/4	18	16-1/2	3014-167	7.99
1/4	24	22-1/2	3014-168	10.30
9/32	4	2-1/2	3014-182	3.76
9/32	6	4-1/2	3014-183	4.14
5/16	4	2-1/2	3014-202	3.09
5/16	6	4-1/2	3014-203	4.96
5/16	13-1/2	12	3014-206	6.74
5/16	18	16-1/2	3014-207	8.86
5/16	24	22-1/2	3014-208	11.13
3/8	4	2-1/2	3014-242	3.28
3/8	6	4-1/2	3014-243	4.84
3/8	13-1/2	12	3014-246	8.45
3/8	18	16-1/2	3014-247	9.87
3/8	24	22-1/2	3014-248	11.65
7/16	6	4-1/2	3014-283	5.88
7/16	13-1/2	12	3014-286	9.34
15/32	6	4-1/2	3014-303	6.14
1/2	4	2-1/2	3014-322	6.63
1/2	6	4-1/2	3014-323	6.85
1/2	13-1/2	12	3014-326	10.05
1/2	18	16	3014-327	11.84
1/2	24	22	3014-328	14.85
9/16	6	4-1/2	3014-363	7.14
9/16	13-1/2	12	3014-366	14.25
9/16	18	16	3014-367	25.18
5/8	6	4-1/2	3014-403	9.87
5/8	13-1/2	12	3014-406	13.63
5/8	18	16	3014-407	16.61
5/8	24	22	3014-408	20.25
11/16	6	4-1/2	3014-443	12.30
11/16	13-1/2	12	3014-446	15.07
11/16	18	16	3014-447	18.35
3/4	6	4-1/2	3014-483	12.93
3/4	13-1/2	12	3014-486	17.10
3/4	18	16	3014-487	19.59
3/4	24	22	3014-488	23.45
7/8	6	4-1/2	3014-563	18.19
7/8	13-1/2	12	3014-566	24.20
7/8	18	16	3014-567	27.42
7/8	24	22	3014-568	30.90
1	6	4-1/2	3014-643	19.86
1	13-1/2	12	3014-646	28.58
1	18	16	3014-647	37.52
1-1/8	6	4-1/2	3014-723	31.78
1-1/8	13-1/2	12	3014-726	40.98
1-1/8	18	16	3014-727	49.23
1-1/4	6	4-1/2	3014-803	33.93
1-1/4	13-1/2	12	3014-806	45.09
1-1/4	18	16	3014-807	54.89
1-3/8	6	4-1/2	3014-883	35.99
1-1/2	6	4-1/2	3014-963	42.08
1-1/2	12	10	3014-965	48.13

SDSMAX Shank QUAD Style Tip

SDS max



- Tri-Carb® grade tip combined with additional carbide bullets for a design that guarantees longer life and creates the fastest drilling Quad design worldwide!

BIT DIA.	OAL (IN.)	USEABLE	ORDER NO.	PRICE EACH
5/8	13	7	3004-201	$40.15
5/8	18	12	3004-204	45.47
5/8	23-1/2	18	3004-205	54.07
5/8	30	24	3004-206	70.85
5/8	36	30	3004-207	100.79
5/8	48	42	3004-208	182.33
11/16	23-1/2	18	3004-225	63.41
3/4	13	7	3004-241	40.74
3/4	18	12	3004-244	48.52
3/4	23-1/2	18	3004-245	59.46
3/4	30	24	3004-246	87.72
3/4	36	30	3004-247	103.81
3/4	48	42	3004-248	197.21
13/16	23-1/2	18	3004-265	70.85
27/32	13	7	3004-271	47.40
27/32	23-1/2	18	3004-275	61.37
7/8	13	7	3004-281	54.64
7/8	18	12	3004-284	58.42
7/8	23-1/2	18	3004-285	63.61
7/8	36	30	3004-287	122.05
1	13	7	3004-321	58.83
1	18	12	3004-324	63.63
1	23-1/2	18	3004-325	67.78
1	36	30	3004-327	159.38
1	48	42	3004-328	219.54
1-1/8	13	7	3004-361	61.17
1-1/8	18	12	3004-364	81.29
1-1/8	23-1/2	18	3004-365	90.09
1-3/16	23-1/2	18	3004-385	93.03
1-1/4	15	9	3004-402	86.11
1-1/4	23-1/2	18	3004-405	95.66
1-1/4	36	30	3004-407	170.24
1-3/8	23-1/2	18	3004-445	122.15
1-1/2	15	9	3004-462	130.91
1-1/2	23-1/2	18	3004-465	141.28
1-1/2	36	30	3004-467	264.93
1-5/8	23-1/2	18	3004-475	167.54
1-3/4	23-1/2	18	3004-485	173.03
2	23-1/2	18	3004-495	226.09

Spline Shank QUAD Style Tip

spline

- Rounded 'Fangs' bounce off steel reinforcement rods, allowing the operator to switch to our rebar drilling system before any major damage is done to the drill bit.

BIT DIA.	OAL (IN.)	USEABLE	ORDER NO.	PRICE EACH
5/8	12	6	3004-702	$47.24
5/8	18	12	3004-704	50.31
5/8	23-1/2	18	3004-705	60.19
5/8	30	24	3004-706	97.27
5/8	36	30	3004-707	108.88
5/8	48	42	3004-708	154.86
3/4	12	6	3004-742	45.69
3/4	18	12	3004-744	54.14
3/4	23-1/2	18	3004-745	66.20
3/4	30	24	3004-746	121.77
3/4	36	30	3004-747	138.62
3/4	48	42	3004-748	190.61
27/32	18	12	3004-774	62.37
27/32	23-1/2	18	3004-775	70.05
7/8	12	6	3004-782	52.41
7/8	18	12	3004-784	65.03
7/8	23-1/2	18	3004-785	70.78
7/8	36	30	3004-787	135.86
7/8	48	42	3004-788	225.29
1	12	6	3004-822	65.49
1	18	12	3004-824	70.84
1	23-1/2	18	3004-825	79.82
1	30	24	3004-826	121.79
1	36	30	3004-827	144.98
1	48	42	3004-828	244.03
1-1/8	18	12	3004-864	95.89
1-1/8	23-1/2	18	3004-865	107.68
1-1/8	36	30	3004-867	183.87
1-1/4	18	12	3004-904	114.60
1-1/4	23-1/2	18	3004-905	128.38
1-1/4	36	30	3004-907	189.78
1-1/4	48	42	3004-908	294.64
1-3/8	18	12	3004-944	126.52
1-3/8	23-1/2	18	3004-945	156.09
1-1/2	18	12	3004-964	160.39
1-1/2	23-1/2	18	3004-965	183.78
1-1/2	36	30	3004-967	351.18
1-1/2	48	42	3004-968	405.22
1-5/8	23-1/2	18	3004-975	207.28
1-3/4	23-1/2	18	3004-985	218.36
2	23-1/2	18	3004-995	241.51

SDS+ Bits for Concrete Screws

BIT DIA.	OAL	DESCRIPTION	ORDER NO.	PRICE EACH
5/32	5"	SDS+ w/Hex	3005-055	$ 7.48
5/32	7"	SDS+ w/Hex	3005-057	7.87
3/16	5"	SDS+ w/Hex	3005-065	7.76
3/16	7"	SDS+ w/Hex	3005-067	8.39

Masonry Drills

WARNING: This product contains Cobalt and/or Nickel and/or Lead a chemical known to the state of California to cause cancer or birth defects or other reproductive harm. For more information: www.prop65.ca.gov. WARNING: Cutting tools may shatter. Always wear approved safety glasses and mask when regrinding.

3

MADE IN USA

SDS+

SDS

- Tri-Carb® grade tip guarantees longer life with faster penetration due to increased chiselling action.
- Flute design, combined with a copper brazing alloy, creates the most reliable drill bit on the market.
- USA-made, with highest quality chrome-molybdenum-nickel steel available.
- Vacuum heat treated, and shot-peened for superior strength under rough conditions.

BIT DIA.	OVERALL LENGTH	USEABLE	ORDER NO.	PRICE EACH
5/32	4-5/8	2	3002-051	$ 6.76
5/32	6-5/8	4	3002-052	7.38
5/32	8-5/8	6	3002-053	11.96
3/16	4-3/8	2	3002-061	7.59
3/16	6-3/8	4	3002-062	7.78
3/16	8-5/8	6	3002-063	10.40
3/16	10-5/8	8	3002-064	14.20
3/16	12-5/8	10	3002-065	12.47
3/16	14-5/8	12	3002-066	21.79
3/16	16-5/8	14	3002-067	50.35
7/32	4-3/4	2-1/2	3002-071	7.10
7/32	6-5/8	4	3002-072	8.75
7/32	8-5/8	6	3002-073	11.74
7/32	10-1/4	8	3002-074	14.91
7/32	14-5/8	12	3002-076	24.85
7/32	16-5/8	14	3002-077	30.74
1/4	4-3/8	2	3002-081	7.92
1/4	6-3/8	4	3002-082	8.62
1/4	8-5/8	6	3002-083	10.80
1/4	11-5/8	9	3002-084	14.41
1/4	12-1/4	9-5/8	3002-085	15.23
1/4	14-5/8	12	3002-086	20.52
1/4	16-5/8	14	3002-087	21.62
1/4	20-5/8	18	3002-088	44.44
9/32	8-5/8	6	3002-093	12.81
5/16	6-5/8	4	3002-102	11.25
5/16	9-3/4	7-1/2	3002-103	14.38
5/16	12-5/8	10	3002-105	20.25
3/8	6-5/8	4	3002-122	10.53
3/8	10-5/8	8	3002-124	15.22
3/8	12-5/8	10	3002-125	20.25
3/8	20-5/8	18	3002-128	31.50
3/8	24	22	3002-129	38.34
3/8	36	34	3002-130	68.44
7/16	6-5/8	4	3002-142	14.85
7/16	12-5/8	10	3002-145	20.52
7/16	18-5/8	18	3002-147	29.70
1/2	6-5/8	4	3002-162	12.96
1/2	10-5/8	8	3002-164	15.53
1/2	12-5/8	10	3002-165	24.75
1/2	18-5/8	16	3002-167	28.80
1/2	24	22	3002-169	35.92
1/2	38	36	3002-170	88.72
9/16	6-3/4	4	3002-182	19.35
9/16	10-1/8	7-7/8	3002-184	23.54
9/16	12-3/4	10	3002-185	26.10
9/16	18-3/4	16	3002-187	35.10
5/8	6-3/4	4	3002-202	21.60
5/8	9-3/4	7	3002-203	23.04
5/8	12-3/4	10	3002-205	32.40
5/8	18-3/4	16	3002-207	44.10
5/8	24	22	3002-209	65.07
5/8	36	34	3002-210	127.18
11/16	6-3/4	4	3002-222	30.60
11/16	12-3/4	10	3002-225	43.18
11/16	18-3/4	16	3002-227	65.30
3/4	6-3/4	4	3002-242	28.80
3/4	9-3/4	7	3002-243	36.72
3/4	12-3/4	10	3002-245	42.12
3/4	18-3/4	16	3002-247	52.20
3/4	24	22	3002-249	86.95
3/4	36	34	3002-250	140.78
13/16	12-3/4	10	3002-265	53.24
13/16	18-3/4	16	3002-267	44.58
27/32	8-3/4	6	3002-273	56.78
7/8	6-3/4	4	3002-282	30.60
7/8	9-3/4	7	3002-283	53.10
7/8	12-3/4	10	3002-285	59.74
7/8	18-3/4	16	3002-287	73.23
7/8	24	21	3002-289	105.69
1	10-3/4	8	3002-324	63.38
1	13-1/8	10-1/4	3002-325	68.47
1	18-3/4	16	3002-327	77.74
1	25	22	3002-329	105.82
1	30	28	3002-330	143.00
1-1/8	12-3/4	10	3002-365	85.36
1-1/8	18-3/4	16	3002-367	94.52
1-1/4	12-3/4	10	3002-405	113.80

SDS MAX
Single Cutter Style

SDS max

BIT DIA.	OAL (IN.)	DRILL DEPTH	ORDER NO.	PRICE EACH
3/8	13	7	3002-623	$ 58.46
1/2	13	7	3002-663	59.40
1/2	18	12	3002-664	34.11
1/2	23-1/2	18	3002-665	73.72
1/2	30	24	3002-666	63.19
1/2	36	30	3002-667	95.25
1/2	48	42	3002-668	178.61
9/16	13	7	3002-683	67.32
9/16	23-1/2	18	3002-685	89.55
5/8	13	7	3002-703	71.55
5/8	18	12	3002-704	85.73
5/8	23-1/2	18	3002-705	91.55
3/4	13	7	3002-743	71.78
3/4	18	12	3002-744	91.45
3/4	23-1/2	18	3002-745	92.70
7/8	13	7	3002-783	83.25
7/8	18	12	3002-784	87.83
7/8	23-1/2	18	3002-785	114.76
1	13	7	3002-823	89.10
1	23-1/2	18	3002-825	108.90
1-1/8	13	7	3002-863	89.75
1-1/8	23-1/2	18	3002-865	165.24
1-1/4	15	9	3002-903	140.36
1-1/4	23-1/2	18	3002-905	175.44
1-3/8	15	9	3002-943	104.48
1-1/2	15	9	3002-983	185.22
1-1/2	23-1/2	18	3002-985	222.21

Spline Shank Masonry Drills
Single Cutter Style

spline

BIT DIA.	OVERALL LENGTH	DRILL DEPTH	ORDER NO.	PRICE EACH
3/8	12	6	3003-122	$35.92
3/8	18	12	3003-124	42.76
7/16	12	6	3003-142	43.16
7/16	14	7	3003-143	42.55
1/2	12	6	3003-162	38.26
1/2	18	12	3003-164	43.88
1/2	23-1/2	18	3003-165	51.98
1/2	30	24	3003-166	55.92
1/2	36	30	3003-167	99.68
1/2	48	42	3003-168	182.64
9/16	12	6	3003-182	40.28
9/16	18	12	3003-184	46.14
9/16	23-1/2	18	3003-185	54.16
9/16	30	24	3003-186	92.98
9/16	36	30	3003-187	127.48
9/16	48	42	3003-188	189.10
5/8	12	6	3003-202	42.30
5/8	18	12	3003-204	48.16
5/8	23-1/2	18	3003-205	55.08
5/8	30	24	3003-206	93.41
5/8	36	30	3003-207	105.89
11/16	12	6	3003-222	51.45
11/16	23-1/2	18	3003-225	65.36
3/4	12	6	3003-242	46.80
3/4	18	12	3003-244	51.12
3/4	23-1/2	18	3003-245	56.48
27/32	23-1/2	18	3003-275	58.86
7/8	12	6	3003-282	49.50
7/8	18	12	3003-284	55.14
7/8	23-1/2	18	3003-285	61.20
7/8	36	30	3003-287	121.79
1	12	6	3003-322	56.26
1	18	12	3003-324	63.00
1	23-1/2	18	3003-325	70.88
1-1/8	12	6	3003-362	62.62
1-1/8	18	12	3003-364	71.11
1-1/8	23-1/2	18	3003-365	82.80
1-1/4	18	12	3003-404	84.38
1-1/4	23-1/2	18	3003-405	91.68
1-3/8	18	12	3003-444	104.96
1-3/8	23-1/2	18	3003-445	111.72
1-1/2	18	12	3003-484	110.26
1-1/2	23-1/2	18	3003-485	122.86

SDS+ Adapters

- SDS+ Adapters allow you to use your larger Heavy Duty rotary hammer drills with SDS+ shank drill bits and any other SDS+ shanked tools.

- PM-SDS
  SDS Max to SDS+
  Order No. 3005-014
  Price Each: $71.12

- CP9-SDS
  Chicago Pneumatic to SDS+
  Order No. 3005-010
  Price Each: $75.70

- PB-SDS
  Spline to SDS+
  Order No. 3005-012
  Price Each: $88.10

- TOP-SDS
  SDS-TOP to SDS+
  Order No. 3005-016
  Price Each: $76.13

Masonry Core Drills

WARNING: This product contains Cobalt and/or Nickel and/or Lead a chemical known to the state of California to cause cancer or birth defects or other reproductive harm. For more information: www.prop65.ca.gov. WARNING: Cutting tools may shatter. Always wear approved safety glasses and mask when regrinding.

3

MADE IN USA

Rebar Cutters

Now you can use the same tool to drill concrete, rebar, and steel plate! These innovative adaptor designs are for use with your SDS+, SDS Max, or Spline drill! No need for additional power tools, or core rigs to complete the job.

BIT DIA.	OVERALL LENGTH	ORDER NO.	PRICE EACH
3/8	12”	3005-312	$ 41.87
1/2	12”	3005-316	48.39
9/16	12”	3005-318	52.47
5/8	12”	3005-320	59.57
3/4	12”	3005-324	63.70
7/8	12”	3005-328	70.40
1	12”	3005-332	80.40
1-1/8	12”	3005-336	88.71
1-1/4	12”	3005-340	93.04
1-1/2	12”	3005-348	105.83



Plate Cutters

BIT DIA.	OVERALL LENGTH	ORDER NO.	PRICE EACH
3/8	12”	3005-362	$ 40.23
1/2	12”	3005-366	46.18
5/8	12”	3005-370	56.93
3/4	12”	3005-374	60.66
7/8	12”	3005-378	67.77
1	12”	3005-382	76.69
1-1/8	12”	3005-386	81.31
1-1/4	12”	3005-390	89.01
1-1/2	12”	3005-398	100.13

Adapters

- RE-PB Spline Adaptor
  Order No. 3005-410 Price Each: $41.87

- RE-PL 1/2” Straight Shank Adaptor
  Order No. 3005-412 Price Each: $17.17

- RE-PM SDS Max Adaptor
  Order No. 3005-414 Price Each: $47.78

- RE-PM SDS+ Adaptor
  Order No. 3005-416 Price Each: $34.89

Rotary Core Drills

DIA.	OVERALL LENGTH	ORDER NO.	PRICE EACH
1-1/2	5”	3005-112	$ 99.58
1-3/4	5”	3005-114	115.82
2	5”	3005-116	130.29
2-1/2	5”	3005-120	168.90
3	5”	3005-124	215.15
3-1/2	5”	3005-128	227.82
4	5”	3005-132	288.58
4-1/2	5”	3005-136	326.28
5	5”	3005-140	401.74
6	6”	3005-148	483.51

Shanks & Accessories

DESCRIPTION	ORDER NO.	PRICE EACH
12” Spline	3005-160	$ 54.85
18” Spline	3005-162	79.89
12” SDS Max	3005-164	55.64
18” SDS Max	3005-166	79.89
12” Kango 950	3005-168	73.12
12” Kango 637	3005-170	73.12
12” 7/16” Hex Skill726, Mil5300	3005-172	73.12
12” 9/16” Hex Skill732, Mil5325	3005-174	73.12
12” 3/4” Hex Skill736, HD45	3005-176	75.21
12” 3/4” Hex for Wacker	3005-178	75.21
A-Taper Starter Bit	3005-180	11.36

Thin Wall Core Drills

SIZE	ORDER NO.	PRICE EACH
1-1/2”	3005-212	$ 85.59
1-3/4”	3005-214	104.19
2”	3005-216	123.54
2-1/2”	3005-220	160.75
3”	3005-224	189.02
3-1/2”	3005-228	219.54
4”	3005-232	230.27

Shanks & Accessories

DESCRIPTION	ORDER NO.	PRICE EACH
12” SDS Max	3005-260	$ 50.08
18” SDS Max	3005-262	62.89
12” SDS+	3005-264	47.25
8” SDS+	3005-266	39.07
12” Spline	3005-268	47.25
18” Spline	3005-270	56.80
Starter	3005-272	9.40

Masonry Drills

WARNING: This product contains Cobalt and/or Nickel and/or Lead a chemical known to the state of California to cause cancer or birth defects or other reproductive harm. For more information: www.prop65.ca.gov. WARNING: Cutting tools may shattor. Always wear approved safety glasses and mask when regrinding.

2

Fast Spiral

MADE IN USA

DIA.	SHANK DIA.	OVERALL LENGTH	ORDER NO.	PRICE EACH
1/8	1/8	3	3011-010	$ 4.11
5/32	5/32	3	3011-020	2.66
11/64	11/64	3	3011-030	4.34
3/16	3/16	3	3011-040	1.80
3/16	3/16	4	3011-045	4.41
3/16	3/16	6	3011-050	3.56
7/32	7/32	4	3011-060	2.09
1/4	1/4	4	3011-070	4.63
1/4	1/4	6	3011-080	4.63
9/32	1/4	4	3011-090	3.32
9/32	1/4	6	3011-100	3.23
5/16	1/4	4	3011-110	4.83
5/16	1/4	6	3011-120	5.36
3/8	1/4	4	3011-130	5.20
3/8	1/4	6	3011-140	5.53
7/16	1/4	6	3011-150	5.90
1/2	1/4	4	3011-155	6.03
1/2	1/4	6	3011-160	6.40
1/2	3/8	6	3011-170	6.40
9/16	3/8	6	3011-180	8.88
5/8	3/8	6	3011-183	10.31
11/16	1/2	6	3011-200	11.26
3/4	3/8	6	3011-205	10.64
7/8	1/2	6	3011-220	15.48
1	1/2	6	3011-230	18.98
1-1/8	1/2	6	3011-240	29.11

Regular Spiral
Import

DIA.	SHANK DIA.	OVERALL LENGTH	ORDER NO.	PRICE EACH
1/8	3/8	3	3010-010	$ 4.11
5/32	5/32	3	3010-020	4.34
3/16	3/16	4	3010-045	4.41
3/16	3/16	6	3010-050	4.45
7/32	7/32	4	3010-065	4.54
1/4	1/4	4	3010-070	4.63
1/4	1/4	6	3010-080	4.63
5/16	1/4	4	3010-110	4.83
5/16	1/4	6	3010-120	5.36
3/8	1/4	4	3010-130	5.20
3/8	3/8	4	3010-142	1.78
3/8	1/4	6	3010-140	5.53
7/16	1/4	4	3010-145	5.94
7/16	1/4	6	3010-150	5.90
7/16	3/8	6	3010-152	5.90
1/2	1/4	6	3010-160	6.40
1/2	3/8	6	3010-170	6.40
9/16	3/8	6	3010-180	8.88
5/8	3/8	6	3010-185	10.31
11/16	1/2	6	3010-200	11.26
3/4	1/2	6	3010-210	12.18
7/8	1/2	6	3010-220	15.48
1	1/2	6	3010-230	18.98

Extra Long
Fast Spiral or Regular Spiral



			FAST SPIRAL MADE IN USA		REGULAR SPIRAL IMPORT	
DIAM.	SHANK DIAM.	OAL	ORDER NO.	PRICE EACH	ORDER NO.	PRICE EACH
1/8	1/8	13	3013-113	$ 9.98	–	–
3/16	3/16	13	3013-123	4.38	–	–
3/16	3/16	18	3013-125	7.20	–	–
1/4	1/4	13	3013-163	5.06	3012-164	$ 4.66
1/4	1/4	18	3013-165	6.96	3012-166	5.77
1/4	1/4	24	3013-167	8.24	–	–
1/4	1/4	30	3013-168	10.42	–	–
1/4	1/4	36	3013-170	19.68	–	–
5/16	1/4	13	3013-203	5.69	3012-204	4.99
5/16	1/4	18	3013-205	7.25	3012-206	5.60
5/16	1/4	24	3013-207	8.89	–	–
3/8	1/4	13	3013-243	6.70	3012-244	6.62
3/8	1/4	18	3013-245	7.73	3012-246	10.03
3/8	1/4	24	3013-247	9.15	–	–
3/8	1/4	36	3013-249	17.65	–	–
7/16	1/4	13	3013-283	7.50	–	–
1/2	3/8	13	3013-323	7.74	3012-324	10.71
1/2	3/8	18	3013-325	9.27	3012-326	16.05
9/16	3/8	13	–	–	3012-364	7.92
9/16	1/2	18	3013-365	14.95	3012-366	9.39
5/8	1/2	13	3013-403	12.61	–	–
5/8	1/2	18	3013-405	14.37	–	–
5/8	1/2	24	3013-407	17.13	–	–
3/4	1/2	13	3013-483	14.45	–	–
3/4	1/2	18	3013-485	16.51	–	–
7/8	1/2	13	3013-563	20.75	–	–
1	1/2	13	–	–	3012-644	POA
1	1/2	18	3013-645	28.71	–	–

Glass & Tile Drills

Carbide Tipped

2

DIAM.	SHANK DIAM.	OVERALL LENGTH	ORDER NO.	PRICE EACH
1/8	7/64	2-1/2	3016-008	$ 9.90
3/16	5/32	2-1/2	3016-012	11.35
1/4	7/32	2-1/2	3016-016	12.38
5/16	1/4	3	3016-020	13.90
3/8	5/16	3-1/2	3016-024	20.21
7/16	3/8	3-1/2	3016-028	21.88
1/2	7/16	3-1/2	3016-032	23.51
9/16	1/2	4	3016-036	30.63
5/8	9/16	4	3016-040	38.75

- Drills glass, tile, porcelain, ceramic and other hard, fragile materials without chipping or cracking the material when properly used.
- Speed should be about 25 surface feet per minute (300 to 600 RPM) using a steady, moderate hand feed.
- Constant flow of coolant is important.
- Back material being drilled with wood or rubber to support material during drill breakthrough.
- Avoid vibration and excessive stress.
- Keep drill sharp to eliminate excessive pressure.

Drill & Reamer Blanks – High Speed Steel

2

WARNING: This product contains Cobalt and/or Nickel and/or Lead a chemical known to the state of California to cause cancer or birth defects or other reproductive harm. For more information: www.prop65.ca.gov. **WARNING:** Cutting tools may shatter. Always wear approved safety glasses and mask when regrinding.

Fractional Sizes

SIZE	DEC. EQV.	OVERALL LENGTH	Pittsburg DRILL BLANKS ORDER NO.	Pittsburg DRILL BLANKS PRICE EACH	VERMONT GAGE DRILL BLANKS ORDER NO.	VERMONT GAGE DRILL BLANKS PRICE EACH	VERMONT GAGE REAMER BLANKS ORDER NO.	VERMONT GAGE REAMER BLANKS PRICE EACH
1/64	.0156	3/4	1490-001	$ 0.93	1491-001	$ 2.09	1520-001	$ 2.96
1/32	.0312	1-3/8	1490-002	0.93	1491-002	2.09	1520-002	2.96
3/64	.0469	1-3/4	1490-003	0.98	1491-003	2.27	1520-003	3.23
1/16	.0625	1-7/8	1490-004	0.98	1491-004	2.20	1520-004	3.13
5/64	.0781	2	1490-005	1.05	1491-005	2.34	1520-005	3.33
3/32	.0937	2-1/4	1490-006	1.05	1491-006	2.27	1520-006	3.23
7/64	.1094	2-5/8	1490-007	1.05	1491-007	2.34	1520-007	3.33
1/8	.1250	2-3/4	1490-008	1.05	1491-008	2.22	1520-008	3.15
9/64	.1406	2-7/8	1490-009	1.05	1491-009	2.34	1520-009	3.33
5/32	.1562	3-1/8	1490-010	1.18	1491-010	2.57	1520-010	3.65
11/64	.1719	3-1/4	1490-011	1.18	1491-011	2.57	1520-011	3.65
3/16	.1875	3-1/2	1490-012	1.30	1491-012	2.88	1520-012	4.09
13/64	.2031	3-5/8	1490-013	1.63	1491-013	3.76	1520-013	5.34
7/32	.2187	3-3/4	1490-014	1.71	1491-014	3.78	1520-014	5.38
15/64	.2344	3-7/8	1490-015	1.86	1491-015	4.25	1520-015	6.04
1/4	.2500	4	1490-016	2.03	1491-016	4.39	1520-016	6.24
17/64	.2656	4-1/8	1490-017	2.14	1491-017	4.98	1520-017	7.08
9/32	.2812	4-1/4	1490-018	2.30	1491-018	5.38	1520-018	7.64
19/64	.2969	4-3/8	1490-019	2.55	1491-019	5.98	1520-019	8.49
5/16	.3125	4-1/2	1490-020	2.63	1491-020	5.86	1520-020	8.31
21/64	.3281	4-5/8	1490-021	2.89	1491-021	6.77	1520-021	9.61
11/32	.3438	4-3/4	1490-022	3.09	1491-022	7.26	1520-022	10.31
23/64	.3594	4-7/8	1490-023	3.48	1491-023	8.16	1520-023	11.59
3/8	.3750	5	1490-024	3.80	1491-024	8.56	1520-024	12.15
25/64	.3906	5-1/8	1490-025	3.96	1491-025	9.32	1520-025	13.25
13/32	.4062	5-1/4	1490-026	4.30	1491-026	10.10	1520-026	14.35
27/64	.4219	5-3/8	1490-027	4.81	1491-027	11.32	1520-027	16.08
7/16	.4375	5-1/2	1490-028	5.43	1491-028	12.46	1520-028	17.69
29/64	.4531	5-5/8	1490-029	5.56	1491-029	13.13	1520-029	18.65
15/32	.4688	5-3/4	1490-030	5.65	1491-030	13.34	1520-030	18.95
31/64	.4844	5-7/8	1490-031	6.40	1491-031	15.13	1520-031	21.50
1/2	.5000	6	1490-032	6.76	1491-032	15.25	1520-032	21.66
33/64	.5156	6	1490-033	9.63	1491-033	26.69	–	–
17/32	.5312	6	1490-034	9.94	1491-034	27.98	1520-034	42.59
35/64	.5469	6	1490-035	10.50	1491-035	26.69	–	–
9/16	.5625	6	1490-036	$ 10.94	1491-036	$ 29.15	1520-036	$ 44.36
37/64	.5781	6	1490-037	11.25	1491-037	33.42	–	–
19/32	.5937	6	1490-038	12.06	1491-038	33.42	–	–
39/64	.6094	6	1490-039	12.50	1491-039	32.81	–	–
5/8	.6250	6	1490-040	12.50	1491-040	32.81	1520-040	49.93
41/64	.6406	6	1490-041	13.44	1491-041	38.65	–	–
21/32	.6562	6	1490-042	13.94	1491-042	38.65	–	–
43/64	.6719	6	1490-043	14.31	1491-043	42.36	–	–
11/16	.6875	6	1490-044	14.94	1491-044	42.36	–	–
45/64	.7031	6	1490-045	15.44	1491-045	42.36	–	–
23/32	.7187	6	1490-046	15.81	1491-046	42.36	–	–
47/64	.7344	6	1490-047	16.38	1491-047	43.90	–	–
3/4	.7500	6	1490-048	16.38	1491-048	43.90	1520-048	66.80
49/64	.7656	6	1490-049	18.31	1491-049	47.90	–	–
25/32	.7812	6	1490-050	18.38	1491-050	47.90	–	–
51/64	.7969	6	1490-051	21.06	1491-051	51.02	–	–
13/16	.8125	6	1490-052	21.06	1491-052	51.02	–	–
53/64	.8281	6	1490-053	22.38	1491-053	56.62	–	–
27/32	.8437	6	1490-054	22.38	1491-054	56.62	–	–
55/64	.8594	6	1490-055	22.94	1491-055	60.08	–	–
7/8	.8750	6	1490-056	22.94	1491-056	60.08	1520-056	91.44
57/64	.8906	6	1490-057	25.19	1491-057	65.38	–	–
29/32	.9062	6	1490-058	25.19	1491-058	65.38	–	–
59/64	.9219	6	1490-059	27.75	1491-059	69.38	–	–
15/16	.9375	6	1490-060	27.75	1491-060	69.38	–	–
61/64	.9531	6	1490-061	33.19	1491-061	72.16	–	–
31/32	.9688	6	1490-062	33.19	1491-062	72.16	–	–
63/64	.9844	6	1490-063	33.13	1491-063	76.03	–	–
1	1.0000	6	1490-064	27.81	1491-064	76.03	–	–

Tolerances: Drill Blanks 1/64" – 1/2"– .0002 + .0000; 33/64" – 5/8" – .0003 + .0000; 41/64" – 1"– .0005 + .0000
Reamer Blanks 1/64" – 1/2"+ .0002 – .0000; 33/64" – 5/8" + .0003 – .0000; 41/64" – 1"+ .0005 – .0000

Letter Sizes

SIZE	DEC. EQV.	OVERALL LENGTH	Pittsburg DRILL BLANKS ORDER NO.	Pittsburg DRILL BLANKS PRICE EACH	VERMONT GAGE DRILL BLANKS ORDER NO.	VERMONT GAGE DRILL BLANKS PRICE EACH	VERMONT GAGE REAMER BLANKS ORDER NO.	VERMONT GAGE REAMER BLANKS PRICE EACH
A	.2340	3-7/8	1510-001	$1.89	1511-001	$4.44	1540-001	$6.31
B	.2380	4	1510-002	1.89	1511-002	4.44	1540-002	6.31
C	.2420	4	1510-003	1.89	1511-003	4.44	1540-003	6.31
D	.2460	4	1510-004	2.10	1511-004	4.44	1540-004	6.31
E	.2500	4	1510-005	2.03	1511-005	4.39	1540-005	6.24
F	.2570	4-1/8	1510-006	2.18	1511-006	4.94	1540-006	7.03
G	.2610	4-1/8	1510-007	2.18	1511-007	4.94	1540-007	7.03
H	.2660	4-1/8	1510-008	2.18	1511-008	4.94	1540-008	7.03
I	.2720	4-1/8	1510-009	2.36	1511-009	5.33	1540-009	7.56
J	.2770	4-1/8	1510-010	2.36	1511-010	5.33	1540-010	7.56
K	.2810	4-1/4	1510-011	2.36	1511-011	5.51	1540-011	7.83
L	.2900	4-1/4	1510-012	2.36	1511-012	5.51	1540-012	7.83
M	.2950	4-3/8	1510-013	2.59	1511-013	6.14	1540-013	8.73
N	.3020	4-3/8	1510-014	2.59	1511-014	6.14	1540-014	8.73
O	.3160	4-1/2	1510-015	2.66	1511-015	6.07	1540-015	8.63
P	.3230	4-5/8	1510-016	$2.95	1511-016	$6.54	1540-016	$9.29
Q	.3320	4-3/4	1510-017	2.95	1511-017	6.54	1540-017	9.29
R	.3390	4-3/4	1510-018	3.14	1511-018	7.40	1540-018	10.51
S	.3480	4-7/8	1510-019	3.55	1511-019	8.44	1540-019	11.99
T	.3580	4-7/8	1510-020	3.55	1511-020	8.44	1540-020	11.99
U	.3680	5	1510-021	3.94	1511-021	8.95	1540-021	12.71
V	.3770	5	1510-022	4.00	1511-022	8.95	1540-022	12.71
W	.3860	5-1/8	1510-023	4.00	1511-023	9.71	1540-023	13.79
X	.3970	5-1/8	1510-024	4.00	1511-024	9.71	1540-024	13.79
Y	.4040	5-1/4	1510-025	4.40	1511-025	10.50	1540-025	14.91
Z	.4130	5-1/4	1510-026	4.40	1511-026	10.50	1540-026	14.91

Drill & Reamer Blanks – High Speed Steel

Wire Gage Sizes

WARNING: This product contains Cobalt and/or Nickel and/or Lead a chemical known to the state of California to cause cancer or birth defects or other reproductive harm. For more information: www.prop65.ca.gov. **WARNING:** Cutting tools may shatter. Always wear approved safety glasses and mask when regrinding.

2

SIZE	DEC. EQV.	OVERALL LENGTH	Pittsburg DRILL BLANKS ORDER NO.	Pittsburg DRILL BLANKS PRICE EACH	VERMONT GAGE DRILL BLANKS ORDER NO.	VERMONT GAGE DRILL BLANKS PRICE EACH	VERMONT GAGE REAMER BLANKS ORDER NO.	VERMONT GAGE REAMER BLANKS PRICE EACH
1	.2280	3-7/8	1500-001	$1.71	1501-001	$3.62	1530-001	$5.15
2	.2210	3-7/8	1500-002	1.71	1501-002	3.62	1530-002	5.15
3	.2130	3-3/4	1500-003	1.71	1501-003	3.62	1530-003	5.15
4	.2090	3-3/4	1500-004	1.71	1501-004	3.62	1530-004	5.15
5	.2055	3-3/4	1500-005	1.71	1501-005	3.62	1530-005	5.15
6	.2040	3-3/4	1500-006	1.63	1501-006	3.48	1530-006	4.94
7	.2010	3-5/8	1500-007	1.63	1501-007	3.48	1530-007	4.94
8	.1999	3-5/8	1500-008	1.63	1501-008	3.48	1530-008	4.94
9	.1960	3-5/8	1500-009	1.63	1501-009	3.48	1530-009	4.94
10	.1935	3-5/8	1500-010	1.63	1501-010	3.48	1530-010	4.94
11	.1910	3-1/2	1500-011	1.30	1501-011	2.76	1530-011	3.93
12	.1890	3-1/2	1500-012	1.30	1501-012	2.76	1530-012	3.93
13	.1850	3-1/2	1500-013	1.30	1501-013	2.76	1530-013	3.93
14	.1820	3-3/8	1500-014	1.30	1501-014	2.76	1530-014	3.93
15	.1800	3-3/8	1500-015	1.30	1501-015	2.76	1530-015	3.93
16	.1770	3-3/8	1500-016	1.18	1501-016	2.45	1530-016	3.48
17	.1730	3-3/8	1500-017	1.18	1501-017	2.45	1530-017	3.48
18	.1695	3-1/4	1500-018	1.18	1501-018	2.45	1530-018	3.48
19	.1660	3-1/4	1500-019	1.18	1501-019	2.45	1530-019	3.48
20	.1610	3-1/4	1500-020	1.18	1501-020	2.45	1530-020	3.48
21	.1590	3-1/4	1500-021	1.18	1501-021	2.45	1530-021	3.48
22	.1570	3-1/8	1500-022	1.18	1501-022	2.45	1530-022	3.48
23	.1540	3-1/8	1500-023	1.18	1501-023	2.45	1530-023	3.48
24	.1520	3-1/8	1500-024	1.18	1501-024	2.45	1530-024	3.48
25	.1495	3	1500-025	1.18	1501-025	2.45	1530-025	3.48
26	.1470	3	1500-026	1.05	1501-026	2.18	1530-026	3.10
27	.1440	3	1500-027	1.05	1501-027	2.18	1530-027	3.10
28	.1405	2-7/8	1500-028	1.05	1501-028	2.18	1530-028	3.10
29	.1360	2-7/8	1500-029	1.05	1501-029	2.18	1530-029	3.10
30	.1285	2-3/4	1500-030	1.05	1501-030	2.18	1530-030	3.10
31	.1200	2-3/4	1500-031	1.05	1501-031	2.18	1530-031	3.10
32	.1160	2-3/4	1500-032	1.05	1501-032	2.18	1530-032	3.10
33	.1130	2-5/8	1500-033	1.05	1501-033	2.18	1530-033	3.10
34	.1110	2-5/8	1500-034	1.05	1501-034	2.18	1530-034	3.10
35	.1100	2-5/8	1500-035	1.05	1501-035	2.18	1530-035	3.10
36	.1065	2-1/2	1500-036	1.05	1501-036	2.18	1530-036	3.10
37	.1040	2-1/2	1500-037	1.05	1501-037	2.18	1530-037	3.10
38	.1015	2-1/2	1500-038	1.05	1501-038	2.18	1530-038	3.10
39	.0995	2-3/8	1500-039	1.05	1501-039	2.18	1530-039	3.10
40	.0980	2-3/8	1500-040	1.05	1501-040	2.18	1530-040	3.10

SIZE	DEC. EQV.	OVERALL LENGTH	Pittsburg DRILL BLANKS ORDER NO.	Pittsburg DRILL BLANKS PRICE EACH	VERMONT GAGE DRILL BLANKS ORDER NO.	VERMONT GAGE DRILL BLANKS PRICE EACH	VERMONT GAGE REAMER BLANKS ORDER NO.	VERMONT GAGE REAMER BLANKS PRICE EACH
41	.0960	2-3/8	1500-041	$1.05	1501-041	$2.77	1530-041	$3.94
42	.0965	2-1/4	1500-042	1.05	1501-042	2.77	1530-042	3.94
43	.0890	2-1/4	1500-043	1.05	1501-043	2.77	1530-043	3.94
44	.0860	2-1/8	1500-044	1.05	1501-044	2.77	1530-044	3.94
45	.0820	2-1/8	1500-045	1.05	1501-045	2.77	1530-045	3.94
46	.0810	2-1/8	1500-046	1.05	1501-046	2.77	1530-046	3.94
47	.0785	2	1500-047	1.05	1501-047	2.77	1530-047	3.94
48	.0760	2	1500-048	1.05	1501-048	2.77	1530-048	3.94
49	.0730	2	1500-049	1.05	1501-049	2.77	1530-049	3.94
50	.0700	2	1500-050	1.05	1501-050	2.77	1530-050	3.94
51	.0670	2	1500-051	0.98	1501-051	2.77	1530-051	3.94
52	.0635	1-7/8	1500-052	0.98	1501-052	2.77	1530-052	3.94
53	.0595	1-7/8	1500-053	0.98	1501-053	2.77	1530-053	3.94
54	.0550	1-7/8	1500-054	0.98	1501-054	2.77	1530-054	3.94
55	.0520	1-7/8	1500-055	0.98	1501-055	2.77	1530-055	3.94
56	.0465	1-3/4	1500-056	0.98	1501-056	2.77	1530-056	3.94
57	.0430	1-3/4	1500-057	0.98	1501-057	2.77	1530-057	3.94
58	.0420	1-5/8	1500-058	0.98	1501-058	2.77	1530-058	3.94
59	.0410	1-5/8	1500-059	0.98	1501-059	2.77	1530-059	3.94
60	.0400	1-5/8	1500-060	0.98	1501-060	2.77	1530-060	3.94
61	.0390	1-5/8	1500-061	0.80	1501-061	2.77	1530-061	3.94
62	.0380	1-1/2	1500-062	0.80	1501-062	2.77	1530-062	3.94
63	.0370	1-1/2	1500-063	0.80	1501-063	2.77	1530-063	3.94
64	.0360	1-1/2	1500-064	0.80	1501-064	2.77	1530-064	3.94
65	.0350	1-1/2	1500-065	0.80	1501-065	2.77	1530-065	3.94
66	.0330	1-1/2	1500-066	0.80	1501-066	2.77	1530-066	3.94
67	.0320	1-3/8	1500-067	0.80	1501-067	2.77	1530-067	3.94
68	.0310	1-3/8	1500-068	0.80	1501-068	2.77	1530-068	3.94
69	.0292	1-3/8	1500-069	0.80	1501-069	2.77	1530-069	3.94
70	.0280	1-1/4	1500-070	0.80	1501-070	2.77	1530-070	3.94
71	.0260	1-1/4	1500-071	0.80	1501-071	2.77	1530-071	3.94
72	.0250	1-1/8	1500-072	0.80	1501-072	2.77	1530-072	3.94
73	.0240	1-1/8	1500-073	0.80	1501-073	2.77	1530-073	3.94
74	.0225	1	1500-074	0.80	1501-074	2.77	1530-074	3.94
75	.0210	1	1500-075	0.80	1501-075	2.77	1530-075	3.94
76	.0200	7/8	1500-076	0.80	1501-076	2.77	1530-076	3.94
77	.0180	7/8	1500-077	0.80	1501-077	2.77	1530-077	3.94
78	.0160	7/8	1500-078	0.80	1501-078	2.77	1530-078	3.94
79	.0145	3/4	1500-079	0.80	1501-079	2.77	1530-079	3.94
80	.0135	3/4	1500-080	0.80	1501-080	2.77	1530-080	3.94

Extra Long Drill Blanks– High Speed Steel

		VERMONT GAGE							
		6" OVERALL		12" OVERALL		24" OVERALL		36" OVERALL	
SIZE	DEC. EQV.	ORDER NO.	PRICE EACH	ORDER NO.	PRICE EACH	ORDER NO.	PRICE EACH	ORDER NO.	PRICE EACH
1/16	.0625	1511-104	$6.45	1511-204	$ 8.90	1511-304	$35.60	1511-404	$56.96
5/64	.0781	1511-105	6.45	1511-205	8.90	1511-305	35.60	1511-405	56.96
3/32	.0937	1511-106	6.45	1511-206	8.90	1511-306	35.60	1511-406	56.96
7/64	.1094	1511-107	8.23	1511-207	13.35	1511-307	42.72	1511-407	56.96
1/8	.1250	1511-108	8.23	1511-208	13.35	1511-308	42.72	1511-408	56.96
9/64	.1406	1511-109	8.23	1511-209	14.24	1511-309	42.72	1511-409	56.96
5/32	.1562	1511-110	8.23	1511-210	14.24	1511-310	42.72	1511-410	56.96
11/64	.1719	1511-111	11.35	1511-211	18.69	1511-311	49.84	1511-411	71.20
3/16	.1875	1511-112	11.35	1511-212	18.69	1511-312	49.84	1511-412	71.20
13/64	.2031	1511-113	11.35	1511-213	18.69	1511-313	49.84	1511-413	71.20
7/32	.2187	1511-114	11.35	1511-214	18.69	1511-314	49.84	1511-414	71.20
15/64	.2344	1511-115	16.47	1511-215	24.03	1511-315	56.96	1511-415	82.77
1/4	.2500	1511-116	16.47	1511-216	24.03	1511-316	56.96	1511-416	82.77
17/64	.2656	1511-117	16.47	1511-217	24.03	1511-317	56.96	1511-417	82.77

		VERMONT GAGE							
		6" OVERALL		12" OVERALL		24" OVERALL		36" OVERALL	
SIZE	DEC. EQV.	ORDER NO.	PRICE NO.	ORDER NO.	PRICE EACH	ORDER NO.	PRICE EACH	ORDER NO.	PRICE EACH
9/32	.2812	1511-118	$16.47	1511-218	$24.03	1511-318	$56.96	1511-418	$82.77
19/64	.2969	1511-119	17.58	1511-219	28.48	1511-319	64.08	1511-419	89.89
5/16	.3125	1511-120	17.58	1511-220	28.48	1511-320	64.08	1511-420	89.89
21/64	.3281	1511-121	17.58	1511-221	28.48	1511-321	64.08	1511-421	89.89
11/32	.3438	1511-122	17.58	1511-222	28.48	1511-322	64.08	1511-422	89.89
23/64	.3594	1511-123	18.69	1511-223	34.71	1511-323	71.20	1511-423	109.47
3/8	.3750	1511-124	18.69	1511-224	34.71	1511-324	71.20	1511-424	109.47
25/64	.3906	1511-125	18.69	1511-225	34.71	1511-325	71.20	1511-425	109.47
13/32	.4062	1511-126	18.69	1511-226	34.71	1511-326	71.20	1511-426	109.47
27/64	.4219	1511-127	20.25	1511-227	35.60	1511-327	77.43	1511-427	122.82
7/16	.4375	1511-128	20.25	1511-228	35.60	1511-328	77.43	1511-428	122.82
29/64	.4531	1511-129	20.25	1511-229	35.60	1511-329	77.43	1511-429	122.82
15/32	.4688	1511-130	20.25	1511-230	35.60	1511-330	77.43	1511-430	122.82
31/64	.4844	1511-131	21.36	1511-231	42.72	1511-331	98.79	1511-431	133.50
1/2	.5000	1511-132	21.36	1511-232	42.72	1511-332	98.79	1511-432	133.50

Tolerance Limits: 6" and 12" Lengths – Plus .000, Minus .0005 42" and 36" Lengths – Plus or Minus .001

Drills

WARNING: This product contains Cobalt and/or Nickel and/or Lead a chemical known to the state of California to cause cancer or birth defects or other reproductive harm. For more information: www.prop65.ca.gov. WARNING: Cutting tools may shatter. Always wear approved safety glasses and mask when regrinding.

NC Spotting Drills

Right Hand - 90° or 120° - HSS & M42 Cobalt

Designed with a narrow chisel edge for quick starting on NC machines. Provides accurate spotting location for follow-up drilling.

3 2 2

				Pittsburg®		Republic			
				HSS		HSS		M42 COBALT	
BODY DIA.	POINT ANGLE	OAL	FLUTE LG'TH.	ORDER NO.	PRICE EACH	ORDER NO.	PRICE EACH	ORDER NO.	PRICE EACH
1/4	3/4	2-1/2	90	1485-102	6.75	1909-902	22.52	1908-202	$26.16
	3/4	2-1/2	120	1485-104	6.75	1909-904	22.78	1908-204	24.71
	3/4	4	90	1485-106	9.20	1909-906	32.92	1908-206	48.17
	3/4	4	120	1485-108	9.20	1909-908	33.59	1908-208	48.17
	3/4	6	90	1485-110	12.00	1909-910	45.73	1908-210	66.17
	3/4	6	120	1485-112	12.00	1909-912	46.98	1908-212	66.17
3/8	1-1/8	3-1/8	90	1485-114	8.52	1909-914	24.23	1908-214	28.20
	1-1/8	3-1/8	120	1485-116	8.52	1909-916	24.52	1908-216	26.60
	1-1/8	5	90	1485-118	12.21	1909-918	34.53	1908-218	51.37
	1-1/8	5	120	1485-120	12.21	1909-920	35.31	1908-220	51.37
	1-1/8	7	90	1485-122	16.96	1909-922	48.91	1908-222	71.16
	1-1/8	7	120	1485-124	16.96	1909-924	37.62	1908-224	71.16
1/2	1-3/8	3-3/4	90	1485-126	10.91	1909-926	31.02	1908-226	36.13
	1-3/8	3-3/4	120	1485-128	10.91	1909-928	31.41	1908-228	34.10
	1-3/8	6	90	1485-130	15.24	1909-930	43.11	1908-230	64.24
	1-3/8	6	120	1485-132	15.24	1909-932	44.12	1908-232	64.24
	1-3/8	8	90	1485-134	20.59	1909-934	58.40	1908-234	87.37
	1-3/8	8	120	1485-136	20.59	1909-936	59.41	1908-236	87.37
5/8	1-5/8	4-3/8	90	1485-138	14.28	1909-938	41.03	1908-238	47.77
	1-5/8	4-3/8	120	1485-140	14.28	1909-940	40.69	1908-240	44.23
	1-5/8	7	90	1485-142	19.54	1909-942	55.15	1908-242	81.19
	1-5/8	7	120	1485-143	19.54	1909-943	56.63	1908-243	81.19
	1-5/8	9	90	1485-144	26.70	1909-944	76.41	1908-244	112.23
	1-5/8	9	120	1485-146	26.70	1909-946	76.36	1908-246	112.23
3/4	1-7/8	5	90	1485-148	24.25	1909-948	51.77	1908-248	60.24
	1-7/8	5	120	1485-150	24.25	1909-950	52.31	1908-250	56.89
	1-7/8	8	90	1485-152	34.86	1909-952	74.05	1908-252	111.53
	1-7/8	8	120	1485-154	34.86	1909-954	75.53	1908-254	111.53
	1-7/8	10	90	1485-156	46.76	1909-956	99.53	1908-256	149.05
	1-7/8	10	120	1485-158	46.76	1909-958	101.09	1908-258	149.05
1"	2-1/4	6	90	1485-160	87.39	1909-960	67.22	1908-260	101.71
	2-1/4	6	120	1485-162	40.95	1909-962	88.32	1908-262	96.04
	2-1/4	8	90	1485-164	44.40	1909-964	94.30	1908-264	151.07
	2-1/4	8	120	1485-166	44.40	1909-966	96.20	1908-266	151.07
	2-1/4	10	90	1485-168	57.33	1909-968	121.86	1908-268	185.90
	2-1/4	10	120	1485-170	57.33	1909-970	124.12	1908-270	185.90

Solid Carbide NC Spotting Drills

Right Hand - 90° or 120°

2

				Republic	
BODY DIA.	FLUTE LGTH.	OAL	POINT ANGLE	ORDER NO.	PRICE EACH
1/8	3/8	1-1/2	90	1908-302	$28.16
	3/8	1-1/2	120	1908-303	28.16
3/16	9/16	2	90	1908-312	36.39
	9/16	2	120	1908-313	36.39
1/4	3/4	2-1/2	90	1908-322	45.05
	3/4	2-1/2	120	1908-323	45.05
5/16	3/4	2-1/2	90	1908-332	40.34
	3/4	2-1/2	120	1908-333	40.34
3/8	3/4	2-1/2	90	1908-342	73.01
	3/4	2-1/2	120	1908-343	73.01
1/2	1	3	90	1908-352	110.01
	1	3	120	1908-353	110.01
5/8	1	3-1/2	90	1908-362	132.96
	1	3-1/2	120	1908-363	132.96
3/4	1-1/8	4	90	1908-372	349.86
	1-1/8	4	120	1908-373	349.86

Center Drills

High Speed Steel – 118° Point 4

				Pittsburg®	
DIAM.	DEC. EQUIV.	FLUTE L'GTH	OVERALL L'GTH	ORDER NO.	PRICE EACH
1/16	.0625	3/4	1-1/4	1480-004	$ 0.58
5/64	.0781	3/4	1-1/4	1480-005	0.58
3/32	.0938	3/4	1-1/4	1480-006	0.58
7/64	.1094	3/4	1-1/4	1480-007	0.61
1/8	.1250	3/4	1-1/4	1480-008	0.69
9/64	.1406	3/4	1-1/4	1480-009	0.69
5/32	.1562	1	1-1/2	1480-010	0.80
11/64	.1719	1	1-1/2	1480-011	0.84
3/16	.1875	1	1-1/2	1480-012	0.96
13/64	.2031	1	1-1/2	1480-013	1.12
7/32	.2188	1	1-1/2	1480-014	1.19
1/4	.2500	1	1-1/2	1480-016	1.42
9/32	.2812	1	1-1/2	1480-018	1.92
5/16	.3125	1	1-1/2	1480-020	2.23

Spotting & Centering Drills

High Speed Steel – 118° Point 2

Left Hand Spiral



Right Hand Spiral

				Pittsburg®			
				RIGHT HAND		LEFT HAND	
DIAM.	DEC. EQUIV.	FLUTE LENGTH	OVERALL LENGTH	ORDER NO.	PRICE EACH	ORDER NO.	PRICE EACH
3/8	.3750	1	2	1480-024	$ 2.71	1481-024	$ 5.70
7/16	.4375	1	2	1480-028	4.03	1481-028	8.45
1/2	.5000	1	2	1480-032	4.67	1481-032	9.81
5/8	.6250	1-1/8	2-1/4	1480-040	7.45	1481-040	15.64
3/4	.7500	1-1/8	2-1/4	1480-048	10.60	1481-048	22.25
7/8	.8750	1-1/4	2-1/2	1480-056	15.05	1481-056	31.59
1	1.000	1-1/4	2-1/2	1480-064	17.11	1481-064	35.94
1-1/4	1.250	2	4	1480-080	30.81	1481-080	64.71
1-1/2	1.500	2-1/2	5	1480-096	49.10	1481-096	103.11
1-3/4	1.750	2-3/4	5-1/2	1480-112	68.79	1481-112	144.46

Combined Drills & Countersinks -

High Speed Steel, TiN Coated, & Cobalt

WARNING: This product contains Cobalt and/or Nickel and/or Lead a chemical known to the state of California to cause cancer or birth defects or other reproductive harm. For more information: www.prop65.ca.gov. WARNING: Cutting tools may shatter. Always wear approved safety glasses and mask when regrinding.

3



Plain Type 60° Included Angle

5 Pc. Set - (#1 - #5)

					Pittsburg®						Republic					
					RIGHT HAND		LEFT HAND		COBALT		RIGHT HAND		COBALT		TiN COATED	
SIZE NO.	BODY DIA.	DRILL DIA.	DRILL L'GTH	OAL	ORDER NO.	PRICE EACH	ORDER NO.	PRICE EACH	ORDER NO.	PRICE EACH	ORDER NO.	PRICE EACH	ORDER NO.	PRICE EACH	ORDER NO.	PRICE EACH
00000	1/8	.010	.010	1-1/4	–	–	–	–	–	–	1900-125	$9.34	1910-125	$38.21	–	–
0000	1/8	.015	.015	1-1/4	–	–	–	–	–	–	1900-124	8.57	–	–	–	–
000	1/8	.020	.020	1-1/4	1900-030	$4.42	–	–	–	–	1900-123	9.47	–	–	–	–
00	1/8	.025	.025	1-1/4	1900-020	4.42	–	–	–	–	1900-122	9.47	1910-122	25.23	–	–
0	1/8	1/32	1/32	1-1/4	1900-000	4.42	–	–	–	–	1900-120	9.47	1910-120	25.23	–	–
1	1/8	3/64	3/64	1-1/4	1900-001	3.70	1901-001	$5.58	1910-022	$10.80	1900-101	7.39	1910-101	7.97	1901-051	$10.41
2	3/16	5/64	5/64	1-7/8	1900-002	3.70	1901-002	5.58	1910-023	11.02	1900-102	7.75	1910-102	8.10	1901-052	10.73
3	1/4	7/64	7/64	2	1900-003	3.74	1901-003	5.64	1910-024	11.55	1900-103	8.05	1910-103	8.50	1901-053	14.84
4	5/16	1/8	1/8	2-1/8	1900-004	3.85	1901-004	5.80	1910-025	11.85	1900-104	8.30	1910-104	8.72	1901-054	15.06
4-1/2	3/8	9/64	9/64	2-1/2	1900-012	2.50	–	–	–	–	1900-111	11.45	1910-111	12.10	1901-061	17.87
5	7/16	3/16	3/16	2-3/4	1900-005	5.74	1901-005	8.62	1910-026	22.06	1900-105	13.15	1910-105	16.27	1901-055	21.40
6	1/2	7/32	7/32	3	1900-006	8.62	1901-006	12.92	1910-027	29.66	1900-106	19.81	1910-106	21.82	1901-056	27.35
7	5/8	1/4	1/4	3-1/4	1900-007	12.50	1901-007	18.78	1910-028	30.34	1900-107	28.65	1910-107	32.20	1901-057	41.96
8	3/4	5/16	5/16	3-1/2	1900-008	11.16	1901-008	26.12	1910-029	54.72	1900-108	39.54	1910-108	40.25	1901-058	62.39
9	7/8	11/32	11/32	3-5/8	1900-009	20.06	–	–	–	–	1900-109	82.34	–	–	1901-059	98.97
10	1	3/8	3/8	3-3/4	1900-010	24.97	–	–	–	–	1900-110	108.08	–	–	1901-060	119.86
5 Pc. Set incl. sizes #1,#2,#3,#4,#5					1900-011*	27.14	–	–	1910-030*	72.40	1900-112	46.27	1910-112	52.77	1901-062	45.05

* Plastic Pouch

Plain Type 82° & 90° Included Angle, HSS

					82°		90°	
SIZE	BODY DIA.	DRILL DIA.	DRILL L'GTH	OAL	ORDER NO.	PRICE EACH	ORDER NO.	PRICE EACH
1	1/8	3/64	3/64	1-1/4	1902-001	$ 10.56	1903-001	$ 11.02
2	3/16	5/64	5/64	1-7/8	1902-002	10.82	1903-002	11.29
3	1/4	7/64	7/64	2	1902-003	11.18	1903-003	11.66
4	5/16	1/8	1/8	2-1/8	1902-004	11.65	1903-004	12.16
5	7/16	3/16	3/16	2-3/4	1902-005	17.76	1903-005	18.53
4-1/2	3/8	9/64	9/64	2-1/2	–	–	1903-011	11.80
6	1/2	7/32	7/32	3	1902-006	26.81	1903-006	27.97
7	5/8	1/4	1/4	3-1/4	1902-007	36.74	1903-007	38.34
8	3/4	5/16	5/16	3-1/2	1902-008	52.01	1903-008	54.28

Bell Type 60° Included Angle, HSS

SIZE	BODY NO.	DRILL DIAM.	DRILL L'GTH	OAL	BELL DIAM.	ORDER NO.	PRICE EACH
11	1/8	3/64	3/64	1-1/4	.100	1904-011	$6.73
12	3/16	1/16	1/16	1-7/8	.150	1904-012	6.73
13	1/4	3/32	3/32	2	.200	1904-013	7.04
14	5/16	7/64	7/64	2-1/8	.250	1904-014	7.04
15	7/16	5/32	5/32	2-3/4	.350	1904-015	11.48
16	1/2	3/16	3/16	3	.400	1904-016	15.44
17	5/8	7/32	7/32	3-1/4	.500	1904-017	21.78
18	3/4	1/4	1/4	3-1/2	.600	1904-018	30.10

Long Series - 60° Included Angle

5

				Pittsburg®		Republic			
				HSS		HSS		M42 COBALT	
SIZE	A BODY DIA.	B POINT DIA.	C POINT LG'TH.	ORDER NO.	PRICE EACH	ORDER NO.	PRICE EACH	ORDER NO.	PRICE EACH
#1 X 3	1/8	3/64	3/64	1909-013	$10.80	1909-113	$9.13	–	–
#1 X 4				1909-014	12.36	1909-114	11.67	1909-814	$49.43
#1 X 5				1909-015	18.60	1909-115	16.22	1909-815	68.79
#1 X 6				1909-016	24.60	1909-116	21.26	–	–
#2 X 3	3/16	5/64	5/64	1909-023	13.92	1909-123	12.43	1909-823	47.94
#2 X 4				1909-024	14.76	1909-124	12.79	–	–
#2 X 5				1909-025	19.00	1909-125	16.46	1909-825	69.48
#2 X 6				1909-026	24.62	1909-126	21.33	1909-826	90.45
#3 X 3	1/4	7/64	7/64	1909-033	9.86	1909-133	13.00	1909-833	49.98
#3 X 4				1909-034	15.58	1909-134	13.49	1909-834	56.98
#3 X 5				1909-035	20.48	1909-135	17.75	1909-835	75.18
#3 X 6				1909-036	24.84	1909-136	21.53	1909-836	91.16
#4 X 3	5/16	1/8	1/8	–	–	1909-143	15.29	–	–
#4 X 4				1909-044	17.28	1909-144	14.98	1909-844	63.30
#4 X 5				1909-045	22.14	1909-145	19.19	1909-845	80.87
#4 X 6				1909-046	25.48	1909-146	22.07	–	–

5

				Pittsburg®		Republic			
				HSS		HSS		M42 COBALT	
SIZE	A BODY DIA.	B POINT DIA.	C POINT LG'TH.	ORDER NO.	PRICE EACH	ORDER NO.	PRICE EACH	ORDER NO.	PRICE EACH
#4-1/2 X 4	3/8	9/64	9/64	1909-047	$19.40	1909-147	$16.81	–	–
#4-1/2 X 5				1909-048	22.96	1909-148	19.89	–	–
#4-1/2 X 6				1909-049	33.94	1909-149	29.41	1909-849	$99.50
#5 X 4	7/16	3/16	3/16	1909-054	22.68	1909-154	19.66	–	–
#5 X 5				1909-055	26.28	1909-155	22.78	1909-855	94.42
#5 X 6				1909-056	29.52	1909-156	25.58	–	–
#6 X 4	1/2	7/32	7/32	1909-064	27.36	1909-164	23.62	–	–
#6 X 5				1909-065	28.44	1909-165	24.65	–	–
#6 X 6				1909-066	35.88	1909-166	31.12	–	–
#7 X 6	5/8	1/4	1/4	1909-076	63.46	1909-176	54.99	–	–
#8 X 6	3/4	5/16	5/16	1909-086	68.40	1909-186	59.28	–	–

90° Angle available in High Speed Steel upon request

Combined Drills & Countersinks

WARNING: This product contains Cobalt and/or Nickel and/or Lead a chemical known to the state of California to cause cancer or birth defects or other reproductive harm. For more information: www.prop65.ca.gov. WARNING: Cutting tools may shatter. Always wear approved safety glasses and mask when regrinding.

Solid Carbide - R.H. , Plain Type

• Premium sub-micron C-2 carbide with 10% cobalt

				Allegiance American Made 3								Republic Drill & Cutting Tools 3					
				60º		60º AlTiN		82º		90º		60º		82º		90º	
TOOL NO.	BODY DIA.	DRILL DIA.	APPROX. OAL	ORDER NO.	PRICE EACH	ORDER NO.	PRICE EACH	ORDER NO.	PRICE EACH	ORDER NO.	PRICE EACH	ORDER NO.	PRICE EACH	ORDER NO.	PRICE EACH	ORDER NO.	PRICE EACH
00	1/8	0.025	1-1/2	2966-000	$22.06	2966-100	$18.90	2966-039	$23.16	2966-069	$23.16	1910-209	$33.09	1910-239	$18.53	1910-269	$18.53
0	1/8	1/32	1-1/2	2966-010	22.06	2966-110	18.35	2966-040	23.16	2966-070	12.35	1910-210	33.09	1910-240	18.53	–	–
1	1/8	3/64	1-1/2	2966-011	18.90	2966-111	18.05	2966-041	19.85	2966-071	19.85	1910-211	28.35	1910-241	15.88	1910-271	15.88
2	3/16	5/64	1-7/8	2966-012	29.60	2966-112	21.90	2966-042	31.08	2966-072	31.08	1910-212	44.40	1910-242	24.86	1910-272	24.86
3	1/4	7/64	2	2966-013	35.28	2966-113	26.45	2966-043	37.04	2966-073	37.04	1910-213	52.92	1910-243	29.63	1910-273	29.63
4	5/16	1/8	2-1/8	2966-014	48.42	2966-114	38.45	2966-044	50.84	2966-074	50.84	1910-214	72.63	1910-244	40.67	1910-274	40.67
5	7/16	3/16	2-3/4	2966-015	73.44	2966-115	59.80	2966-045	77.11	2966-075	77.11	1910-215	110.16	1910-245	61.69	1910-275	61.69
6	1/2	7/32	3	2966-016	106.24	2966-116	76.95	2966-046	111.55	2966-076	111.55	1910-216	159.36	1910-246	89.24	1910-276	89.24
7	5/8	1/4	3-1/4	2966-017	123.12	–	–	2966-047	101.75	2966-077	101.75	1910-217	184.68	–	–	–	–
8	3/4	5/16	3-1/2	2966-018	17.40	–	–	2966-048	153.90	2966-078	153.90	1910-218	262.44	–	–	–	–
5 pc. Set: Contains sizes: #1, #2, #3, #4 and #5 in plastic pouch				2966-019	212.05	2966-130	244.10	2966-060	120.80	2966-090	120.80	1910-222	318.08	1910-252	177.78	1910-282	177.78

Solid Carbide Long Series, RH
Plain Type 60° Included Angle

					Allegiance American Made 3		Republic Drill & Cutting Tools 3	
SIZE	BODY DIA.	DRILL DIA.	POINT LENGTH	OAL	ORDER NO.	PRICE EACH	ORDER NO.	PRICE EACH
00	1/8	0.025	0.025	5	-	-	1910-305	$28.96
1	1/8	3/64	3/64	4	2966-214	$22.35	-	-
1	1/8	3/64	3/64	5	-	-	1910-315	34.98
2	3/16	5/64	5/64	4	2966-224	29.00	-	-
2	3/16	5/64	5/64	5	-	-	1910-325	36.99
3	1/4	7/64	7/64	4	2966-234	35.65	-	-
3	1/4	7/64	7/64	5	-	-	1910-335	38.42
4	5/16	1/8	1/8	4	2966-244	47.15	-	-
4	5/16	1/8	1/8	5	-	-	1910-345	40.40
5	7/16	3/16	3/16	6	2966-256	78.70	-	-
6	1/2	7/32	7/32	6	2966-266	106.75	-	-
7	5/8	1/4	1/4	6	2966-276	181.15	-	-
8	3/4	5/16	5/16	6	2966-286	217.75	-	-

KEO

Metric Combined Drill & Countersink
Type A– High Speed Steel



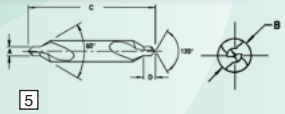

A POINT DIA.	B BODY DIA.	C OVERALL LG'TH.	D LG'TH. OF CUT	KEO 5 ORDER NO.	PRICE EACH
0.50	3.15	25.0 SE	.08	1909-400	$ 6.52
0.80	3.15	25.0 SE	1.1	1909-405	6.52
1.00	3.15	31.5	1.3	1909-410	5.95
1.25	3.15	31.5	1.6	1909-415	5.72
1.60	4.00	35.5	2.0	1909-420	5.60
2.00	5.00	40.0	2.5	1909-425	6.08
2.50	6.30	45.0	3.1	1909-430	6.44
3.15	8.00	50.0	3.9	1909-435	8.66
4.00	10.00	56.0	5.0	1909-440	14.33
5.00	12.50	63.0	6.3	1909-445	20.46
6.30	16.00	71.0	8.0	1909-450	29.03
8.00	20.00	80.0	10.1	1909-455	47.47
10.00	25.00	100.0	12.8	1909-460	91.30
12.52	31.50	125.0	16.5	1909-465	153.84

KEO

Jig Bore Type
High Speed Steel

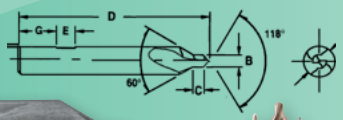

Keo Jig Bore Type combined drills and countersinks are used for producing center holes in components or workpieces which require machining between centers and are manufactured with a locking set screw flat.

A BODY DIA.	B POINT DIA.	C POINT LG'TH.	D OVERALL LG'TH.	E BODY FLAT LG'TH.	F BODY FLAT DEPTH	G BODY FLAT OFFSET	KEO 5 ORDER NO.	PRICE EACH
3/8	1/16	1/16	3	9/32	0.050	41/64	1909-205	$25.34
	3/32	3/32					1909-210	25.34
	1/8	1/8					1909-215	25.34
	5/32	5/32					1909-220	25.34
	3/16	3/16					1909-225	23.68
1/2	1/8	1/8	3-1/2	21/34	0.060	23/32	1909-235	28.69
	3/16	3/16					1909-240	30.70
	7/32	7/32					1909-245	30.70
	1/4	1/4					1909-250	30.70
	9/32	9/32					1909-255	28.69
SETS								
3/8	Point Diameters: 1/16, 3/32, 1/8, 5/32, 3/16						1909-230	$144.52
1/2	Point Diameters: 1/16, 3/32, 1/8, 5/32, 3/16						1909-260	170.10

KEO

Radius Type
High Speed Steel

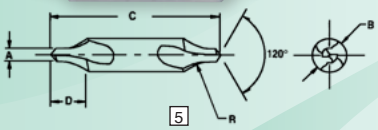

SIZE	A BODY DIA.	B POINT DIA.	C LG'TH. OF CUT	D OVERALL LG'TH.	R RADIUS	KEO 5 ORDER NO.	PRICE EACH
#5-0	1/8	0.010	0.068	1-1/4	1/16	1909-705	$12.69
#4-0	1/8	0.015	0.083	1-1/4	5/64	1909-704	12.04
#3-0	1/8	0.020	0.097	1-1/4	3/32	1909-703	10.41
#2-0	1/8	0.025	0.109	1-1/4	7/64	1909-702	10.41
#0	1/8	1/32	0.118	1-1/4	1/8	1909-700	10.41
#1	1/8	3/64	0.132	1-1/4	5/32	1909-601	8.14
#2	3/16	5/64	0.204	1-7/8	7/32	1909-602	8.63
#3	1/4	7/64	0.275	2	9/32	1909-603	9.34
#4	5/16	1/8	11/32	2-1/8	3/8	1909-604	10.49
#4-1/2	3/8	9/64	13/32	2-1/2	7/16	1909-611	12.86
#5	7/16	3/16	31/64	2-3/4	1/2	1909-605	14.61
#6	1/2	7/32	35/64	3	9/16	1909-606	22.07
#7	5/8	1/4	43/64	3-1/4	45/64	1909-607	32.38
#8	3/4	5/16	13/16	3-1/2	7/8	1909-608	43.73
#9	7/8	11/32	15/16	3-5/8	1	1909-609	81.76
#10	1	3/8	1-1/16	3-3/4	1-7/64	1909-610	106.93

Countersinks – Carbide

WARNING: This product contains Cobalt and/or Nickel and/or Lead a chemical known to the state of California to cause cancer or birth defects or other reproductive harm. For more information: www.prop65.ca.gov. WARNING: Cutting tools may shatter. Always wear approved safety glasses and mask when regrinding.

Solid Carbide -Single Flute

2

DIA. OF BODY	DIA. OF SHANK	OVERALL LENGTH	60° ORDER NO.	60° PRICE EACH	82° ORDER NO.	82° PRICE EACH	90° ORDER NO.	90° PRICE EACH
3/16	3/16	2	2964-330	$ 21.96	2964-030	$ 21.96	2964-630	$ 21.96
1/4	1/4	2	2964-332	38.43	2964-032	38.43	2964-632	38.43
3/8	1/4	2	2964-340	168.17	2964-040	168.17	2964-640	168.17
1/2	1/4	2	2964-348	268.18	2964-048	268.18	2964-648	268.18
5/8	3/8	2-3/4	2964-372	302.71	2964-072	POA	2964-672	302.71
3/4	1/2	2-3/4	2964-381	457.94	2964-081	457.94	2964-681	457.94
1	1/2	3	2964-396	356.00	2964-096	356.00	2964-696	356.00
1-1/4	3/4	3-1/4	2964-412	513.22	2964-112	513.22	2964-712	513.22
5 Pc. Set - 1/4, 3/8, 1/2, 3/4, 1”			2964-500	1142.11	2964-200	1142.11	2964-800	1156.51

Single Flute Countersinks – Carbide



2

CENTERLINE ANGLE 30° INCLUDED ANGLE 60° ORDER NO.*	41° 82° ORDER NO.	45° 90° ORDER NO.	SEVERANCE NAME	BODY DIA.	NOSE TYPE	SHANK DIA.	OVERALL LENGTH	SHANK LENGTH	LIST PRICE
6800-420	6800-440	6800-460	1/8-SF-W	1/8”	P	1/8”	1-5/8”	1-1/2”	$ 20.58
6800-421	6800-441	6800-461	3/16-SF-W	3/16”	P	3/16”	1-1/2”	1-1/2”	25.94
6800-422	6800-442	6800-462	1/4-SF-W	1/4”	P	3/16”	1-1/2”	1-1/16”	29.61
6800-423	6800-443	6800-463	5/16-SF-W	5/16”	P	1/4”	1-3/4”	1-5/8”	48.48
6800-424	6800-444	6800-464	3/8-SF-W	3/8”	P	1/4”	1-3/4”	1-7/16”	57.62
6800-425	6800-445	6800-465	1/2-SF-W	1/2”	P	3/8”	2-1/8”	1-3/8”	79.94
6800-426	6800-446	6800-466	1/2-1/4-SF-W	1/2”	P	1/4”	2-1/8”	1-3/8”	79.94
6800-427	6800-447	6800-467	5/8-SF-W	5/8”	P	3/8”	2-3/8”	1-5/16”	104.28
6800-428	6800-448	6800-468	5/8-1/4-SF-W	5/8”	P	1/4”	2-3/8”	1-21/64”	104.28
6800-429	6800-449	6800-469	3/4-SF-W	3/4”	P	1/2”	2-11/16”	1-5/16”	148.91
–	6800-450	6800-470	7/8-SF-W	7/8”	P	1/2”	2-13/16”	1-5/16”	222.53
6800-431	6800-451	6800-471	1-SF-W	1”	P	1/2”	2-13/16”	1-5/16”	242.24
6800-432	6800-452	6800-472	1-1/4-SF-W	1-1/4”	F	3/4”	3-3/8”	1-5/8”	299.83
–	6800-453	6800-473	1-1/2-SF-W	1-1/2”	F	3/4”	3-1/2”	1-5/8”	356.86
–	6800-455	–	2-SF-W	2”	F	1”	4-3/8”	2-1/8”	495.18

* 60°Included Angle Priced sightly higher

Three Flute Carbide Countersinks

2

BODY DIA.	SHK. DIA.	OVERALL LENGTH	60° ORDER NO.	60° PRICE EACH	82° ORDER NO.	82° PRICE EACH	90° ORDER NO.	90° PRICE EACH
1/8	1/8	1-1/2	2275-902	$15.18	2275-922	$15.18	2275-942	$15.18
3/16	3/16	2	2275-903	19.84	2275-923	19.84	2275-943	19.84
1/4	1/4	2	2275-904	22.55	2275-924	22.55	2275-944	22.55
5/16	1/4	2-1/2	2275-905	26.58	2275-925	26.58	2275-945	26.58
3/8	1/4	2-1/2	2275-906	29.09	2275-926	29.09	2275-946	29.09
1/2	1/4	2-1/2	2275-908	44.40	2275-928	44.40	2275-948	44.40
5/8	1/2	2-5/8	2275-910	73.08	2275-930	73.08	2275-950	73.08
3/4	1/2	2-3/4	2275-912	85.34	2275-932	85.34	2275-952	85.34
7/8	1/2	3	2275-914	123.47	2275-934	123.47	2275-954	123.47
1	1/2	3	2275-916	128.62	2275-936	128.62	2275-956	128.62
1-1/4	3/4	3-1/4	2275-918	217.85	2275-938	217.85	2275-958	217.85
1-1/2	3/4	3-1/2	2275-920	312.44	2275-940	312.44	2275-960	312.44
5 Pc. Set - 1/4, 3/8, 1/2, 3/4, 1”			2275-966	337.84	2275-968	337.84	2275-969	337.84

4 Flute Chatter Free™ Econosinks®

Carbide

2

CENTERLINE ANGLE 30° INCLUDED ANGLE 60° ORDER NO.*	41° 82° ORDER NO.	45° 90° ORDER NO.	SEVERANCE NAME	BODY DIA.	SHK. DIA.	OVERALL LENGTH	SHK. LGTH	LIST PRICE
6801-120	6801-135	6801-150	ES-1/8-W	1/8”	1/8”	1-1/2”	1-1/2”	$20.97
6801-121	6801-136	6801-151	ES-1/4-W	1/4”	3/16”	1-1/2”	1-1/16”	30.20
6801-122	6801-137	6801-152	ES-3/8-W	3/8”	1/4”	2-1/4”	1-7/16”	58.73
6801-125	6801-140	6801-155	ES-1/2-W	1/2”	3/8”	2-1/4”	1-3/8”	81.47
6801-126	6801-141	6801-156	ES-5/8-W	5/8”	3/8”	2-3/8”	1-5/16”	106.28
6801-127	6801-142	6801-157	ES-3/4-W	3/4”	1/2”	2-11/16”	1-5/16”	151.77
6801-128	6801-143	6801-158	ES-1-W	1”	1/2”	2-13/16”	1-5/16”	246.88

* 60°Included Angle Priced sightly higher

Countersinks – Carbide, Six Flute

Solid Carbide Six Flute Chatterless Countersinks

1

BODY DIA.	SHANK DIA.	OVERALL LENGTH	60° ORDER NO.	60° PRICE EACH	82° ORDER NO.	82° PRICE EACH	90° ORDER NO.	90° PRICE EACH
1/8	1/8	1-1/2	2280-902	$19.62	2280-922	$16.68	2280-942	$16.68
3/16	3/16	2	2965-324	$ 25.65	2965-024	$ 25.65	2965-624	25.65
1/4	1/4	2	2965-332	29.16	2965-032	29.16	2965-632	29.16
3/8	1/4	2-1/2	2965-340	37.62	2965-040	37.62	2965-640	37.62
1/2	1/4	2-1/2	2965-356	57.42	2965-056	57.42	2965-656	57.42
5/8	1/2	2-5/8	2280-910	372.01	2280-930	316.23	2280-950	112.94
3/4	1/2	2-3/4	2280-912	432.54	2280-932	367.67	2280-952	131.31
5/8	3/8	2-3/4	2965-372	94.90	2965-072	94.90	2965-672	94.90
3/4	1/2	3	2965-381	110.34	2965-081	110.34	2965-681	110.34
1	1/2	3	2965-396	166.32	2965-096	166.32	2965-696	166.32
1-1/4	3/4	3-1/4	2965-412	281.88	2965-112	281.88	2965-712	281.88
1-1/2	3/4	3-1/2	2965-444	404.01	2965-144	404.01	2965-744	404.01
5 Pc. Set - 1/4, 3/8, 1/2, 3/4, 1"			2965-500	400.86	2965-200	400.86	2965-800	400.86
5 Pc. Set - 1/4, 3/8, 1/2, 5/8, 3/4			2280-966	801.62	2280-968	681.38	2280-969	425.90

6 Flute Chatterless™ Countersinks®

The flutes of Severance 6-flute countersinks are designed with staggered cutting angles to eliminate the harmonics that cause chatter in conventional tools.

Carbide

2

Severance

CENTERLINE ANGLE 30°	41°	45°	INCLUDED ANGLE 60°	82°	90°					
ORDER NO.*	ORDER NO.	ORDER NO.	SEVERANCE NAME	BODY DIA.	SHK. DIA.	OVERALL LENGTH	SHK. LGTH	LIST PRICE
6802-520	6802-540	6802-560	CK-1/8-W	1/8"	1/8"	1-1/2"	1-5/8"	$20.97
6802-521	6802-541	6802-561	CK-3/16-W	3/16"	3/16"	1-1/2"	1-1/2"	26.42
6802-522	6802-542	6802-562	CK-1/4-W	1/4"	3/16"	1-1/2"	3/4"	30.20
6802-523	6802-543	6802-563	CK-5/16-W	5/16"	1/4"	2-1/4"	7/8"	49.41
6802-524	6802-544	6802-564	CK-3/8-W	3/8"	1/4"	2-1/4"	7/8"	58.73
6802-525	6802-545	6802-565	CK-1/2-W	1/2"	3/8"	2-1/4"	1-1/8"	81.47
6802-526	6802-546	6802-566	CK-1/2-1/4-W	1/2"	1/4"	2-1/4"	1-1/8"	81.47
6802-527	6802-547	6802-567	CK-5/8-W	5/8"	3/8"	2-3/8"	1-1/8"	106.28
6802-528	6802-548	6802-568	CK-5/8-1/4-W	5/8"	1/4"	2-3/8"	1-1/8"	106.28
6802-529	6802-549	6802-569	CK-3/4-W	3/4"	1/2"	2-11/16"	1-5/16"	151.77
6802-530	6802-550	6802-570	CK-7/8-W	7/8"	1/2"	2-13/16"	1-5/16"	226.82
6802-531	6802-551	6802-571	CK-1-W	1"	1/2"	2-13/16"	1-5/16"	246.88
6802-532	6802-552	6802-572	CK-1-1/4-W	1-1/4"	3/4"	3-3/8"	1-5/8"	305.59
6802-533	6802-553	6802-573	CK-1-1/2-W	1-1/2"	3/4"	3-1/2"	1-5/8"	363.70
6802-534	6802-554	6802-574	CK-1-3/4-W	1-3/4"	1"	4-1/4"	2-1/8"	476.18
6802-535	6802-555	6802-575	CK-2-W	2"	1"	4-3/8"	2-1/8"	504.69

* 60°Included Angle Priced sightly higher

6-Flute Chatterless™ CNC-K™ Precision Countersinks

Designed specifically for use in NC, CNC and preset machine tools, these precision countersinks feature "chatterless" tooth geometry. Tight tolerances on angles, diameters and lengths assure setting accuracy. Available in 30°, 41°, 45°, 50°, 55° and 60° centerline angles. Precision countersinks are identified by their notched shanks.

Carbide

2

Severance

CENTERLINE ANGLE 30°	41°	45°	INCLUDED ANGLE 60°	82°	90°						
ORDER NO.	ORDER NO.	ORDER NO.	SEVERANCE NAME	NOSE DIA. BODY DIA.	+.001- -.000	SHANK DIA.	OVERALL LENGTH	SHANK LENGTH	LIST PRICE
6803-120	–	–	CNCK 1/4-W	1/4"	.078	3/16"	1-1/2"	3/4"	$34.74
–	6803-130	6803-140	CNCK 1/4-W	1/4"	.046	3/16"	1-1/2"	3/4"	34.08
6803-121	–	–	CNCK 3/8-W	3/8"	.125	1/4"	1-3/4"	7/8"	67.62
–	6803-131	6803-141	CNCK 3/8-W	3/8"	.078	1/4"	1-3/4"	7/8"	66.34
6803-122	–	–	CNCK 1/2-W	1/2"	.156	3/8"	2-1/4"	1-1/8"	93.65
–	6803-132	6803-142	CNCK 1/2-W	1/2"	.109	3/8"	2-1/4"	1-1/8"	91.88
6803-123	–	–	CNCK 5/8-W	5/8"	.023	3/8"	2-3/8"	1-1/8"	122.20
–	6803-133	6803-143	CNCK 5/8-W	5/8"	.125	3/8"	2-3/8"	1-1/8"	119.90
6803-124	–	–	CNCK 3/4-W	3/4"	.250	1/2"	2-11/16"	1-5/16"	174.52
–	6803-134	6803-144	CNCK 3/4-W	3/4"	.156	1/2"	2-11/16"	1-5/16"	171.22
6803-125	–	–	CNCK 7/8-W	7/8"	.281	1/2"	2-13/16"	1-5/16"	260.94
–	6803-135	6803-145	CNCK 7/8-W	7/8"	.172	1/2"	2-13/16"	1-5/16"	256.01
6803-126	–	–	CNCK 1-W	1"	.328	1/2"	2-13/16"	1-5/16"	283.88
–	6803-136	6803-146	CNCK 1-W	1"	.203	1/2"	2-13/16"	1-5/16"	278.53

6-Flute Chatterless™ Double End Countersinks

Carbide

2

Severance

CENTERLINE ANGLE 30°	41°	45°	INCLUDED ANGLE 60°	82°	90°				
ORDER NO.*	ORDER NO.	ORDER NO.	SEVERANCE NAME	BODY DIA.	OVERALL LENGTH	SHANK LENGTH	LIST PRICE
6802-820	6802-835	6802-850	CK-1/8-DE-W	1/8"	1-1/2"	1-1/2"	$33.79
6802-821	6802-836	6802-851	CK-3/16-DE-W	3/16"	2"	2"	43.32
6802-822	6802-837	6802-852	CK-1/4-DE-W	1/4"	2"	2"	52.12
6802-823	6802-838	6802-853	CK-5/16-DE-W	5/16"	2-1/8"	2-1/8"	85.68
6802-824	6802-839	6802-854	CK-3/8-DE-W	3/8"	2-1/2"	2-1/2"	101.63
6802-825	6802-840	6802-855	CK-1/2-DE-W	1/2"	3"	3"	140.88
6802-826	6802-841	6802-856	CK-5/8-DE-W	5/8"	3-1/4"	3-1/4"	183.71
6802-827	6802-842	6802-857	CK-3/4-DE-W	3/4"	3-1/2"	3-1/2"	262.24

* 60°Included Angle Priced sightly higher

Countersinks – Single Flute

WARNING: This product contains Cobalt and/or Nickel and/or Lead a chemical known to the state of California to cause cancer or birth defects or other reproductive harm. For more information: www.prop65.ca.gov. **WARNING:** Cutting tools may shatter. Always wear approved safety glasses and mask when regrinding.

Republic DRILL & CUTTING TOOLS — MADE IN USA

Single Flute - High Speed Steel & Cobalt

Single Flute Countersinks are ideal for chamfering, deburring and countersinking and enlarging holes in sheet metal while providing a smooth surface finish on a wide variety of materials. The versatility of this tool should increase productivity on all general purpose applications.

2

BODY DIA.	SHK. DIA.	OVERALL LENGTH	HIGH SPEED STEEL 60° ORDER NO.	82° ORDER NO.	90° ORDER NO.	100° ORDER NO.	120° ORDER NO.	PRICE EACH	COBALT STEEL 82° ORDER NO.	PRICE EACH
1/8	1/8	1-1/4	2285-016	2286-016	2287-016	2288-016	2288-216	$7.21	2289-216	$17.70
3/16	3/16	1-1/2	2285-024	2286-024	2287-024	2288-024	2288-224	7.89	2289-224	19.83
1/4	1/4	1-1/2	2285-032	2286-032	2287-032	2288-032	2288-232	9.57	2289-232	24.12
5/16	1/4	1-5/8	2285-036	2286-036	2287-036	2288-036	2288-236	10.23	2289-236	25.12
3/8	1/4	1-3/4	2285-040	2286-040	2287-040	2288-040	2288-240	10.89	2289-240	26.74
1/2	1/4	2	2285-048	2286-048	2287-048	2288-048	2288-248	13.99	2289-248	34.36
5/8	3/8	2-1/4	2285-064	2286-064	2287-064	2288-064	2288-264	19.24	2289-264	47.68
3/4	1/2	2-5/8	2285-080	2286-080	2287-080	2288-080	2288-280	25.87	2289-280	63.52
7/8	1/2	2-3/4	2285-088	2286-088	2287-088	2288-088	2288-288	34.98	2289-288	85.86
1	1/2	2-3/4	2285-096	2286-096	2287-096	2288-096	2288-296	44.22	2289-296	108.54
1-1/4	1/2	2-3/4	2285-120	2286-120	2287-120	2288-120	2288-320	77.60	2289-320	181.40
1-1/2	3/4	2-7/8	2285-144	2286-144	2287-144	2288-144	2288-344	110.57	2289-344	226.18
1-3/4	3/4	3	2285-160	2286-160	2287-160	2288-160	2288-360	139.48	2289-360	319.96
2	3/4	3-1/4	2285-176	2286-176	2287-176	2288-176	2288-376	187.41	2289-376	368.02
5 pc. set 1/4, 3/8, 1/2, 5/8, 3/4			2285-900	2286-900	2287-900	2288-900	-	$83.21	2289-390	$200.07
9 pc. set 1/4, 3/8, 1/2, 5/8, 3/4, 1, 1-1/4, 1-1/2, 2			2285-905	2286-905	2287-905	2288-905	-	507.46	2289-395	1088.66
12 pc. set 3/16, 1/4, 5/16, 3/8, 1/2, 5/8, 3/4, 7/8, 1, 1-1/4, 1-1/2, 2			2285-910	2286-910	2287-910	2288-910	-	560.19	2289-398	1219.47

Republic DRILL & CUTTING TOOLS — MADE IN USA

Single Flute - Double End
High Speed Steel - 82°

2

SIZE	SHANK LENGTH	OVERALL LENGTH	ORDER NO.	PRICE EACH
1/4	1/4	1-1/2	2289-932	$14.50
5/16	1/4	1-5/8	2289-936	15.88
3/8	1/4	1-3/4	2289-940	18.78
1/2	1/4	2	2289-948	21.24

Pittsburg® ALLEGHANY

Single Flute
High Speed Steel



3

DIAM. x SHK DIA.	OVERALL LENGTH	60° ORDER NO.	82° ORDER NO.	90° ORDER NO.	100° ORDER NO.	110° ORDER NO.	120° ORDER NO.	PRICE EACH
3/16 x 3/16	1-1/2	2250-024	2251-024	2252-024	–	–	2255-024	$ 5.04
1/4 x 3/16	1-3/4	2250-028	2251-028	2252-028	2253-028	2254-028	–	4.63
1/4 x 1/4	1-3/4	2250-032	2251-032	2252-032	2253-032	–	2255-032	4.63
5/16 x 1/4	1-5/8	2250-036	2251-036	2252-036	–	2254-036	2255-036	6.53
3/8 x 1/4	1-3/4	2250-040	2251-040	2252-040	–	2254-040	–	6.53
1/2 x 1/4	2	2250-048	2251-048	2252-048	–	2254-048	–	7.23
1/2 x 3/8	2	2250-056	2251-056	2252-056	–	–	–	7.23
5/8 x 1/4	2-1/4	–	–	–	–	–	2255-062	6.55
5/8 x 3/8	2-1/4	2250-064	2251-064	2252-064	2253-064	–	2255-064	12.98
5/8 x 1/2	2-1/4	2250-072	2251-072	2252-072	2253-068	2254-072	2255-070	12.98
3/4 x 3/8	2-3/4	2250-073	2251-073	2252-073	2253-072	–	–	18.21
3/4 x 1/2	2-3/4	2250-080	2251-080	2252-080	2253-080	2254-080	–	18.21
7/8 x 1/2	2-3/4	2250-088	2251-088	2252-088	2253-088	2254-088	2255-088	19.67
1 x 1/2	2-3/4	2250-096	2251-096	–	–	2254-096	2255-096	23.64
1-1/4 x 1/2	3	2250-112	2251-112	2252-112	2253-112	–	–	35.10
1-1/4 x 3/4	3	2250-128	2251-128	2252-128	2253-128	–	–	35.10
1-1/2 x 1/2	3-1/2	2250-129	2251-129	2252-129	2253-129	–	–	47.20
1-1/2 x 3/4	3-1/2	2250-144	2251-144	2252-144	2253-144	–	–	47.20
1-3/4 x 1/2	4	2250-145	2251-145	2252-145	2253-145	–	–	51.35
1-3/4 x 3/4	4	2250-160	2251-155	2252-160	2253-160	–	–	51.35
2 x 1/2	4	2250-161	2251-161	2252-161	–	–	–	85.93
2 x 3/4	4	2250-176	2251-176	2252-176	2253-176	–	–	61.00
5 pc. set: 1/4, 3/8, 1/2, 3/4, 1"		2250-900	2251-900	2252-900	–	–	–	$35.70

Single Flute - High Speed Steel



6 PIECE SET

2

Severance

CENTERLINE ANGLE 30°	41°	45°	INCLUDED ANGLE 60° ORDER NO.*	82° ORDER NO.	90° ORDER NO.	SEVERANCE NAME	BODY DIA.	NOSE TYPE	SHANK DIA.	OVERALL LENGTH	SHANK LENGTH	LIST PRICE
			6800-270	6800-288	6800-306	1/8-SF	1/8"	–	1/8"	1-5/8"	1-5/8"	$15.90
			6800-271	6800-289	6800-307	3/16-SF	3/16"	–	3/16"	1-1/2"	1-1/2"	16.85
			6800-272	6800-290	6800-308	1/4-SF	1/4"	–	3/16"	1-1/2"	3/4"	16.89
			6800-273	6800-291	6800-309	5/16-SF	5/16"	–	1/4"	1-3/4"	7/8"	19.70
			6800-274	6800-292	6800-310	3/8-SF	3/8"	–	1/4"	1-3/4"	7/8"	22.98
			6800-275	6800-293	6800-311	1/2-SF	1/2"	–	3/8"	2-1/8"	1-1/8"	29.30
			6800-276	6800-294	6800-312	1/2-1/4-SF	1/2"	–	1/4"	2-1/8"	1-1/8"	29.30
			6800-277	6800-295	6800-313	5/8-SF	5/8"	–	3/8"	2-3/8"	1-1/8"	41.73
			6800-278	6800-296	6800-314	5/8-1/4-SF	5/8"	–	1/4"	2-3/8"	1-1/8"	41.73
			6800-279	6800-297	6800-315	3/4-SF	3/4"	–	1/2"	2-11/16"	1-5/16"	56.06
			6800-280	6800-298	6800-316	7/8-SF	7/8"	–	1/2"	2-13/16"	1-5/16"	70.58
			6800-281	6800-299	6800-317	1-SF	1"	–	1/2"	2-13/16"	1-5/16"	86.28
			6800-282	6800-300	6800-318	1-1/4-SF	1-1/4"	–	3/4"	3-3/8"	1-5/8"	124.75
			6800-283	6800-301	6800-319	1-1/2-SF	1-1/2"	–	3/4"	3-1/2"	1-5/8"	171.40
			-	6800-302	6800-320	1-3/4-SF	1-3/4"	–	1"	4-1/4"	2-1/8"	198.19
			6800-285	6800-303	6800-321	2-SF	2"	–	1"	4-3/8"	2-1/8"	253.44
			-	6800-304	6800-322	2-1/2-SF	2-1/2"	–	1"	4-3/4"	2-1/8"	431.53
			6800-287	6800-305	6800-323	3-SF	3"	–	1"	5"	2-1/8"	647.31
			–	6829-633	6829-634	–	–	–	–	–	–	$240.58
SET #36 INCLUDES 1 EA: 1/4", 3/8", 1/2", 5/8", 3/4", 1" BODY DIA.												

* 60° Included Angle Priced sightly higher

Countersinks & Center Reamers - 3 & 4 Flute

Three Flute Center Reamers
High Speed Steel

MADE IN USA

3-Flute Center Reamers are versatile tools designed for countersinking holes for centers or for enlarging existing holes. Engineered to give chatter-free performance.

BODY DIA.	SHK. DIA.	OAL	HIGH SPEED STEEL 60° ORDER NO.	82° ORDER NO.	90° ORDER NO.	100° ORDER NO.	120° ORDER NO.	PRICE EACH	COBALT STEEL 82° ORDER NO.	PRICE EACH
1/4	3/16	1-1/2	2275-228	2275-428	2275-628	2275-803	2275-863	$7.62	2268-103	$17.82
1/4	1/4	1-1/2	2275-232	2275-432	2275-632	2275-804	2275-864	7.82	-	-
3/8	1/4	1-3/4	2275-240	2275-440	2275-640	2275-806	2275-866	9.30	2268-106	21.24
1/2	3/8	2	2275-248	2275-448	2275-648	2275-808	2275-868	12.21	2268-108	26.74
5/8	3/8	2-1/4	2275-264	2275-464	2275-664	2275-810	2275-870	17.16	2268-110	39.70
3/4	1/2	2-5/8	2275-280	2275-480	2275-680	2275-812	2275-872	25.87	2268-112	52.02
7/8	3/8	2-3/4	2275-284	2275-484	2275-684	2275-814	-	32.34	-	-
7/8	1/2	2-3/4	2275-288	2275-488	2275-688	2275-815	2275-875	32.34	-	-
1	1/2	2-3/4	2275-296	2275-496	2275-696	2275-818	2275-878	36.30	2268-118	83.72
1-1/4	1/2	3	2275-312	2275-512	2275-712	2275-822	2275-882	75.90	2268-122	140.38
1-1/2	3/4	3	2275-344	2275-544	2275-744	2275-826	2275-886	112.20	2268-126	181.12
2	3/4	3-1/4	2275-376	2275-576	2275-776	-	-	184.80	2268-128	320.12
5 pc. set: 1/4, 3/8, 1/2, 5/8, 3/4			2275-390	2275-590	2275-790	-	-	75.81	2268-130	128.94
9 pc. set: 1/4, 3/8, 1/2, 5/8, 3/4, 1, 1-1/4, 1-1/2, 2			2275-395	2275-595	2275-795	-	-	489.46	2268-132	712.77

4-Flute Machine Countersinks
High Speed Steel

MADE IN USA

2

BODY DIA.	SHANK DIA.	OAL	60° ORDER NO.	82° ORDER NO.	90° ORDER NO.	PRICE EACH
3/8	3/8	3-1/2	2278-803	2278-823	2278-843	$23.59
1/2	1/2	3-7/8	2278-804	2278-824	2278-844	30.94
5/8	1/2	4	2278-805	2278-825	2278-845	29.96
3/4	1/2	4-1/8	2278-806	2278-826	2278-846	38.35
7/8	1/2	4-1/4	2278-807	2278-827	2278-847	42.33
1	1/2	4-1/4	2278-808	2278-828	2278-848	56.21
1-1/4	1/2	4-3/8	2278-810	2278-830	2278-850	74.58
1-1/2	1/2	4-3/8	2278-812	2278-832	2278-852	99.11
5 pc. set: 12, 5/8, 3/4, 7/8, 1			2278-815	2278-835	2278-855	280.80

4-Flute Machine Countersinks -
High Speed Steel

3

DIA. x SK DIA.	OAL	SHANK LENGTH	60° ORDER NO.	82° ORDER NO.	90° ORDER NO.	PRICE EACH
3/8 x 3/8	3-3/4	–	2276-048	2277-048	2278-048	$12.40
1/2 x 1/2	3-7/8	2-1/4	2276-064	2277-064	2278-064	14.70
5/8 x 1/2	4	2-1/4	2276-072	2277-072	2278-072	16.45
3/4 x 1/2	4-1/8	2-1/4	2276-080	2277-080	2278-080	21.00
7/8 x 1/2	4-1/4	2-1/4	2276-088	2277-088	2278-088	23.20
1 x 1/2	4-3/8	2-1/4	2276-096	2277-096	2278-096	25.50
1-1/4 x 1/2	5	2-1/4	2276-112	2277-112	2278-112	35.90
1-1/2 x 1/2	5-3/8	2-1/4	2276-128	2277-128	2278-128	47.45
2 x 1/2	6-1/8	2-1/4	2276-161	2277-161	2278-161	66.70

Three Flute
High Speed Steel



3

DIA. x SHK. DIA.	OVERALL LGTH.	60° ORDER NO.	82° ORDER NO.	90° ORDER NO.	100° ORDER NO.	110° ORDER NO.	120° ORDER NO.	PRICE EACH
3/16 x 3/16	1-1/2	2256-024	2257-024	2258-024	2259-024	2260-024	2261-024	$ 3.40
1/4 x 3/16	1-1/2	2256-028	2257-028	2258-028	2259-028	2260-028	2261-028	4.84
5/16 x 1/4	1-3/4	2256-036	2257-036	2258-036	–	2260-036	2261-036	6.82
3/8 x 1/4	1-3/4	2256-040	2257-040	2258-040	2259-040	2260-040	2261-040	6.82
7/16 x 1/4	1-3/4	2256-044	–	2258-044	–	–	–	5.35
1/2 x 1/4	2	2256-048	2257-048	2258-048	–	–	–	7.55
1/2 x 3/8	2	2256-056	2257-056	2258-056	–	2260-056	2261-056	7.55
5/8 x 3/8	2	2256-064	2257-064	2258-064	2259-064	2260-064	–	13.55
5/8 x 1/2	2	–	–	2258-070	–	–	2261-070	7.90
3/4 x 3/8	2-3/4	2256-072	2257-072	2258-072	–	–	–	18.48
3/4 x 1/2	2-3/4	2256-080	2257-080	2258-080	–	2260-080	2261-080	18.48
7/8 x 1/2	2-3/4	2256-088	2257-088	2258-088	2259-088	2260-088	2261-088	21.60
1 x 1/2	2-3/4	2256-096	2257-096	–	2259-096	2260-096	2261-096	23.64
1-1/4 x 1/2	3-1/2	2256-112	2257-112	2258-112	–	–	–	37.80
1-1/4 x 5/8	3-1/2	–	–	–	2259-120	2260-120	–	31.85
1-1/4 x 3/4	3-1/2	2256-128	2257-128	2258-128	2259-128	2260-128	–	37.80
1-1/2 x 1/2	3-1/2	2256-129	2257-134	2258-129	–	–	–	46.80
1-1/2 x 3/4	3-1/2	2256-144	2257-144	2258-144	2259-144	2260-144	2261-144	46.80
1-3/4 x 1/2	4	2256-145	2257-145	2258-145	–	–	–	65.20
1-3/4 x 3/4	4	2256-160	2257-160	2258-160	–	–	–	65.20
1-3/4 x 1	4	–	2257-163	2258-146	–	–	–	65.20
2 x 1/2	4	2256-165	2257-165	2258-161	–	–	–	88.80
2 x 3/4	4	2256-176	2257-176	2258-176	–	–	–	88.80
2 x 1	4	2256-192	2257-192	–	–	–	–	71.80

4-Flute Center Reamers
High Speed Steel

3

DIA. x SK DIA.	OVERALL LENGTH	60° ORDER NO.	82° ORDER NO.	90° ORDER NO.	100° ORDER NO.	110° ORDER NO.	120° ORDER NO.	PRICE EACH
1/4 x 3/16	1-1/2	2270-028	–	–	2273-028	2274-028	2275-028	$1.60
3/8 x 1/4	1-3/4	2270-040	2271-040	2272-040	–	2274-040	2275-040	1.75
1/2 x 3/8	2	2270-056	–	–	2273-056	2274-056	2275-056	2.20
5/8 x 3/8	2	2270-064	–	–	2273-064	2274-064	2275-064	2.90
3/4 x 1/2	2-3/4	–	–	–	2273-080	2274-080	2275-080	4.25
7/8 x 1/2	2-3/4	–	2271-088	–	2273-088	2274-088	2275-088	5.40
1 x 1/2	2-3/4	–	–	2272-096	2273-096	2274-096	2275-096	6.55
1-1/4 x 1/2	3-1/2	–	–	–	–	2274-112	–	–
1-1/2 x 1/2	3-1/2	–	–	–	2273-128	2274-128	2275-128	22.05
1-3/4 x 1/2	4	2270-144	2271-144	2272-144	2273-144	2274-144	2275-144	29.20
2 x 1/2	4	2270-160	–	–	2273-160	2274-160	2275-160	35.85

Three Groove 82° -
High Speed Steel

2

SHANK DIA.	FLUTE DIA.	FLUTE LG'TH	BODY LENGTH	OVERALL LENGTH	ORDER NO.	PRICE EACH
1/2	1/2	2-1/4	2-1/2	4-1/2	2268-064	$10.00
5/8	1/2	2-3/8	2-5/8	4-5/8	2268-072	11.20
3/4	1/2	2-1/2	2-3/4	4-3/4	2268-080	14.00
7/8	1/2	2-5/8	2-7/8	4-7/8	2268-088	16.50

4 Flute Chatter Free Econosinks®
High Speed Steel

2

Severance

CENTERLINE ANGLE 30°	41°	45°	INCLUDED ANGLE 60°	82°	90°	SEVERANCE NAME	BODY DIA.	SHANK DIA.	OVERALL LENGTH	SHANK LGTH	LIST PRICE
6800-972	6800-993	6801-014				ES-1/4	1/4"	3/16"	1-1/2"	3/4"	$17.22
6800-973	6800-994	6801-015				ES-5/16	5/16"	1/4"	1-3/4"	7/8"	20.08
6800-974	6800-995	6801-016				ES-3/8	3/8"	1/4"	1-3/4"	7/8"	23.43
6800-976	6800-997	6801-018				ES-1/2	1/2"	3/8"	2-1/8"	1-1/8"	29.87
6800-977	6800-998	6801-019				ES-1/2-1/4	1/2"	1/4"	2-1/8"	1-1/8"	29.87
6800-978	6800-999	6801-020				ES-5/8	5/8"	3/8"	2-3/8"	1-1/8"	42.54
6800-979	6801-000	6801-021				ES-5/8-1/4	5/8"	1/4"	2-3/8"	1-1/8"	42.54
6800-980	6801-001	6801-022				ES-3/4	3/4"	1/2"	2-11/16"	1-5/16"	57.12
6800-982	6801-003	6801-024				ES-7/8	7/8"	1/2"	2-13/16"	1-5/16"	71.93
6800-983	6801-004	6801-025				ES-1	1"	1/2"	2-13/16"	1-5/16"	87.96
6800-984	6801-005	6801-026				ES-1-1/4	1-1/4"	3/4"	3-3/8"	1-5/8"	127.16
6800-985	6801-006	6801-027				ES-1-1/2	1-1/2"	3/4"	3-1/2"	1-5/8"	174.69

* 60°Included Angle priced sightly higher

Countersinks – Six Flute, HSS

WARNING: This product contains Cobalt and/or Nickel and/or Lead a chemical known to the state of California to cause cancer or birth defects or other reproductive harm. For more information: www.prop65.ca.gov. **WARNING:** Cutting tools may shatter. Always wear approved safety glasses and mask when regrinding.

Republic DRILL & CUTTING TOOLS — MADE IN USA

Six Flute Chatterless™ Countersinks
High Speed Steel

Six Flute Countersinks - As a rule, more edges per revolution, the greater amount of material that may be removed. Designed for fast shearing cut.

2

SIZE	SHANK DIA.	OVERALL LENGTH	60° ORDER NO.	82° ORDER NO.	90° ORDER NO.	100° ORDER NO.	PRICE EACH
3/16	3/16	1-1/2	2262-024	-	2264-024	-	$ 6.61
1/4	3/16	1-1/2	-	2263-028	-	-	8.55
1/4	1/4	2	2262-029	2263-029	2264-029	2264-229	9.58
5/16	1/4	2	2262-036	2263-036	2264-036	2264-236	11.36
3/8	1/4	2	2262-040	2263-040	2264-040	2264-240	12.95
1/2	1/4	2	2262-048	2263-048	2264-048	2264-248	16.17
1/2	3/8	2	-	2263-056	-	-	8.55
5/8	1/2	2-3/4	2262-072	2263-072	2264-072	2264-272	23.50
3/4	1/2	2-3/4	2262-080	2263-080	2264-080	2264-280	33.50
7/8	1/2	2-3/4	2262-088	2263-088	2264-088	2264-288	40.43
1	1/2	2-3/4	2262-096	2263-096	2264-096	2264-296	48.68
1-1/4	3/4	3-3/8	2262-128	2263-128	2264-128	2264-328	79.28
1-1/2	3/4	3-1/2	2262-144	2263-144	2264-144	2264-344	117.43
1-3/4	1	4-1/4	2262-158	2263-158	2264-158	2264-358	147.28
2	1	4-3/8	2262-180	2263-180	2264-180	2264-380	176.55
2-1/2	1	5	2262-182	2263-182	2264-182	2264-382	211.85
3	1	5-1/4	2262-188	2263-188	2264-188	2264-388	254.20

Pittsburg® ALLEGHANY

Six Flute Countersinks
High Speed Steel

5 Piece Set

5 piece set includes one each:

1/4", 3/8", 1/2", 3/4" & 1" in wood stand.

3

DIA. x SK DIA.	OVERALL LENGTH	60° ORDER NO.	82° ORDER NO.	90° ORDER NO.	100° ORDER NO.	110° ORDER NO.	120° ORDER NO.	PRICE EACH
3/16 x 3/16	1-1/2	2282-024	2283-024	2284-024	2265-024	2266-024	2267-024	$ 4.58
1/4 x 3/16	1-1/2	–	–	–	2265-028	2266-028	2267-028	4.50
1/4 x 1/4	1-1/2	2282-028	2283-028	2284-028	–	2266-032	2267-032	4.81
5/16 x 1/4	1-3/4	2282-036	2283-036	2284-036	–	2266-036	–	6.68
3/8 x 1/4	1-3/4	2282-040	2283-040	2284-040	–	2266-040	–	6.99
1/2 x 1/4	2	2282-048	2283-048	2284-048	–	2266-048	2267-048	7.48
1/2 x 3/8	2	2282-056	2283-056	2284-056	2265-056	2266-056	–	7.55
5/8 x 3/8	2-1/2	2282-065	2283-065	2284-065	–	2266-064	2267-064	10.75
5/8 x 1/2	2-1/2	2282-064	2283-064	2284-064	–	–	–	13.37
3/4 x 1/2	2-3/4	2282-080	2283-080	2284-080	–	2266-080	2267-080	17.23
7/8 x 1/2	2-3/4	2282-088	2283-088	2284-088	2265-088	2266-088	2267-088	20.30
1 x 1/2	2-3/4	2282-096	2283-096	2284-096	–	2266-096	2267-096	24.37
1-1/4 x 3/4	3-1/2	2282-128	2283-128	2284-128	–	–	–	34.80
1-1/2 x 3/4	3-1/2	2282-144	2283-144	2284-144	–	–	–	46.79
1-3/4 x 3/4	3-1/2	2282-150	2283-150	2284-150	–	–	–	65.05
1-3/4 x 1	3-1/2	2282-152	–	2284-158	–	–	–	75.38
2 x 3/4	3-1/2	2282-160	2283-176	2284-176	–	–	–	88.49
5 PIECE SET		2282-000	2283-000	2284-000	–	–	–	$60.10

Republic DRILL & CUTTING TOOLS — MADE IN USA

Six Flute Chatterless™ Countersink Sets
High Speed Steel

2

SIZES	60° ORDER NO.	82° ORDER NO.	90° ORDER NO.	100° ORDER NO.	PRICE EACH
5 Piece Sets: 1/4, 3/8, 1/2, 5/8, 3/4	2262-195	2263-195	2264-195	2264-395	$ 100.16
8 Piece Sets: 1/4, 5/16, 3/8, 1/2, 5/8, 3/4, 7/8, 1"	2262-200	2263-200	2264-200	2264-400	196.16

Republic DRILL & CUTTING TOOLS — MADE IN USA

Six Flute Chatterless™ Double End Countersinks
High Speed Steel

2

SIZE	SHANK DIA.	OVERALL LENGTH	60° ORDER NO.	82° ORDER NO.	90° ORDER NO.	PRICE EACH
1/8	1/8	1-1/2	2264-502	2264-522	2264-542	$13.56
3/16	3/16	2	2264-503	2264-523	2264-543	13.92
1/4	1/4	2	2264-504	2264-524	2264-544	14.50
5/16	5/16	2-1/2	2264-505	2264-525	2264-545	15.88
3/8	3/8	2-1/2	2264-506	2264-526	2264-546	18.78
1/2	1/2	3	2264-508	2264-528	2264-548	22.22
5/8	5/8	3-1/2	2264-510	2264-530	2264-550	32.27

2

WARNING: This product contains Cobalt and/or Nickel and/or Lead a chemical known to the state of California to cause cancer or birth defects or other reproductive harm. For more information: www.prop65.ca.gov.
WARNING: Cutting tools may shatter. Always wear approved safety glasses and mask when regrinding.

6-Flute Chatterless™
High Speed Steel

Severance

CENTERLINE ANGLE 30° 41° 45°
INCLUDED ANGLE 60° 82° 90°
HIGH SPEED STEEL

ORDER NO.	ORDER NO.	ORDER NO.	SEVERANCE NAME	BODY DIA.	SHANK DIA.	OVERALL LENGTH	SHANK LENGTH	LIST PRICE
6802-370	6802-390	6802-410	CK-1/8	1/8"	1/8"	1-5/8"	1-5/8"	$16.18
6802-371	6802-391	6802-411	CK-3/16	3/16"	3/16"	1-1/2"	1-1/2"	17.16
6802-372	6802-392	6802-412	CK-1/4	1/4"	3/16"	1-1/2"	3/4"	17.22
6802-373	6802-393	6802-413	CK-5/16	5/16"	1/4"	1-3/4"	7/8"	20.08
6802-374	6802-394	6802-414	CK-3/8	3/8"	1/4"	1-3/4"	7/8"	23.43
6802-375	6802-395	6802-415	CK-1/2	1/2"	3/8"	2-1/8"	1-1/8"	29.87
6802-376	6802-396	6802-416	CK-1/2-1/4	1/2"	1/4"	2-1/8"	1-1/8"	29.87
6802-377	6802-397	6802-417	CK-5/8	5/8"	3/8"	2-3/8"	1-1/8"	42.54
6802-378	6802-398	6802-418	CK-5/8-1/4	5/8"	1/4"	2-3/8"	1-1/8"	42.54
6802-379	6802-399	6802-419	CK-3/4	3/4"	1/2"	2-11/16"	1-5/16"	57.12
6802-380	6802-400	6802-420	CK-7/8	7/8"	1/2"	2-13/16"	1-5/16"	71.94
6802-381	6802-401	6802-421	CK-1	1"	1/2"	2-13/16"	1-5/16"	87.96
6802-382	6802-402	6802-422	CK-1-1/4	1-1/4"	3/4"	3-3/8"	1-5/8"	127.16
6802-383	6802-403	6802-423	CK-1-1/2	1-1/2"	3/4"	3-1/2"	1-5/8"	174.70
6802-384	6802-404	6802-424	CK-1-3/4	1-3/4"	1"	4-1/4"	2-1/8"	201.99
6802-385	6802-405	6802-425	CK-2	2"	1"	4-3/8"	2-1/8"	258.32
6802-386	6802-406	6802-426	CK-2-1/2	2-1/2"	1"	4-3/4"	2-1/8"	439.60
6802-387	6802-407	6802-427	CK-3	3"	1"	5"	2-1/8"	659.74

* 60°Included Angle Priced sightly higher

Severance

Rod End Forming Cutters
High Speed Steel

These cutters are used to form rounded ends on rods, wire, parts, etc. They perform well on many modern materials, as well as on the more common metals, plastics, etc.



ORDER NO.	SEVERANCE TOOL NAME	FOR ROD* DIA.	RADIUS FORMED	BODY DIA.	SHANK DIA.	OVERALL LENGTH	LIST PRICE
6828-630	RFC-0	1/32	1/64	1/4"	1/4"	1-1/2"	$ 123.95
6828-631	RFC-1	1/16	1/32	5/16"	1/4"	1-3/4"	130.55
6828-632	RFC-1-1/2	3/32	3/64	3/8"	1/4"	1-3/4"	136.19
6828-633	RFC-2	1/8	1/16	1/2"	3/8"	2-1/8"	144.56
6828-634	RFC-3	3/16	3/32	1/2"	3/8"	2-1/8"	152.92
6828-635	RFC-4	1/4	1/8	3/4"	1/2"	2-11/16"	160.92
6828-636	RFC-5	5/16	5/32	3/4"	1/2"	2-11/16"	169.27
6828-637	RFC-6	3/8	3/16	3/4"	1/2"	2-11/16"	177.85
6828-638	RFC-7	7/16	7/32	1"	1/2"	2-13/16"	194.76
6828-639	RFC-8	1/2	1/4	1"	1/2"	2-13/16"	206.33
6828-640	RFC-9	9/16	9/32	1"	1/2"	2-13/16"	231.73
6828-641	RFC-10	5/8	5/16	1-1/4"	3/4"	3-3/8"	259.93
6828-642	RFC-12	3/4	3/8	1-1/2"	3/4"	3-1/2"	336.20
6828-644	RFC-16	1"	1/2	2"	1"	4-3/8"	419.29

6-Flute Chatterless™ Double End Countersinks
High Speed Steel

Severance

CENTERLINE ANGLE 30° 41° 45°
INCLUDED ANGLE 60° 82° 90°

ORDER NO.	ORDER NO.	ORDER NO.	SEVERANCE NAME	BODY DIA.	OVERALL LENGTH	SHANK LENGTH	LIST PRICE
6802-670	6802-685	6802-700	CK-1/8-DE	1/8"	1-1/2"	1-1/2"	$23.38
6802-671	6802-686	6802-701	CK-3/16-DE	3/16"	1-7/8"	1-7/8"	24.76
6802-672	6802-687	6802-702	CK-1/4-DE	1/4"	2"	2"	25.30
6802-673	6802-688	6802-703	CK-5/16-DE	5/16"	2-1/8"	2-1/8"	28.89
6802-674	6802-689	6802-704	CK-3/8-DE	3/8"	2-1/2"	2-1/2"	32.19
6802-675	6802-690	6802-705	CK-1/2-DE	1/2"	3"	3"	39.89
6802-676	6802-691	6802-706	CK-5/8-DE	5/8"	3-1/4"	3-1/4"	56.94
6802-677	6802-692	6802-707	CK-3/4-DE	3/4"	3-1/2"	3-1/2"	84.16

* 60°Included Angle Priced sightly higher

Severance

Tube End Chamfering Mills
High Speed Steel



Designed to chamfer both inside and outside of a tube or pipe simultaneously:

- Chatterless • Designed for heavy chamfering
- Liberal adjustment to accommodate different wall thickness
- Large variety of shanks available

The cutting teeth are so developed as to preclude chatter and provide ample chip room for every operating condition. Moderate speeds of about 100 R.P.M. for 1-inch steel tubing to about 200 R.P.M. for 1/2-inch tubing are recommended for these cutters. It is advisable to start at a slower speed on any given material or size and increase until best results are obtained.

ORDER NO.	SEVERANCE TOOL NAME	STD. PIPE SIZE	STD. TUBING O.D. SIZE	WALL THICKNESS MIN.	WALL THICKNESS MAX.	PLUG DIA.	SHANK DIA.	SHANK LENGTH	LIST PRICE
6834-960	T-6		3/16"	.022	.045	.152	1/4"	7/8"	$80.21
6834-961	T-8		1/4"	.022	.065	.228	1/4"	1"	88.73
6834-962	T-10		5/16"	.022	.095	.290	1/4"	1"	99.35
6834-963	T-12	1/8"	3/8"	.022	.095	.353	3/8"	1"	110.83
6834-964	T-14		7/16"	.028	.095	.409	3/8"	1"	119.15
6834-965	T-16	1/4"	1/2"	.028	.095	.472	3/8"	1"	129.78
6834-966	T-18		9/16"	.028	.120	.534	1/2"	1"	139.13
6834-967	T-20	3/8"	5/8"	.028	.120	.597	1/2"	1"	152.05
6834-968	T-24	1/2"	3/4"	.028	.120	.722	1/2"	1"	174.77
6834-969	T-28		7/8"	.022	.156	.847	1/2"	1"	197.88
6834-970	T-32	3/4"	1"	.035	.156	.965	1/2"	1-5/16"	227.25
6834-971	T-36		1-1/8"	.035	.187	1.090	1/2"-20		299.43
6834-972	T-40	1"	1-1/4"	.035	.187	1.215	5/8"-18		353.31
6834-974	T-44		1-3/8"	.035	.187	1.340	5/8"-18	*Requires threaded	405.99
6834-975	T-48		1-1/2"	.035	.250	1.465	3/4"-16	shanks	466.66
6834-977	T-56	1-1/2"	1-3/4"	.035	.250	1.715	3/4"-16	sold	614.89
6834-978	T-60		1-7/8"	.035	.250	1.840	3/4"-16	separately	701.20
6834-979	T-64		2"	.035	.312	1.965	1"-14		803.14

* Threaded shanks sold separately.
Tool numbers T-36 thru T-64 require threaded shanks, priced separately.

Countersink and Deburring Tools

WARNING: This product contains Cobalt and/or Nickel and/or Lead a chemical known to the state of California to cause cancer or birth defects or other reproductive harm. For more information: www.prop65.ca.gov. WARNING: Cutting tools may shatter. Always wear approved safety glasses and mask when regrinding.

Pittsburg® ALLEGHANY Pilotless Type – High Speed Steel

- Premium High Speed Steel
- Tool designed to prevent chatter
- Easily resharpened
- Small grinding wheel in the cross hole



3

SIZE	RANGE OF HOLE DIA. WHICH CAN BE CUT		SHANK DIA.	60° ORDER NO.	PRICE EACH	82° ORDER NO.	PRICE EACH	90° ORDER NO.	PRICE EACH
0 DOUBLE END	1/16	15/64	1/4	2238-000	$ 5.55	2238-010	$ 5.55	2238-020	$ 5.55
1 SINGLE END	5/32	13/32	1/4	2238-001	6.00	2238-011	6.00	2238-021	6.00
2 SINGLE END	3/16	17/32	1/4	2238-002	6.85	2238-012	6.85	2238-022	6.85
3 SINGLE END	5/16	25/32	1/2	2238-003	11.35	2238-013	11.35	2238-023	11.35
4 SINGLE END	9/16	1-1/16	1/2	2238-004	16.95	2238-014	16.95	2238-024	16.95
5 PIECE SET	0-4, WITH WOOD STAND			2238-900	$41.30	2238-901	$41.30	2238-902	$41.30

Look for ALLEGIANCE® AMERICANMADE Piloted Type – High Speed Steel

MADE IN USA

The action of a single cutting edge provides faster stock removal and prevents chatter. These tools are recommended for deburring steel and other ferrous materials. They can easily be resharpened by using the Weldon Axial Relieving Fixture or by using a small mounted grinding wheel and inserting it in the hole.



Single Tool & 5 pc. Set– 82°

1

SIZE	SCREW SIZE	RANGE OF HOLE DIAMETER WHICH CAN BE CUT SMALLEST DIA.*	TO LARGEST DIA.	PILOT LENGTH	SHANK DIAM.	ORDER NO.	PRICE EACH
11	1/4	1/4	33/64	5/32	3/8	2861-211	$ 21.86
12	1/4	17/64	33/64	5/32	3/8	2861-212	21.86
13	5/16	5/16	41/64	5/32	3/8	2861-213	26.06
14	5/16	21/64	41/64	5/32	3/8	2861-214	26.06
15	3/8	3/8	49/64	5/32	1/2	2861-215	35.06
16	3/8	25/64	49/64	5/32	1/2	2861-216	35.06
17	7/16	7/16	53/64	7/32	1/2	2861-217	42.76
18	7/16	29/64	53/64	7/32	1/2	2861-218	42.76
19	1/2	1/2	15/16	1/4	1/2	2861-219	48.81
20	1/2	33/64	15/16	1/4	1/2	2861-220	48.81
5 PC. SET 82° Pt. Angle Contains: (1 each) 11, 13, 15,17, & 19						2861-285	179.13

* Pilot Diameter

KEO® Zero Flute Countersink & Deburring Tools 2

M35 Cobalt, Straight Shank, Chatterless Cutting Action

FEATURES:
- Micro-smooth CNC precision for clean, smooth cutting without smearing
- M35 Cobalt: 6% Tungsten, 5% Moly, 5% Cobalt – for long tool lives in all types of materials
- Cam Relieved for totally chatter-free cuts
- Through-Hole Design that is easy to resharpen using a small grinding wheel in the cross-hole.



DEGREE	HEAD DIAM.	DIA. OF CUT MIN.	MAX	SHANK DIAM.	OAL	ORDER NO.	PRICE EACH
60° Angle	4 pc. set			5/16, 3/8, 1/2, 5/8		2239-052	84.68
	5 pc. set			5/16, 3/8, 1/2, 3/4, 1		2239-054	115.30
82° Angle	5/16	3/32	9/32	1/4	1-5/8	2239-011	$ 16.77
	3/8	9/64	11/32	1/4	1-3/4	2239-012	19.15
	5/8	11/64	37/64	3/8	2-1/8	2239-014	26.33
	1	19/64	59/64	3/8	2-5/8	2239-016	49.86
	4 pc. set	see above		5/16, 3/8, 1/2, 5/8		2239-056	90.61
	5 pc. set	see above		5/16, 3/8, 1/2, 3/4, 1		2239-058	154.30
90° Angle	5/16	3/32	9/32	1/4	1-5/8	2239-021	$ 16.77
	3/8	9/64	11/32	1/4	1-3/4	2239-022	19.15
	5/8	11/64	37/64	3/8	2-1/8	2239-024	26.33
100° Angle	5 pc. set			5/16, 3/8, 1/2, 3/4, 1		2239-066	117.32

Page In Transition
Please Continue On Next Page

Page In Transition
Please Continue On Next Page

Chucking Reamers - Straight Flute

Fractional Sizes, High Speed Steel

WARNING: This product contains Cobalt and/or Nickel and/or Lead a chemical known to the state of California to cause cancer or birth defects or other reproductive harm. For more information: www.prop65.ca.gov. WARNING: Cutting tools may shatter. Always wear approved safety glasses and mask when regrinding.

FRAC. SIZES	DEC. EQV.	FLUTE LG'TH	OAL	Pittsburg® ALLEGHANY 3 ORDER NO.	PRICE EACH	LI USA 1 ORDER NO.	PRICE EACH
1/64	.0156	3/8	3/4	–	–	1970-001	$22.38
1/32	.0312	1/2	1-3/8	–	–	1970-002	18.69
3/64	.0469	1/2	2-1/2	1920-003	$ 11.83	1970-003	19.06
1/16	.0625	1/2	2-1/2	1920-004	10.76	1970-004	17.00
5/64	.0781	3/4	3	1920-005	9.90	1970-005	15.31
3/32	.0937	3/4	3	1920-006	8.51	1970-006	13.71
7/64	.1094	7/8	3-1/2	1920-007	9.90	1970-007	16.13
1/8	.1250	7/8	3-1/2	1920-008	7.64	1970-008	16.13
9/64	.1406	1	4	1920-009	11.83	1970-009	19.06
5/32	.1562	1	4	1920-010	10.74	1970-010	19.06
11/64	.1719	1-1/8	4-1/2	1920-011	11.83	1970-011	20.38
3/16	.1875	1-1/8	4-1/2	1920-012	10.76	1970-012	20.38
13/64	.2031	1-1/4	5	1920-013	14.28	1970-013	23.00
7/32	.2187	1-1/4	5	1920-014	13.86	1970-014	23.00
15/64	.2344	1-1/2	6	1920-015	14.28	1970-015	23.63
1/4	.2500	1-1/2	6	1920-016	12.21	1970-016	20.31
17/64	.2656	1-1/2	6	1920-017	15.93	1970-017	27.44
9/32	.2812	1-1/2	6	1920-018	15.93	1970-018	27.44
19/64	.2969	1-1/2	6	1920-019	16.82	1970-019	27.75
5/16	.3125	1-1/2	6	1920-020	14.84	1970-020	24.88
21/64	.3281	1-1/2	6	1920-021	18.19	1970-021	29.69
11/32	.3437	1-1/2	6	1920-022	18.19	1970-022	29.69
23/64	.3594	1-3/4	7	1920-023	18.19	1970-023	29.69
3/8	.3750	1-3/4	7	1920-024	15.93	1970-024	26.75
25/64	.3906	1-3/4	7	1920-025	18.84	1970-025	32.38
13/32	.4062	1-3/4	7	1920-026	19.52	1970-026	31.58
27/64	.4219	1-3/4	7	1920-027	20.65	1970-027	33.69
7/16	.4375	1-3/4	7	1920-028	18.84	1970-028	31.25
29/64	.4531	1-3/4	7	1920-029	22.92	1970-029	36.88
15/32	.4687	1-3/4	7	1920-030	22.33	1970-030	36.88
31/64	.4844	2	8	1920-031	23.03	1970-031	36.88
1/2	.5000	2	8	1920-032	20.65	1970-032	34.75
33/64	.5156	2	8	1920-033	24.58	1970-033	45.00
17/32	.5312	2	8	1920-034	24.58	1970-034	45.00
35/64	.5469	2	8	1920-035	24.09	1970-035	45.00
9/16	.5625	2	8	1920-036	24.05	1970-036	45.00
37/64	.5781	2	8	1920-037	28.05	1970-037	45.00
19/32	.5938	2	8	1920-038	28.04	1970-038	45.00
39/64	.6094	2-1/4	9	1920-039	28.05	1970-039	51.25
5/8	.6250	2-1/4	9	1920-040	28.05	1970-040	51.25
41/64	.6406	2-1/4	9	1920-041	32.14	1970-041	51.25
21/32	.6562	2-1/4	9	1920-042	32.14	1970-042	55.00
43/64	.6719	2-1/4	9	1920-043	36.03	1970-043	58.13
11/16	.6875	2-1/4	9	1920-044	31.87	1970-044	58.13
45/64	.7031	2-1/4	9	1920-045	37.01	1970-045	61.94

FRAC. SIZES	DEC. EQV.	FLUTE LG'TH	OAL	Pittsburg® ALLEGHANY 3 ORDER NO.	PRICE EACH	LI USA 1 ORDER NO.	PRICE EACH
23/32	.7188	2-1/4	9	1920-046	$36.94	1970-046	$61.94
47/64	.7344	2-1/2	9-1/2	1920-047	36.93	1970-047	71.88
3/4	.7500	2-1/2	9-1/2	1920-048	35.44	1970-048	71.88
49/64	.7656	2-1/2	9-1/2	1920-049	41.42	1970-049	71.88
25/32	.7812	2-1/2	9-1/2	1920-050	41.43	1970-050	71.88
51/64	.7964	2-1/2	9-1/2	1920-051	41.42	1970-051	74.88
13/16	.8125	2-1/2	9-1/2	1920-052	41.43	1970-052	74.88
53/64	.8281	2-1/2	9-1/2	1920-053	47.00	1970-053	74.88
27/32	.8438	2-1/2	9-1/2	1920-054	46.98	1970-054	86.25
55/64	.8594	2-5/8	10	1920-055	45.87	1970-055	86.25
7/8	.8750	2-5/8	10	1920-056	45.88	1970-056	86.25
57/64	.8906	2-5/8	10	1920-057	51.71	1970-057	88.75
29/32	.9062	2-5/8	10	1920-058	51.71	1970-058	95.63
59/64	.9219	2-5/8	10	1920-059	51.71	1970-059	95.63
15/16	.9375	2-5/8	10	1920-060	51.71	1970-060	95.63
61/64	.9531	2-5/8	10	1920-061	58.14	1970-061	95.63
31/32	.9688	2-5/8	10	1920-062	58.16	1970-062	101.25
63/64	.9844	2-3/4	10-1/2	1920-063	58.14	1970-063	101.25
1	1.0000	2-3/4	10-1/2	1920-064	57.04	1970-064	101.25
1-1/32	1.0312	2-3/4	10-1/2	1920-066	65.47	1970-066	143.75
1-1/16	1.0625	2-3/4	10-1/2	1920-068	65.46	1970-068	112.50
1-3/32	1.0938	2-7/8	11	1920-070	69.93	1970-070	148.75
1-1/8	1.1250	2-7/8	11	1920-072	69.95	1970-072	118.75
1-5/32	1.1562	2-7/8	11	1920-074	78.87	1970-074	177.50
1-3/16	1.1875	2-7/8	11	1920-076	78.83	1970-076	143.75
1-7/32	1.2188	3	11-1/2	1920-078	49.44	1970-078	180.00
1-1/4	1.2500	3	11-1/2	1920-080	86.64	1970-080	149.63
1-9/32	1.2812	3	11-1/2	1920-082	54.60	1970-082	203.63
1-5/16	1.3125	3	11-1/2	1920-084	98.35	1970-084	175.00
1-11/32	1.3438	3-1/4	12	1920-086	59.27	1970-086	193.75
1-3/8	1.3750	3-1/4	12	1920-088	100.33	1970-088	183.38
1-13/32	1.4062	3-1/4	12	1920-090	65.04	1970-090	225.00
1-7/16	1.4375	3-1/4	12	1920-092	118.14	1970-092	196.25
1-15/32	1.4688	3-1/4	12	1920-094	70.21	1970-094	238.75
1-1/2	1.5000	3-1/2	12-1/2	1920-096	121.88	1970-096	222.50
1-9/16	1.5625	3-1/2	12-1/2	1920-100	257.24	–	–
1-5/8	1.6250	3-1/2	13	1920-104	257.24	–	–
1-11/16	1.6875	3-1/2	13	1920-108	283.14	–	–
1-3/4	1.7500	4	14	1920-112	283.14	–	–
1-13/16	1.8125	4	14	1920-116	192.22	–	–
1-7/8	1.8750	4	14	1920-120	316.00	–	–
1-15/16	1.9375	4	14	1920-124	204.41	–	–
2	2.0000	4	14	1920-128	316.00	–	–

Size not shown POA

* Price On Application

Chucking Reamers - Dowel, Over & Under Sizes

Straight Shank, Straight Flute, HSS

DIAM.	FLUTE LG'TH	OVER. LG'TH	Pittsburg® ALLEGHANY 3 ORDER NO.	PRICE EACH	LI USA 1 ORDER NO.	PRICE EACH
.1230†	7/8	3-1/2	1931-230	$9.64	1971-230	$26.75
.1240	7/8	3-1/2	1931-240	9.57	1971-240	16.13
.1247†	7/8	3-1/2	1931-247	9.57	1971-247	41.25
.1260	7/8	3-1/2	1931-260	14.15	1971-260	16.13
.1855	1-1/8	3-1/2	1931-855	13.37	1971-855	21.07
.1865†	1-1/8	4-1/2	1931-865	13.37	1971-865	20.38
.1870†	1-1/8	4-1/2	1931-870	13.37	1971-870	32.13
.1885	1-1/8	4-1/2	1931-885	25.01	1971-885	20.38
.2480†	1-1/2	6	1932-480	13.86	1972-480	23.38
.2490	1-1/2	6	1932-490	13.86	1972-490	22.13

DIAM.	FLUTE LG'TH	OVER. LG'TH	Pittsburg® ALLEGHANY 3 ORDER NO.	PRICE EACH	LI USA 1 ORDER NO.	PRICE EACH
.2495†	1-1/2	6	1932-495	$14.19	1972-495	$32.13
.2510	1-1/2	6	1932-510	14.19	1972-510	22.13
.3105†	1-1/2	6	1933-105	15.94	1973-105	40.25
.3115	1-1/2	6	1933-115	15.94	1973-115	26.25
.3120†	1-1/2	6	1933-120	15.94	1973-120	40.25
.3135	1-1/2	6	1933-135	15.94	1973-135	26.25
.3730†	1-3/4	7	1933-730	17.62	1973-730	47.25
.3740	1-3/4	7	1933-740	17.62	1973-740	28.38
.3745†	1-3/4	7	1933-745	17.62	1973-745	31.25
.3760	1-3/4	7	1933-760	17.62	1973-760	28.38

DIAM.	FLUTE LG'TH	OVER. LG'TH	Pittsburg® ALLEGHANY 3 ORDER NO.	PRICE EACH	LI USA 1 ORDER NO.	PRICE EACH
.4355†	1-3/4	7	1934-355	$19.47	1974-355	$48.38
.4365	1-3/4	7	1934-365	19.47	1974-365	33.69
.4370†	1-3/4	7	1934-370	19.47	1974-370	48.38
.4385	1-3/4	7	1934-385	19.47	1974-385	33.69
.4980†	2	8	1934-980	21.78	1974-980	51.25
.4990	2	8	1934-990	21.78	1974-990	34.75
.4995†	2	8	1934-995	21.78	1974-995	51.25
.5010	2	8	1935-010	21.78	1975-010	34.75
14 pc. Dowel Pin set			1920-950	$123.25		
14 pc. Over/Under set			1920-955	123.25		

† Note: Dowel pin reamers made to a minus tolerance. All other reamers made to a plus tolerance.

Chucking Reamers - Straight Shank, Straight Flute

Wire Gage Sizes, High Speed Steel

WARNING: This product contains Cobalt and/or Nickel and/or Lead a chemical known to the state of California to cause cancer or birth defects or other reproductive harm. For more information: www.prop65.ca.gov. WARNING: Cutting tools may shattor. Always wear approved safety glasses and mask when regrinding.

WIRE GAGE SIZES	DEC. EQV.	FLUTE LG'TH	OAL	Pittsburg® ALLEGHANY [3] ORDER NO.	PRICE EACH	LI USA [1] ORDER NO.	PRICE EACH
1	.2280	1-1/2	6	1920-201	$14.16	1970-201	$23.63
2	.2210	1-1/2	6	1920-202	14.16	1970-202	23.63
3	.2130	1-1/4	5	1920-203	14.16	1970-203	23.00
4	.2090	1-1/4	5	1920-204	14.16	1970-204	23.00
5	.2055	1-1/4	5	1920-205	14.16	1970-205	23.00
6	.2040	1-1/4	5	1920-206	14.16	1970-206	23.00
7	.2010	1-1/4	5	1920-207	14.16	1970-207	23.00
8	.1990	1-1/4	5	1920-208	14.16	1970-208	23.00
9	.1960	1-1/4	5	1920-209	14.16	1970-209	23.00
10	.1935	5	5	1920-210	14.16	1970-210	23.00
11	.1910	5	5	1920-211	13.81	1970-211	23.00
12	.1890	4-1/2	4-1/2	1920-212	13.81	1970-212	20.38
13	.1850	1-1/8	4-1/2	1920-213	13.23	1970-213	20.38
14	.1820	1-1/8	4-1/2	1920-214	13.23	1970-214	20.38
15	.1800	1-1/8	4-1/2	1920-215	13.23	1970-215	20.38
16	.1770	1-1/8	4-1/2	1920-216	12.07	1970-216	20.38
17	.1730	1-1/8	4-1/2	1920-217	12.07	1970-217	20.38
18	.1695	1-1/8	4-1/2	1920-218	11.21	1970-218	20.38
19	.1660	1-1/8	4-1/2	1920-219	11.21	1970-219	20.38
20	.1610	1-1/8	4-1/2	1920-220	11.21	1970-220	20.38
21	.1590	1-1/8	4-1/2	1920-221	11.21	1970-221	20.38
22	.1570	1	4	1920-222	11.21	1970-222	19.06
23	.1540	1	4	1920-223	11.21	1970-223	19.06
24	.1520	1	4	1920-224	11.21	1970-224	19.06
25	.1495	1	4	1920-225	11.21	1970-225	19.06
26	.1470	1	4	1920-226	11.21	1970-226	19.06
27	.1440	1	4	1920-227	11.21	1970-227	19.06
28	.1405	1	4	1920-228	11.21	1970-228	19.06
29	.1360	1	4	1920-229	11.21	1970-229	19.06
30	.1285	7/8	3-1/2	1920-230	9.36	1970-230	16.13

WIRE GAGE SIZES	DEC. EQV.	FLUTE LG'TH	OAL	Pittsburg® ALLEGHANY [3] ORDER NO.	PRICE EACH	LI USA [1] ORDER NO.	PRICE EACH
31	.1200	7/8	3-1/2	1920-231	$9.36	1970-231	$16.13
32	.1160	7/8	3-1/2	1920-232	9.36	1970-232	16.13
33	.1130	7/8	3-1/2	1920-233	9.36	1970-233	16.13
34	.1110	7/8	3-1/2	1920-234	9.36	1970-234	16.13
35	.1100	7/8	3-1/2	1920-235	9.36	1970-235	16.13
36	.1065	7/8	3-1/2	1920-236	9.36	1970-236	15.69
37	.1040	7/8	3-1/2	1920-237	9.36	1970-237	15.69
38	.1015	7/8	3-1/2	1920-238	9.36	1970-238	15.69
39	.0995	7/8	3-1/2	1920-239	9.36	1970-239	15.69
40	.0980	7/8	3-1/2	1920-240	9.36	1970-240	15.69
41	.0960	7/8	3-1/2	1920-241	9.36	1970-241	15.69
42	.0935	3/4	3	1920-242	9.36	1970-242	15.31
43	.0890	3/4	3	1920-243	9.36	1970-243	15.31
44	.0860	3/4	3	1920-244	9.36	1970-244	15.31
45	.0820	3/4	3	1920-245	9.36	1970-245	15.31
46	.0810	3/4	3	1920-246	9.36	1970-246	15.31
47	.0785	3/4	3	1920-247	9.36	1970-247	15.31
48	.0760	3/4	3	1920-248	9.36	1970-248	15.31
49	.0730	3/4	3	1920-249	11.21	1970-249	15.31
50	.0700	3/4	3	1920-250	11.21	1970-250	15.31
51	.0670	3/4	3	1920-251	11.21	1970-251	15.31
52	.0635	1/2	2-1/2	1920-252	11.21	1970-252	17.00
53	.0595	1/2	2-1/2	1920-253	11.21	1970-253	19.06
54	.0550	1/2	2-1/2	1920-254	11.21	1970-254	19.06
55	.0520	1/2	2-1/2	1920-255	11.21	1970-255	19.06
56	.0465	1/2	2-1/2	1920-256	11.21	1970-256	19.06
57	.0430	1/2	2-1/2	1920-257	11.21	1970-257	19.06
58	.0420	1/2	2-1/2	1920-258	11.21	1970-258	19.06
59	.0410	1/2	2-1/2	1920-259	11.21	1970-259	19.06
60	.0400	1/2	2-1/2	1920-260	11.21	1970-260	19.06

WIRE GAGE SIZES	DEC. EQV.	FLUTE LG'TH	OAL	LI USA [1] ORDER NO.	PRICE EACH
61	.0390	1/2	1-5/8	1970-261	$19.06
62	.0380	1/2	1-1/2	1970-262	19.06
63	.0370	1/2	1-1/2	1970-263	19.06
64	.0360	1/2	1-1/2	1970-264	19.06
65	.0350	1/2	1-1/2	1970-265	19.06
66	.0330	1/2	1-3/8	1970-266	19.06
67	.0320	1/2	1-3/8	1970-267	19.06
68	.0310	1/2	1-3/8	1970-268	22.38
69	.0292	1/2	1-3/8	1970-269	22.38
70	.0280	1/2	1-1/4	1970-270	22.38
71	.0260	1/2	1-1/4	1970-271	22.38
72	.0250	1/2	1-1/8	1970-272	22.38
73	.0240	1/2	1-1/8	1970-273	22.38
74	.0225	1/2	1	1970-274	22.38
75	.0210	1/2	1	1970-275	22.38
76	.0200	3/8	7/8	1970-276	22.38
77	.0180	3/8	7/8	1970-277	22.38
78	.0160	3/8	7/8	1970-278	22.38
79	.0145	3/8	3/4	1970-279	22.38
80	.0135	3/8	3/4	1970-280	22.38

Reamer Selection?
We Stock:
High Speed Steel, Cobalt, Carbide Tipped & Solid Carbide

Letter Sizes, High Speed Steel

LTR. SIZES	DEC. EQV.	FLUTE LG'TH	OAL	Pittsburg® ALLEGHANY [3] ORDER NO.	PRICE EACH	LI USA [1] ORDER NO.	PRICE EACH
A	.2340	1-1/2	6	1920-301	$15.25	1970-301	$23.63
B	.2380	1-1/2	6	1920-302	15.25	1970-302	24.75
C	.2420	1-1/2	6	1920-303	15.25	1970-303	24.75
D	.2460	1-1/2	6	1920-304	15.25	1970-304	24.75
E	.2500	1-1/2	6	1920-305	12.21	1970-305	20.31
F	.2570	1-1/2	6	1920-306	15.25	1970-306	24.75
G	.2610	1-1/2	6	1920-307	16.21	1970-307	24.75
H	.2660	1-1/2	6	1920-308	17.13	1970-308	27.44
I	.2720	1-1/2	6	1920-309	17.13	1970-309	27.44
J	.2770	1-1/2	6	1920-310	17.13	1970-310	27.44
K	.2810	1-1/2	6	1920-311	17.13	1970-311	27.44
L	.2900	1-1/2	6	1920-312	17.13	1970-312	27.75
M	.2950	1-1/2	6	1920-313	17.13	1970-313	27.75
N	.3020	1-1/2	6	1920-314	17.13	1970-314	27.75
O	.3160	1-1/2	6	1920-315	17.72	1970-315	27.75

LTR. SIZES	DEC. EQV.	FLUTE LG'TH	OAL	Pittsburg® ALLEGHANY [3] ORDER NO.	PRICE EACH	LI USA [1] ORDER NO.	PRICE EACH
P	.3230	1-1/2	6	1920-316	$18.22	1970-316	$ 29.69
Q	.3320	1-1/2	6	1920-317	18.22	1970-317	29.69
R	.3390	1-1/2	6	1920-318	18.22	1970-318	29.69
S	.3480	1-3/4	7	1920-319	18.22	1970-319	29.69
T	.3580	1-3/4	7	1920-320	18.22	1970-320	29.69
U	.3680	1-3/4	7	1920-321	18.22	1970-321	29.69
V	.3770	1-3/4	7	1920-322	20.30	1970-322	32.38
W	.3860	1-3/4	7	1920-323	20.30	1970-323	32.38
X	.3970	1-3/4	7	1920-324	20.30	1970-324	32.38
Y	.4040	1-3/4	7	1920-325	20.85	1970-325	33.69
Z	.4130	1-3/4	7	1920-326	20.85	1970-326	33.69

Pittsburg® ALLEGHANY Sets [3]

1/16 - 1/2 by 64th A - Z
Order No. 1920-900 Order No. 1920-910
Price.....$447.56 Price.....$223.90

1/8-1/2 by 16th #1 thru #60
Order No. 1920-905 Order No. 1920-920
Price.....$65.85 Price.....$679.77

–all sets in plastic pouch–

Chucking Reamers - Metric

WARNING: This product contains Cobalt and/or Nickel and/or Lead a chemical known to the state of California to cause cancer or birth defects or other reproductive harm. For more information: www.prop65.ca.gov. WARNING: Cutting tools may shatter. Always wear approved safety glasses and mask when regrinding.

Straight Shank, Straight Flute, High Speed Steel

DIAM. mm.	DEC. EQV.	FLUTE LG'TH	OAL	Pittsburg® ALLEGHANY PRICE EACH [2]	LI USA PRICE EACH [1]
1.00	0.0394	1/2	2-1/2	2000-394† $10.80	5410-100 $19.06
1.50	0.0591	1/2	2-1/2	2000-591† 10.80	5410-150 19.06
2.00	0.0787	3/4	3	2000-787† 11.24	5410-200 15.31
2.50	0.0984	7/8	3-1/2	2000-984† 11.24	5410-250 15.69
3.00	0.1181	7/8	3-1/2	2001-181 11.24	5410-300 16.13
3.50	0.1378	1	4	2001-378 13.43	5410-350 19.06
4.00	0.1575	1-1/8	4-1/2	2001-575 13.43	5410-400 19.06
4.50	0.1772	1-1/8	4-1/2	2001-772 15.84	5410-450 20.38
5.00	0.1969	1-1/4	5	2001-969 17.03	5410-500 23.00
5.50	0.2165	1-1/4	5	2002-165 14.19	5410-550 23.00
6.00	0.2362	1-1/2	6	2002-362 18.61	5410-600 24.75
6.50	0.2559	1-1/2	6	2002-559 18.61	5410-650 24.75
7.00	0.2756	1-1/2	6	2002-756 20.56	5410-700 27.44
7.50	0.2953	1-1/2	6	2002-953 20.56	5410-750 27.75
8.00	0.3150	1-1/2	6	2003-150 21.26	5410-800 27.75
8.50	0.3346	1-1/2	6	2003-346 21.86	5410-850 29.69
9.00	0.3543	1-3/4	7	2003-543 21.86	5410-900 29.69
9.50	0.3740	1-3/4	7	2003-740 21.14	– –
10.00	0.3937	1-3/4	7	2003-937 24.36	5411-000 32.38
10.50	0.4134	1-3/4	7	2004-134 22.97	5411-050 33.69
11.00	0.4331	1-3/4	7	2004-331 23.57	5411-100 33.69
11.50	0.4528	1-3/4	7	2004-528 27.53	5411-150 36.88
12.00	0.4724	2	8	2004-724 28.51	5411-200 36.88
12.50	0.4921	2	8	2004-921 29.30	5411-250 36.88
13.00	0.5118	2	8	2005-118 30.10	5411-300 45.00

DIAM. mm.	DEC. EQV.	FLUTE LG'TH	OAL	Pittsburg® ALLEGHANY PRICE EACH [2]	LI USA PRICE EACH [1]
13.50	0.5315	2	8	2005-315 $30.10	5411-350 $45.00
14.00	0.5512	2	8	2005-512 30.10	5411-400 45.00
14.50	0.5709	2	8	2005-709 33.66	5411-450 45.00
15.00	0.5906	2	8	2005-906 33.66	5411-500 45.00
15.50	0.6102	2-1/4	9	2006-102 38.62	5411-550 51.25
16.00	0.6299	2-1/4	9	2006-299 38.62	5411-600 51.25
16.50	0.6496	2-1/4	9	2006-496 38.62	5411-650 51.25
17.00	0.6693	2-1/4	9	2006-693 38.62	5411-700 58.13
17.50	0.6890	2-1/4	9	2006-890 44.35	5411-750 61.94
18.00	0.7087	2-1/4	9	2007-087 44.35	5411-800 61.94
18.50	0.7283	2-1/2	9-1/2	2007-283 44.35	5411-850 71.88
19.00	0.7480	2-1/2	9-1/2	2007-480 44.35	5411-900 71.88
19.50	0.7677	2-1/2	9-1/2	2007-677 49.70	5411-950 71.88
20.00	0.7874	2-1/2	9-1/2	2007-874 49.70	5412-000 74.88
20.50	0.8071	2-1/2	9-1/2	2008-071 49.70	5412-050 74.88
21.00	0.8268	2-1/2	9-1/2	2008-268 56.63	5412-100 74.88
21.50	0.8465	2-1/2	9-1/2	2008-465 56.63	5412-150 86.25
22.00	0.8661	2-5/8	10	2008-661 56.63	5412-200 86.25
22.50	0.8858	2-5/8	10	2008-858 62.38	5412-250 88.75
23.00	0.9055	2-5/8	10	2009-055 62.38	5412-300 88.75
23.50	0.9252	2-5/8	10	2009-252 62.38	5412-350 69.20
24.00	0.9449	2-5/8	10	2009-449 70.30	5412-400 95.63
24.50	0.9646	2-5/8	10	2009-646 70.30	5412-450 95.63
25.00	0.9843	2-3/4	10-1/2	2009-843 70.30	5412-500 101.25
25.50	1.0039	2-3/4	10-1/2	2010-039 47.15	5412-550 107.19
30.00	1.1811	2-7/8	11	2011-811 54.78	– –

† Limited Quantities

Chucking Reamers - Straight Shank, RHS - RHC

High Speed Steel

Pittsburg® ALLEGHANY [2]

FRAC. SIZES	DECM'L EQUIV.	FLUTE LG'TH	OVER. LG'TH	ORDER NO.	PRICE EACH
3/64	0.0469	1/2	2-1/2	1921-003	$12.77
1/16	0.0625	1/2	2-1/2	1921-004	12.78
5/64	0.0781	3/4	3	1921-005	10.25
3/32	0.0937	3/4	3	1921-006	10.25
7/64	0.1094	7/8	3-1/2	1921-007	10.25
1/8	0.1250	7/8	3-1/2	1921-008	9.73
9/64	0.1406	1	4	1921-009	12.78
5/32	0.1562	1	4	1921-010	12.78
11/64	0.1719	1-1/8	4-1/2	1921-011	12.78
3/16	0.1875	1-1/8	4-1/2	1921-012	12.78
13/64	0.2031	1-1/4	5	1921-013	14.75
7/32	0.2187	1-1/4	5	1921-014	14.42
15/64	0.2344	1-1/2	6	1921-015	14.75
1/4	0.2500	1-1/2	6	1921-016	13.86
17/64	0.2656	1-1/2	6	1921-017	16.43
9/32	0.2812	1-1/2	6	1921-018	16.43
19/64	0.2969	1-1/2	6	1921-019	17.74
5/16	0.3125	1-1/2	6	1921-020	15.38
21/64	0.3281	1-1/2	6	1921-021	18.40
11/32	0.3437	1-1/2	6	1921-022	18.40
23/64	0.3594	1-3/4	7	1921-023	18.40
3/8	0.3750	1-3/4	7	1921-024	18.06
25/64	0.3906	1-3/4	7	1921-025	20.63
13/32	0.4062	1-3/4	7	1921-026	20.63
27/64	0.4219	1-3/4	7	1921-027	21.30
7/16	0.4375	1-3/4	7	1921-028	20.30
29/64	0.4531	1-3/4	7	1921-029	23.15
15/32	0.4687	1-3/4	7	1921-030	23.15
31/64	0.4844	2	8	1921-031	23.15
1/2	0.5000	2	8	1921-032	20.87
17/32	0.5312	2	8	1921-034	26.52
9/16	0.5625	2	8	1921-036	$27.09
19/32	0.5938	2	8	1921-038	29.96
39/64	0.6094	2-1/4	9	1921-039	28.64
5/8	0.6250	2-1/4	9	1921-040	28.64
21/32	0.6562	2-1/4	9	1921-042	33.64
11/16	0.6875	2-1/4	9	1921-044	33.64
45/64	0.7031	2-1/4	9	1921-045	39.44
23/32	0.7188	2-1/4	9	1921-046	38.14
47/64	0.7344	2-1/2	9-1/2	1921-047	38.73
3/4	0.7500	2-1/2	9-1/2	1921-048	37.45
25/32	0.7812	2-1/2	9-1/2	1921-050	43.00
51/64	0.7964	2-1/2	9-1/2	1921-051	44.67
13/16	0.8125	2-1/2	9-1/2	1921-052	43.00
53/64	0.8281	2-1/2	9-1/2	1921-053	51.53
27/32	0.8438	2-1/2	9-1/2	1921-054	48.24
55/64	0.8594	2-5/8	10	1921-055	51.53
7/8	0.8750	2-5/8	10	1921-056	51.53
29/32	0.9062	2-5/8	10	1921-058	53.56
15/16	0.9375	2-5/8	10	1921-060	53.56
61/64	0.9531	2-5/8	10	1921-061	64.02
31/32	0.9688	2-5/8	10	1921-062	60.45
63/64	0.9844	2-3/4	10-1/2	1921-063	64.02
1	1.0000	2-3/4	10-1/2	1921-064	29.37
1-1/16	1.0625	2-3/4	10-1/2	1921-068	67.82
1-1/8	1.1250	2-7/8	11	1921-072	74.73
1-3/16	1.1875	2-7/8	11	1921-076	82.16
1-1/4	1.2500	3	11-1/2	1921-080	91.17
1-5/16	1.3125	3	11-1/2	1921-084	111.54
1-3/8	1.3750	3-1/4	12	1921-088	114.17
1-7/16	1.4375	3-1/4	12	1921-092	124.75
1-1/2	1.5000	3-1/2	12-1/2	1921-096	127.27

* LHS – RHC Price On Application.

Letter Sizes

LTR. SIZES	DECM'L EQUIV.	FLUTE LG'TH	OVER. LG'TH	ORDER NO.	PRICE EACH
A	0.2340	1-1/2	6	1921-301	$17.49
B	0.2380	1-1/2	6	1921-302	17.49
C	0.2420	1-1/2	6	1921-303	17.49
D	0.2460	1-1/2	6	1921-304	17.49
E	0.2500	1-1/2	6	1921-305	13.86
F	0.2570	1-1/2	6	1921-306	17.49
G	0.2610	1-1/2	6	1921-307	18.65
H	0.2660	1-1/2	6	1921-308	19.70
I	0.2720	1-1/2	6	1921-309	19.70
J	0.2770	1-1/2	6	1921-310	19.70
K	0.2810	1-1/2	6	1921-311	19.70
L	0.2900	1-1/2	6	1921-312	19.70
M	0.2950	1-1/2	6	1921-313	19.70
N	0.3020	1-1/2	6	1921-314	19.70
O	0.3160	1-1/2	6	1921-315	20.38
P	0.3230	1-1/2	6	1921-316	20.96
Q	0.3320	1-1/2	6	1921-317	20.96
R	0.3390	1-1/2	6	1921-318	20.96
S	0.3480	1-3/4	7	1921-319	20.96
T	0.3580	1-3/4	7	1921-320	20.96
U	0.3680	1-3/4	7	1921-321	20.96
V	0.3770	1-3/4	7	1921-322	23.33
W	0.3860	1-3/4	7	1921-323	23.33
X	0.3970	1-3/4	7	1921-324	23.33
Y	0.4040	1-3/4	7	1921-325	23.98
Z	0.4130	1-3/4	7	1921-326	23.98

Chucking Reamers - Straight Shank, RHS, RHC (Continued)

WARNING: This product contains Cobalt and/or Nickel and/or Lead a chemical known to the state of California to cause cancer or birth defects or other reproductive harm. For more information: www.prop65.ca.gov. WARNING: Cutting tools may shatter. Always wear approved safety glasses and mask when regrinding.

High Speed Steel

Pittsburg® ALLEGHANY 2

Wire Gage Sizes

DIA.	DECM'L EQUIV.	FLUTE LG'TH	OVER. LG'TH	ORDER NO.	PRICE EACH
1	0.2280	1-1/2	6	1921-201	15.58
2	0.2210	1-1/2	6	1921-202	15.58
3	0.2130	1-1/4	5	1921-203	15.58
4	0.2090	1-1/4	5	1921-204	15.58
5	0.2055	1-1/4	5	1921-205	15.58
6	0.2040	1-1/4	5	1921-206	15.58
7	0.2010	1-1/4	5	1921-207	15.58
8	0.1990	1-1/4	5	1921-208	15.58
9	0.1960	1-1/4	5	1921-209	15.58
10	0.1935	5	5	1921-210	15.58
11	0.1910	5	5	1921-211	15.18
12	0.1890	4-1/2	4-1/2	1921-212	14.56
13	0.1850	1-1/8	4-1/2	1921-213	14.56
14	0.1820	1-1/8	4-1/2	1921-214	14.56
15	0.1800	1-1/8	4-1/2	1921-215	14.56
16	0.1770	1-1/8	4-1/2	1921-216	13.29
17	0.1730	1-1/8	4-1/2	1921-217	13.29
18	0.1695	1-1/8	4-1/2	1921-218	12.33
19	0.1660	1-1/8	4-1/2	1921-219	12.33
20	0.1610	1-1/8	4-1/2	1921-220	12.33

DIA.	DECM'L EQUIV.	FLUTE LG'TH	OVER. LG'TH	ORDER NO.	PRICE EACH
21	0.1590	1-1/8	4-1/2	1921-221	$12.33
22	0.1570	1	4	1921-222	12.33
23	0.1540	1	4	1921-223	12.33
24	0.1520	1	4	1921-224	12.33
25	0.1495	1	4	1921-225	12.33
26	0.1470	1	4	1921-226	12.33
27	0.1440	1	4	1921-227	12.33
28	0.1405	1	4	1921-228	12.33
29	0.1360	1	4	1921-229	12.33
30	0.1285	7/8	3-1/2	1921-230	10.29
31	0.1200	7/8	3-1/2	1921-231	10.29
32	0.1160	7/8	3-1/2	1921-232	10.29
33	0.1130	7/8	3-1/2	1921-233	10.29
34	0.1110	7/8	3-1/2	1921-234	10.29
35	0.1100	7/8	3-1/2	1921-235	10.29
36	0.1065	7/8	3-1/2	1921-236	10.29
37	0.1040	7/8	3-1/2	1921-237	10.29
38	0.1015	7/8	3-1/2	1921-238	10.29
39	0.0995	7/8	3-1/2	1921-239	10.29
40	0.0980	7/8	3-1/2	1921-240	10.29

DIA.	DECM'L EQUIV.	FLUTE LG'TH	OVER. LG'TH	ORDER NO.	PRICE EACH
41	0.0960	7/8	3-1/2	1921-241	$10.29
42	0.0935	3/4	3	1921-242	10.29
43	0.0890	3/4	3	1921-243	10.29
44	0.0860	3/4	3	1921-244	10.29
45	0.0820	3/4	3	1921-245	10.29
46	0.0810	3/4	3	1921-246	10.29
47	0.0785	3/4	3	1921-247	10.29
48	0.0760	3/4	3	1921-248	10.29
49	0.0730	3/4	3	1921-249	12.33
50	0.0700	3/4	3	1921-250	12.33
51	0.0670	3/4	3	1921-251	12.33
52	0.0635	1/2	2-1/2	1921-252	12.33
53	0.0595	1/2	2-1/2	1921-253	12.33
54	0.0550	1/2	2-1/2	1921-254	12.33
55	0.0520	1/2	2-1/2	1921-255	12.33
56	0.0465	1/2	2-1/2	1921-256	12.33
57	0.0430	1/2	2-1/2	1921-257	12.33
58	0.0420	1/2	2-1/2	1921-258	12.33
59	0.0410	1/2	2-1/2	1921-259	12.33
60	0.0400	1/2	2-1/2	1921-260	12.33

RHS/RHC Available on request

Chucking Reamers - Cobalt

Straight Shank, Straight Flute

1

Fractional Sizes

FRAC. SIZES	FLUTE LG'TH	OAL	Pittsburg® ALLEGHANY ORDER NO.	PRICE EACH	USA	PRICE EACH
3/64	1/2	2-1/2	–	–	1923-403	$23.10
1/16	1/2	2-1/2	–	–	1923-404	23.10
5/64	3/4	3	–	–	1923-405	18.70
3/32	3/4	3	–	–	1923-406	18.70
7/64	7/8	3-1/2	–	–	1923-407	19.80
1/8	7/8	3-1/2	1923-008	$15.50	1923-408	17.05
9/64	1	4	1923-009	21.00	1923-409	23.10
5/32	1	4	1923-010	21.00	1923-410	23.10
11/64	1-1/8	4-1/2	1923-011	22.00	1923-411	24.20
3/16	1-1/8	4-1/2	1923-012	22.00	1923-412	24.20
13/64	1-1/4	5	1923-013	25.50	1923-413	28.05
7/32	1-1/4	5	1923-014	25.50	1923-414	28.05
15/64	1-1/2	6	1923-015	26.00	1923-415	28.60
1/4	1-1/2	6	1923-016	22.50	1923-416	22.50
17/64	1-1/2	6	1923-017	34.00	1923-417	37.40

FRAC. SIZES	FLUTE LG'TH	OAL	Pittsburg® ALLEGHANY ORDER NO.	PRICE EACH	USA	PRICE EACH
9/32	1-1/2	6	1923-018	34.00	1923-418	$37.40
19/64	1-1/2	6	1923-019	34.00	1923-419	37.40
5/16	1-1/2	6	1923-020	34.00	1923-420	37.40
21/64	1-1/2	6	1923-021	37.00	1923-421	40.70
11/32	1-1/2	6	1923-022	37.00	1923-422	40.70
23/64	1-3/4	7	1923-023	37.00	1923-423	40.70
3/8	1-3/4	7	1923-024	34.00	1923-424	37.40
25/64	1-3/4	7	1923-025	48.00	1923-425	52.80
13/32	1-3/4	7	1923-026	48.00	1923-426	52.80
27/64	1-3/4	7	1923-027	48.00	1923-427	52.80
7/16	1-3/4	7	1923-028	48.00	1923-428	52.80
29/64	1-3/4	7	1923-029	54.50	1923-429	59.95
15/32	1-3/4	7	1923-030	54.50	1923-430	59.95
31/64	2	8	1923-031	54.50	1923-431	59.95
1/2	2	8	1923-032	49.50	1923-432	54.45

FRAC. SIZES	FLUTE LG'TH	OAL	Pittsburg® ALLEGHANY ORDER NO.	PRICE EACH	USA	PRICE EACH
17/32	2	8	–	–	1923-434	$78.43
9/16	2	8	–	–	1923-436	69.58
19/32	2	8	–	–	1923-438	69.58
5/8	2-1/4	9	–	–	1923-440	78.43
21/32	2-1/4	9	–	–	1923-442	97.41
11/16	2-1/4	9	–	–	1923-444	97.41
23/32	2-1/4	9	–	–	1923-446	115.12
3/4	2-1/2	9-1/2	–	–	1923-448	100.57
25/32	2-1/2	9-1/2	–	–	1923-450	106.90
13/16	2-1/2	9-1/2	–	–	1923-452	111.32
27/32	2-1/2	9-1/2	–	–	1923-454	129.03
7/8	2-5/8	10	–	–	1923-456	130.30
29/32	2-5/8	10	–	–	1923-458	141.68
15/16	2-5/8	10	–	–	1923-460	142.95
31/32	2-5/8	10	–	–	1923-462	161.92
1	2-3/4	10-1/2	–	–	1923-464	140.80

Over & Under Sizes

DIAM.	FLUTE LG'TH	OVER. LG'TH	Pittsburg® ALLEGHANY ORDER NO.	PRICE EACH	USA ORDER NO.	USA PRICE EACH
.1240	7/8	3-1/2	1935-240	$8.57	5415-240	$19.80
.1260	7/8	3-1/2	1935-260	8.57	5415-260	19.80
.1865	1-1/8	4-1/2	1935-865	12.43	5415-865	24.20
.1885	1-1/8	4-1/2	1935-885	12.43	5415-885	24.20
.2490	1-1/2	6	1936-490	14.34	5416-490	28.60
.2510	1-1/2	6	1936-510	14.34	5416-510	24.75
.3115	1-1/2	6	1937-115	17.56	5417-115	37.40
.3135	1-1/2	6	1937-135	17.56	5417-135	37.40
.3740	1-3/4	7	1937-740	19.21	5417-740	41.80
.3760	1-3/4	7	1937-760	19.21	5417-760	41.80
.4365	1-3/4	7	1938-365	26.92	5418-365	52.80
.4385	1-3/4	7	1938-385	26.92	5418-385	52.80
.4990	2	8	1938-990	29.52	5418-990	59.95
.5010	2	8	1939-010	29.52	5419-010	68.95

Dowel Pin

DIAM.	FLUTE LG'TH	OVER. LG'TH	Pittsburg® ALLEGHANY ORDER NO.	PRICE EACH	USA ORDER NO.	USA PRICE EACH
.1230	7/8	3-1/2	1935-230	$ 8.57	5415-230	$14.47
.1247	7/8	3-1/2	1935-247	8.57	5415-247	14.47
.1855	1-1/8	3-1/2	1935-855	12.43	5415-855	32.13
.1870	1-1/8	4-1/2	1935-870	12.43	5415-870	21.45
.2480	1-1/2	6	1936-480	14.34	5416-480	23.65
.2495	1-1/2	6	1936-495	14.34	5416-495	23.65
.3105	1-1/2	6	1937-105	17.56	5417-105	27.59
.3120	1-1/2	6	1937-120	17.56	5417-120	27.59
.3730	1-3/4	7	1937-730	19.21	5417-730	30.30
.3745	1-3/4	7	1937-745	19.21	5417-745	74.78
.4355	1-3/4	5-1/2	1938-355	26.92	5418-355	37.99
.4370	1-3/4	5-1/2	1938-370	26.92	5418-370	37.99
.4980	2	8	1938-980	29.52	5418-980	44.33
.4995	2	8	1938-995	29.52	5418-995	44.33

Special Decimal Chucking Reamers

WARNING: This product contains Cobalt and/or Nickel and/or Lead a chemical known to the state of California to cause cancer or birth defects or other reproductive harm. For more information: www.prop65.ca.gov. WARNING: Cutting tools may shatter. Always wear approved safety glasses and mask when regrinding.

Straight Flute - Straight Shank
R.H. Cut - High Speed Steel

The following Standard sizes are NOT included in this Special Decimal Chart:

Standard Dowel Sizes	Standard Over & Under Sizes	Standard Metric Sizes 1.00mm thru 25.00mm by 0.5mm

Find these sizes in the Standard Reamer pricing charts.



SIZE	Pittsburg ALLEGHANY ORDER NO. (2)	PRICE EACH	USA ORDER NO. (1)	PRICE EACH
0.0295	–	–	5400-295	$24.38
0.0300	–	–	5400-300	24.38
0.0335	2000-335†	$11.70	5400-335†	17.88
0.0340	–	–	5400-340	30.65
0.0355	–	–	5400-355	35.00
0.0365	–	–	5400-365	27.99
0.0385	–	–	5400-385	35.00
0.0395	–	–	5400-395	35.00
0.0405	–	–	5400-405	31.00
0.0413	–	–	5400-413†	22.73
0.0415	–	–	5400-415	31.00
0.0425	–	–	5400-425	31.00
0.0433	–	–	5400-433	22.73
0.0435	–	–	5400-435	31.00
0.0440	2000-440	22.08	5400-440	31.00
0.0445	2000-445	10.08	5400-445	31.00
0.0450	–	–	5400-450	31.00
0.0455	–	–	5400-455	31.00
0.0460	–	–	5400-460	31.00
0.0470	–	–	5400-470	31.00
0.0475	–	–	5400-475	31.00
0.0480	–	–	5400-480	31.00
0.0485	–	–	5400-485	31.00
0.0490	–	–	5400-490	31.00
0.0495	2000-495	22.08	5400-495	31.00
0.0500	–	–	5400-500	31.00
0.0505	–	–	5400-505	31.00
0.0510	–	–	5400-510	31.00
0.0515	–	–	5400-515	31.00
0.0525	2000-525	22.08	5400-525	31.00
0.0530	–	–	5400-530	31.00
0.0531	–	–	5400-531†	76.34
0.0535	–	–	5400-535	31.00
0.0540	–	–	5400-540	31.00
0.0545	–	–	5400-545	31.00
0.0555	–	–	5400-555	31.00
0.0560	–	–	5400-560	31.00
0.0565	–	–	5400-565	31.00
0.0570	–	–	5400-570	31.00
0.0575	–	–	5400-575	31.00
0.0580	–	–	5400-580	31.00
0.0585	–	–	5400-585	31.00
0.0590	2000-590	21.27	5400-590	31.00
0.0600	2000-600	21.27	5400-600	31.00
0.0605	–	–	5400-605	31.00
0.0610	2000-610	21.27	5400-610	31.00
0.0615	2000-615	21.27	5400-615	31.00
0.0620	2000-620	21.27	5400-620	31.00
0.0630	2000-630	21.27	5400-630	31.00
0.0640	2000-640	19.45	5400-640	31.00
0.0645	–	–	5400-645	31.00
0.0650	2000-650	19.45	5400-650	31.00
0.0655	2000-655	9.18	5400-655	31.00
0.0660	–	–	5400-660	31.00
0.0665	–	–	5400-665	31.00
0.0675	–	–	5400-675	31.00
0.0677	2000-677†	19.45	–	–
0.0680	2000-680	19.51	5400-680	31.00
0.0685	–	–	5400-685	31.00

† Limited Quantities.

SIZE	Pittsburg ALLEGHANY ORDER NO. (2)	PRICE EACH	USA ORDER NO. (1)	PRICE EACH
0.0689	–	–	5400-689†	$22.73
0.0690	–	–	5400-690	31.00
0.0695	–	–	5400-695	31.00
0.0705	–	–	5400-705	31.00
0.0709	–	–	5400-709†	22.73
0.0710	2000-710	$19.51	5400-710	31.00
0.0715	–	–	5400-715	31.00
0.0720	–	–	5400-720	31.00
0.0725	–	–	5400-725	31.00
0.0728	–	–	5400-728†	22.73
0.0735	2000-735	19.51	5400-735	31.00
0.0740	–	–	5400-740	31.00
0.0745	–	–	5400-745	31.00
0.0748	–	–	5400-748†	22.73
0.0750	2000-750	19.51	5400-750	31.00
0.0755	–	–	5400-755	31.00
0.0765	–	–	5400-765	31.00
0.0765	–	–	5400-768†	22.73
0.0770	2000-770	19.51	5400-770	31.00
0.0775	–	–	5400-775	31.00
0.0780	2000-780	19.51	5400-780	31.00
0.0790	2000-790	19.56	5400-790	31.00
0.0792	2000-792†	9.18	–	–
0.0794	2000-794†	19.56	–	–
0.0795	2000-795	19.56	5400-795	31.00
0.0800	2000-800	19.56	5400-800	31.00
0.0805	2000-805	19.56	5400-805	31.00
0.0807	–	–	5400-807†	22.73
0.0815	–	–	5400-815	31.00
0.0825	2000-825	31.00	5400-825	31.00
0.0827	–	–	5400-827†	22.73
0.0830	–	–	5400-830	31.00
0.0835	–	–	5400-835	31.00
0.0840	2000-840	19.56	5400-840	31.00
0.0845	–	–	5400-845	31.00
0.0845	–	–	5400-846†	22.73
0.0850	2000-850	19.56	5400-850	31.00
0.0855	2000-855	19.56	5400-855	31.00
0.0865	–	–	5400-865	31.00
0.0866	–	–	5400-866†	22.73
0.0870	2000-870	19.56	5400-870	31.00
0.0875	–	–	5400-875	31.00
0.0880	2000-880	19.56	5400-880	31.00
0.0885	–	–	5400-885	31.00
0.0886	–	–	5400-886†	22.73
0.0895	–	–	5400-895	31.00
0.0900	2000-900	19.56	5400-900	22.73
0.0905	–	–	5400-905	31.00
0.0910	2000-910	19.56	5400-910	31.00
0.0915	–	–	5400-915	31.00
0.0920	2000-920	19.56	5400-920	31.00
0.0925	–	–	5400-925	31.00
0.0930	2000-930	19.56	5400-930	31.00
0.0931	–	–	5400-931†	22.73
0.0940	2000-940	19.56	5400-940	31.00
0.0944	2000-944†	19.56	–	–
0.0945	–	–	5400-945	31.00
0.0949	2000-949†	10.49	–	–
0.0950	2000-950	19.56	5400-950	31.00
0.0955	–	–	5400-955	31.00

SIZE	Pittsburg ALLEGHANY ORDER NO. (2)	PRICE EACH	USA ORDER NO. (1)	PRICE EACH
0.0965	–	–	5400-965	$31.00
0.0970	2000-970	$19.56	5400-970	31.00
0.0975	–	–	5400-975	31.00
0.0985	–	–	5400-985	31.00
0.0986	2000-986†	19.56	–	–
0.0990	2000-990	19.56	5400-990	31.00
0.1000	2001-000	19.56	5401-000	31.00
0.1005	–	–	5401-005	35.00
0.1010	2001-010	19.56	5401-010	31.00
0.1020	–	–	5401-020	31.00
0.1025	2001-025	19.56	5401-025	22.73
0.1030	–	–	5401-030	31.00
0.1035	–	–	5401-035	31.00
0.1045	–	–	5401-045	31.00
0.1050	2001-050	10.49	5401-050	31.00
0.1055	–	–	5401-055	31.00
0.1060	2001-060	19.56	5401-060	31.00
0.1063	–	–	5401-063†	31.00
0.1070	2001-070	19.56	5401-070	31.00
0.1075	–	–	5401-075	31.00
0.1080	2001-080	19.56	5401-080	31.00
0.1083	–	–	5401-083†	18.69
0.1085	–	–	5401-085	31.00
0.1090	–	–	5401-090	31.00
0.1095	–	–	5401-095	26.75
0.1105	2001-105	9.66	5401-105	26.75
0.1115	–	–	5401-115	26.75
0.1120	2001-120	17.14	5401-120	26.75
0.1125	–	–	5401-125	26.75
0.1135	–	–	5401-135	26.75
0.1140	2001-140	9.66	5401-140	26.75
0.1145	–	–	5401-145	26.75
0.1150	–	–	5401-150	26.75
0.1155	2001-155	17.14	5401-155	26.75
0.1165	–	–	5401-165	26.75
0.1170	2001-170	17.14	5401-170	26.75
0.1175	–	–	5401-175	26.75
0.1180	–	–	5401-180	26.75
0.1185	–	–	5401-185	26.75
0.1190	2001-190	17.14	5401-190	26.75
0.1195	–	–	5401-195	26.75
0.1205	–	–	5401-205	26.75
0.1210	2001-210	17.14	5401-210	26.75
0.1215	2001-215	17.14	5401-215	19.62
0.1220	2001-220	17.14	5401-220	26.75
0.1225	2001-225	17.14	5401-225	26.75
0.1235	2001-235	17.14	5401-235	26.75
0.1243	–	–	5401-243†	35.00
0.1245	2001-245	17.14	5401-245	26.75
0.1253	2001-253†	17.14	–	–
0.1255	2001-255	17.14	5401-255	32.13
0.1257	2001-257†	17.14	–	–
0.1265	2001-265	22.98	5401-265	32.13
0.1270	2001-270	22.98	5401-270	32.13
0.1275	2001-275	22.98	5401-275	32.13
0.1280	2001-280	22.98	5401-280	32.13
0.1290	2001-290	22.98	5401-290	32.13
0.1295	2001-295	22.98	5401-295	32.13
0.1299	2001-299†	22.98	–	–

Special Decimal Chucking Reamers

WARNING: This product contains Cobalt and/or Nickel and/or Lead a chemical known to the state of California to cause cancer or birth defects or other reproductive harm. For more information: www.prop65.ca.gov. WARNING: Cutting tools may shatter. Always wear approved safety glasses and mask when regrinding.

Straight Flute - Straight Shank
R.H. Cut - High Speed Steel

The following Standard sizes are NOT included in this Special Decimal Chart:

Standard Dowel Sizes	Standard Over & Under Sizes	Standard Metric Sizes 1.00mm thru 25.00mm by 0.5mm

Find these sizes in the Standard Reamer pricing charts.



SIZE	Pittsburg® ALLEGHANY ORDER NO. (2)	PRICE EACH	USA ORDER NO. (1)	PRICE EACH
0.1300	2001-300	$22.98	5401-300	$32.13
0.1305	2001-305	22.98	5401-305	32.13
0.1310	2001-310	22.98	5401-310	32.13
0.1315	2001-315	22.98	5401-315	32.13
0.1320	2001-320	22.98	5401-320	32.13
0.1325	2001-325	22.98	5401-325	32.13
0.1330	2001-330	22.98	5401-330	32.13
0.1335	2001-335	22.98	5401-335	32.13
0.1340	2001-340	22.98	5401-340	32.13
0.1345	2001-345	22.98	5401-345	32.13
0.1350	2001-350	22.98	5401-350	32.13
0.1355	2001-355	22.18	5401-355	32.13
0.1365	2001-365	22.98	5401-365	32.13
0.1370	2001-370	22.98	5401-370	32.13
0.1375	2001-375	22.98	5401-375	32.13
0.1380	2001-380	22.98	5401-380	32.13
0.1385	2001-385	22.98	5401-385	32.13
0.1390	2001-390	22.98	5401-390	32.13
0.1395	2001-395	22.98	5401-395	32.13
0.1400	2001-400	22.98	5401-400	32.13
0.1410	2001-410	21.17	5401-410	32.13
0.1415	2001-415	21.17	5401-415	32.13
0.1420	2001-420	21.17	5401-420	32.13
0.1425	2001-425	21.17	5401-425	32.13
0.1430	2001-430	21.17	5401-430	32.13
0.1435	2001-435	21.17	5401-435	32.13
0.1445	2001-445	21.17	5401-445	32.13
0.1450	2001-450	21.17	5401-450	32.13
0.1455	2001-455	10.49	5401-455	32.13
0.1460	2001-460	21.17	5401-460	32.13
0.1465	2001-465	21.17	5401-465	32.13
0.1475	2001-475	10.49	5401-475	32.13
0.1480	2001-480	21.17	5401-480	32.13
0.1485	2001-485	21.17	5401-485	32.13
0.1490	2001-490	21.17	5401-490	32.13
0.1500	2001-500	21.17	5401-500	32.13
0.1505	2001-505	21.17	5401-505	32.13
0.1510	2001-510	21.17	5401-510	32.13
0.1515	2001-515	21.17	5401-515	32.13
0.1525	2001-525	21.17	5401-525	32.13
0.1528	2001-528†	21.17	–	–
0.1530	2001-530	21.17	5401-530	32.13
0.1535	2001-535	21.17	5401-535	32.13
0.1545	2001-545	21.17	5401-545	32.13
0.1550	2001-550	21.17	5401-550	32.13
0.1552	2001-552†	21.17	–	–
0.1555	2001-555	21.17	5401-555	32.13
0.1560	2001-560	21.17	5401-560	32.13
0.1565	2001-565	21.17	5401-565	32.13
0.1578	2001-578†	10.49	–	–
0.1580	2001-580	21.17	5401-580	32.13
0.1585	2001-585	22.18	5401-585	32.13
0.1592	2001-592†	22.18	–	–
0.1595	2001-595	22.18	5401-595	32.13
0.1600	2001-600	22.18	5401-600	32.13
0.1605	2001-605	22.18	5401-605	32.13
0.1615	2001-615	22.18	5401-615	32.13

† Limited Quantities.

SIZE	Pittsburg® ALLEGHANY ORDER NO. (2)	PRICE EACH	USA ORDER NO. (1)	PRICE EACH
0.1620	2001-620	$22.18	5401-620	$23.56
0.1625	2001-625	22.18	5401-625	32.13
0.1630	2001-630	22.18	5401-630	32.13
0.1635	2001-635	22.18	5401-635	32.13
0.1640	2001-640	22.18	5401-640	32.13
0.1645	2001-645	22.18	5401-645	32.13
0.1650	2001-650	22.18	5401-650	32.13
0.1655	2001-655	22.18	5401-655	32.13
0.1665	2001-665	22.18	5401-665	32.13
0.1670	2001-670	22.18	5401-670	32.13
0.1675	2001-675	10.49	5401-675	32.13
0.1678	2001-678†	22.18	–	–
0.1680	2001-680	22.18	5401-680	32.13
0.1685	2001-685	22.18	5401-685	32.13
0.1690	2001-690	22.18	5401-690	32.13
0.1700	2001-700	22.18	5401-700	31.00
0.1705	2001-705	22.18	5401-705	32.13
0.1710	2001-710	22.18	5401-710	32.13
0.1715	2001-715	22.18	5401-715	32.13
0.1720	2001-720	22.18	5401-720	32.13
0.1725	2001-725	22.18	5401-725	32.13
0.1735	2001-735	22.18	5401-735	32.13
0.1740	2001-740	22.18	5401-740	32.13
0.1745	2001-745	10.49	5401-745	32.13
0.1750	2001-750	22.18	5401-750	32.13
0.1755	2001-755	22.18	5401-755	32.13
0.1760	2001-760	22.18	5401-760	32.13
0.1765	2001-765	22.18	5401-765	32.13
0.1775	2001-775	22.18	5401-775	32.13
0.1780	2001-780	22.18	5401-780	32.13
0.1785	2001-785	22.18	5401-785	32.13
0.1790	2001-790	22.18	5401-790	32.13
0.1795	2001-795	22.18	5401-795	32.13
0.1805	2001-805	22.18	5401-805	32.13
0.1810	2001-810	22.18	5401-810	32.13
0.1815	2001-815	22.18	5401-815	32.13
0.1825	2001-825	22.18	5401-825	32.13
0.1830	2001-830	22.18	5401-830	32.13
0.1835	2001-835	22.18	5401-835	32.13
0.1840	2001-840	22.18	5401-840	32.13
0.1845	2001-845	22.18	5401-845	32.13
0.1860	2001-860	22.18	5401-860	32.13
0.1876	2001-876†	12.02	–	–
0.1880	2001-880	25.01	5401-880	32.13
0.1895	2001-895	25.01	5401-895	32.13
0.1900	2001-900	25.01	5401-900	32.13
0.1905	2001-905	25.01	5401-905	32.13
0.1915	2001-915	25.01	5401-915	32.13
0.1920	2001-920	25.01	5401-920	32.13
0.1925	2001-925	25.01	5401-925	32.13
0.1929	2001-929†	15.01	–	–
0.1930	2001-930	25.01	5401-930	32.13
0.1940	2001-940	25.01	5401-940	32.13
0.1945	2001-945	25.01	5401-945	32.13
0.1950	2001-950	25.01	5401-950	32.13
0.1955	2001-955	25.01	5401-955	32.13
0.1965	2001-965	25.01	5401-965	32.13
0.1970	2001-970	12.02	5401-970	32.13
0.1975	2001-975	25.01	5401-975	32.13

SIZE	Pittsburg® ALLEGHANY ORDER NO. (2)	PRICE EACH	USA ORDER NO. (1)	PRICE EACH
0.1980	2001-980	$25.01	5401-980	$32.13
0.1985	2001-985	12.02	5401-985	32.13
0.1995	2001-995	25.01	5401-995	32.13
0.2000	2002-000	25.01	5402-000	32.13
0.2005	2002-005	25.01	5402-005	32.13
0.2015	2002-015	25.01	5402-015	32.13
0.2020	2002-020	25.01	5402-020	32.13
0.2025	2002-025	25.01	5402-025	32.13
0.2030	2002-030	25.01	5402-030	27.75
0.2035	2002-035	25.01	5402-035	32.13
0.2045	2002-045	24.58	5402-045	32.13
0.2050	2002-050	24.58	5402-050	32.13
0.2060	2002-060	24.58	5402-060	32.13
0.2070	2002-070	24.58	5402-070	32.13
0.2075	2002-075	12.02	5402-075	32.13
0.2080	2002-080	24.58	5402-080	32.13
0.2085	2002-085	24.58	5402-085	32.13
0.2095	2002-095	24.58	5402-095	32.13
0.2100	2002-100	24.58	5402-100	32.13
0.2105	2002-105	24.58	5402-105	32.13
0.2110	2002-110	24.58	5402-110	32.13
0.2115	2002-115	24.58	5402-115	32.13
0.2120	2002-120	24.58	5402-120	32.13
0.2125	2002-125	24.58	5402-125	32.13
0.2135	2002-135	24.58	5402-135	32.13
0.2140	2002-140	24.58	5402-140	32.13
0.2145	2002-145	24.58	5402-145	32.13
0.2150	2002-150	24.58	5402-150	32.13
0.2155	2002-155	24.58	5402-155	32.13
0.2160	2002-160	24.58	5402-160	32.13
0.2166	–	–	5402-166†	23.56
0.2170	2002-170	24.58	5402-170	32.13
0.2175	2002-175	24.58	5402-175	32.13
0.2180	2002-180	24.58	5402-180	32.13
0.2185	2002-185	24.58	5402-185	32.13
0.2190	2002-190	24.58	5402-190	32.13
0.2195	2002-195	24.58	5402-195	32.13
0.2200	2002-200	24.58	5402-200	32.13
0.2205	2002-205	24.58	5402-205	32.13
0.2215	2002-215	24.58	5402-215	32.13
0.2220	2002-220	24.58	5402-220	32.13
0.2225	2002-225	24.58	5402-225	32.13
0.2230	2002-230	24.58	5402-230	32.13
0.2235	2002-235	24.58	5402-235	32.13
0.2240	2002-240	24.58	5402-240	32.13
0.2245	2002-245	12.02	5402-245	32.13
0.2250	2002-250	24.58	5402-250	32.13
0.2260	2002-260	24.58	5402-260	32.13
0.2265	2002-265	24.58	5402-265	32.13
0.2270	2002-270	24.58	5402-270	32.13
0.2275	2002-275	24.58	5402-275	32.13
0.2285	2002-285	12.02	5402-285	32.13
0.2290	2002-290	24.58	5402-290	32.13
0.2295	2002-295	24.58	5402-295	32.13
0.2300	2002-300	24.58	5402-300	32.13
0.2305	2002-305	12.02	5402-305	32.13
0.2310	2002-310	24.58	5402-310	32.13
0.2315	2002-315	12.02	5402-315	32.13

Special Decimal Chucking Reamers

WARNING: This product contains Cobalt and/or Nickel and/or Lead a chemical known to the state of California to cause cancer or birth defects or other reproductive harm. For more information: www.prop65.ca.gov. **WARNING:** Cutting tools may shatter. Always wear approved safety glasses and mask when regrinding.

Straight Flute - Straight Shank - R.H. Cut - High Speed Steel

SIZE	Pittsburg ALLEGHANY ORDER NO.	2 PRICE EACH	USA ORDER NO.	1 PRICE EACH
0.2320	2002-320	$24.58	5402-320	$32.13
0.2325	2002-325	12.02	5402-325	32.13
0.2330	2002-330	22.93	5402-330	32.13
0.2335	2002-335	22.93	5402-335	32.13
0.2345	2002-345	12.89	5402-345	32.13
0.2350	2002-350	22.93	5402-350	32.13
0.2355	2002-355	22.93	5402-355	32.13
0.2360	2002-360	22.93	5402-360	32.13
0.2365	2002-365	22.93	5402-365	32.13
0.2370	2002-370	22.93	5402-370	32.13
0.2375	2002-375	22.93	5402-375	32.13
0.2385	2002-385	22.93	5402-385	32.13
0.2390	2002-390	22.93	5402-390	32.13
0.2395	2002-395	22.93	5402-395	32.13
0.2400	2002-400	22.93	5402-400	32.13
0.2405	2002-405	22.93	5402-405	32.13
0.2410	2002-410	22.93	5402-410	32.13
0.2415	2002-415	22.93	5402-415	32.13
0.2425	2002-425	22.93	5402-425	32.13
0.2430	2002-430	22.93	5402-430	32.13
0.2435	2002-435	22.93	5402-435	32.13
0.2440	2002-440	22.93	5402-440	32.13
0.2445	2002-445	22.93	5402-445	32.13
0.2450	2002-450	22.93	5402-450	32.13
0.2455	2002-455	22.93	5402-455	32.13
0.2465	2002-465	12.89	5402-465	32.13
0.2470	2002-470	22.93	5402-470	32.13
0.2475	2002-475	22.93	5402-475	32.13
0.2485	2002-485	22.93	5402-485	32.13
0.2505	2002-505	27.83	5402-505	40.25
0.2515	2002-515	27.83	5402-515	40.25
0.2520	2002-520	27.82	5402-520	40.25
0.2525	2002-525	13.41	5402-525	40.25
0.2530	2002-530	27.82	5402-530	40.25
0.2535	2002-535	27.82	5402-535	40.25
0.2540	2002-540	27.82	5402-540	40.25
0.2545	–	–	5402-545	40.25
0.2550	2002-550	27.82	5402-550	40.25
0.2560	2002-560	27.82	5402-560	40.25
0.2580	2002-580	27.82	5402-580	40.25
0.2590	2002-590	27.82	5402-590	40.25
0.2595	–	–	5402-595	40.25
0.2600	2002-600	27.82	5402-600	40.25
0.2620	2002-620	27.82	5402-620	40.25
0.2630	2002-630	27.82	5402-630	40.25
0.2640	2002-640	27.82	5402-640	40.25
0.2650	2002-650	27.82	5402-650	40.25
0.2655	2002-655	27.82	5402-655	40.25
0.2657	2002-657†	13.46	–	–
0.2665	2002-665	27.82	5402-665	40.25
0.2670	2002-670	27.82	5402-670	40.25
0.2675	2002-675	13.46	5402-675	40.25
0.2677	2002-677†	27.82	–	–
0.2680	2002-680	27.82	5402-680	40.25
0.2690	2002-690	27.82	5402-690	40.25
0.2700	2002-700	27.82	5402-700	40.25
0.2705	2002-705	27.82	5402-705	40.25
0.2710	2002-710	27.82	5402-710	40.25
0.2725	2002-725	27.82	5402-725	40.25
0.2730	2002-730	27.82	5402-730	40.25
0.2735	2002-735	27.82	5402-735	40.25
0.2740	2002-740	27.82	5402-740	40.25
0.2745	2002-745	27.82	5402-745	40.25
0.2750	2002-750	27.82	5402-750	40.25
0.2760	2002-760	27.82	5402-760	29.52
0.2765	2002-765	27.82	5402-765	40.25
0.2775	2002-775	13.46	5402-775	40.25
0.2780	2002-780	27.82	5402-780	40.25
0.2785	2002-785	27.82	5402-785	40.25
0.2790	2002-790	24.84	5402-790	40.25

† Limited Quantities.

SIZE	Pittsburg ALLEGHANY ORDER NO.	2 PRICE EACH	USA ORDER NO.	1 PRICE EACH
0.2795	2002-795	$27.82	5402-795	$40.25
0.2800	2002-800	27.82	5402-800	40.25
0.2805	2002-805	13.46	5402-805	40.25
0.2811	2202-811†	27.82	–	–
0.2815	2002-815	27.82	5402-815	40.25
0.2820	2002-820	27.82	5402-820	40.25
0.2825	2002-825	27.82	5402-825	40.25
0.2830	2002-830	27.82	5402-830	40.25
0.2835	2002-835	27.82	5402-835	40.25
0.2840	2002-840	27.82	5402-840	40.25
0.2845	2002-845	27.82	5402-845	40.25
0.2850	2002-850	27.82	5402-850	40.25
0.2855	2002-855	27.82	5402-855	40.25
0.2860	2002-860	27.82	5402-860	40.25
0.2865	2002-865	27.82	5402-865	40.25
0.2870	2002-870	27.82	5402-870	40.25
0.2874	2002-874†	13.46	–	–
0.2875	2002-875	13.46	5402-875	40.25
0.2880	2002-880	27.82	5402-880	40.25
0.2885	2002-885	27.82	5402-885	40.25
0.2890	2002-890	27.82	5402-890	40.25
0.2895	2002-895	13.46	5402-895	40.25
0.2905	2002-905	13.46	5402-905	40.25
0.2910	2002-910	27.82	5402-910	40.25
0.2915	2002-915	27.82	5402-915	40.25
0.2920	2002-920	27.82	5402-920	40.25
0.2925	2002-925	27.82	5402-925	40.25
0.2930	2002-930	27.82	5402-930	40.25
0.2935	2002-935	13.46	5402-935	40.25
0.2940	2002-940	27.82	5402-940	40.25
0.2945	2002-945	27.82	5402-945	40.25
0.2946	–	–	5402-946†	29.52
0.2955	2002-955	13.46	5402-955	40.25
0.2960	2002-960	27.82	5402-960	40.25
0.2965	2002-965	27.82	5402-965	40.25
0.2970	2002-970	27.82	5402-970	40.25
0.2975	2002-975	13.46	5402-975	40.25
0.2980	2002-980	27.82	5402-980	40.25
0.2985	2002-985	27.82	5402-985	40.25
0.2990	2002-990	27.82	5402-990	40.25
0.2992	2002-992†	27.82	–	–
0.2995	2002-995	27.82	5402-995	40.25
0.3000	2003-000	27.82	5403-000	40.25
0.3005	2003-005	13.46	5403-005	40.25
0.3010	2003-010	27.82	5403-010	40.25
0.3015	2003-015	13.46	5403-015	40.25
0.3025	2003-025	27.82	5403-025	40.25
0.3030	2003-030	27.82	5403-030	40.25
0.3031	2003-031†	27.82	–	–
0.3035	2003-035	13.46	5403-035	40.25
0.3040	2003-040	27.82	5403-040	40.25
0.3045	2003-045	13.46	5403-045	40.25
0.3050	2003-050	27.82	5403-050	40.25
0.3051	2003-051†	27.82	–	–
0.3055	2003-055	27.82	5403-055	40.25
0.3060	2003-060	27.82	5403-060	40.25
0.3065	2003-065	13.46	5403-065	40.25
0.3070	2003-070	27.82	5403-070	40.25
0.3071	2003-071†	27.82	–	–
0.3075	2003-075	27.82	5403-075	40.25
0.3076	–	–	5403-076†	29.52
0.3080	2003-080	27.82	5403-080	40.25
0.3085	2003-085	13.46	5403-085	40.25
0.3090	2003-090	27.82	5403-090	40.25
0.3095	2003-095	13.46	5403-095	40.25
0.3100	2003-100	27.82	5403-100	40.25
0.3110	2003-110	27.82	5403-110	40.25
0.3130	2003-130	28.18	5403-130	47.25
0.3140	2003-140	28.18	5403-140	47.25
0.3145	2003-145	28.18	5403-145	47.25
0.3155	2003-155	28.18	5403-155	47.25

SIZE	Pittsburg ALLEGHANY ORDER NO.	2 PRICE EACH	USA ORDER NO.	1 PRICE EACH
0.3165	2003-165	$28.18	5403-165	$47.25
0.3170	2003-170	28.18	5403-170	47.25
0.3175	2003-175	13.46	5403-175	47.25
0.3180	2003-180	28.18	5403-180	47.25
0.3185	2003-185	13.46	5403-185	47.25
0.3190	2003-190	28.18	5403-190	47.25
0.3195	2003-195	28.18	5403-195	47.25
0.3200	2003-200	28.18	5403-200	47.25
0.3205	2003-205	28.18	5403-205	47.25
0.3210	2003-210	28.18	5403-210	47.25
0.3215	2003-215	13.46	5403-215	47.25
0.3220	2003-220	28.18	5403-220	47.25
0.3225	2003-225	28.18	5403-225	47.25
0.3240	2003-240	28.18	5403-240	47.25
0.3245	2003-245	13.46	5403-245	47.25
0.3250	2003-250	28.18	5403-250	47.25
0.3255	2003-255	13.46	5403-255	47.25
0.3260	2003-260	28.18	5403-260	47.25
0.3265	2003-265	13.46	5403-265	47.25
0.3270	2003-270	28.18	5403-270	47.25
0.3275	2003-275	28.18	5403-275	47.25
0.3280	2003-280	28.18	5403-280	47.25
0.3285	2003-285	13.46	5403-285	47.25
0.3290	2003-290	28.18	5403-290	47.25
0.3295	2003-295	13.46	5403-295	47.25
0.3300	2003-300	28.18	5403-300	47.25
0.3305	2003-305	13.46	5403-305	47.25
0.3310	2003-310	28.18	5403-310	47.25
0.3315	2003-315	28.18	5403-315	47.25
0.3325	–	–	5403-325	47.25
0.3330	2003-330	28.18	5403-330	47.25
0.3335	2003-335	13.46	5403-335	47.25
0.3340	2003-340	28.18	5403-340	47.25
0.3345	2003-345	13.46	5403-345	47.25
0.3350	2003-350	28.18	5403-350	47.25
0.3355	2003-355	28.18	5403-355	47.25
0.3360	2003-360	28.18	5403-360	47.25
0.3365	2003-365	13.46	5403-365	47.25
0.3370	2003-370	28.18	5403-370	47.25
0.3375	2003-375	28.18	5403-375	47.25
0.3380	2003-380	29.33	5403-380	47.25
0.3385	2003-385	13.46	5403-385	47.25
0.3395	2003-395	13.46	5403-395	47.25
0.3400	2003-400	29.33	5403-400	47.25
0.3410	2003-410	29.33	5403-410	47.25
0.3415	2003-415	13.46	5403-415	47.25
0.3420	2003-420	29.33	5403-420	47.25
0.3425	2003-425	29.33	5403-425	47.25
0.3430	2003-430	29.33	5403-430	47.25
0.3435	2003-435	13.46	5403-435	47.25
0.3440	2003-440	29.33	5403-440	47.25
0.3445	2003-445	29.33	5403-445	47.25
0.3450	2003-450	29.33	5403-450	47.25
0.3455	2003-455	29.33	5403-455	47.25
0.3460	2003-460	29.33	5403-460	47.25
0.3465	2003-465	16.62	5403-465	47.25
0.3470	2003-470	29.33	5403-470	47.25
0.3475	2003-475	29.33	5403-475	47.25
0.3476	–	–	5403-476	34.65
0.3485	2003-485	29.33	5403-485	47.25
0.3490	2003-490	29.33	5403-490	47.25
0.3495	2003-495	29.33	5403-495	47.25
0.3497	2003-497†	29.33	–	–
0.3500	2003-500	29.33	5403-500	47.25
0.3505	2003-505	29.33	5403-505	47.25
0.3510	2003-510	29.33	5403-510	47.25
0.3515	2003-515	16.62	5403-515	47.25
0.3520	2003-520	29.33	5403-520	47.25
0.3525	2003-525	16.62	5403-525	47.25
0.3529	–	–	5403-529†	34.65
0.3530	2003-530	29.33	5403-530	47.25

Special Decimal Chucking Reamers

WARNING: This product contains Cobalt and/or Nickel and/or Lead a chemical known to the state of California to cause cancer or birth defects or other reproductive harm. For more information: www.prop65.ca.gov. **WARNING:** Cutting tools may shatter. Always wear approved safety glasses and mask when regrinding.

Straight Flute - Straight Shank
R.H. Cut - High Speed Steel

The following Standard sizes are NOT included in this Special Decimal Chart:

Standard Dowel Sizes Standard Over & Under Sizes Standard Metric Sizes 1.00mm - 25.00mm by 0.5mm **Find these sizes in the Standard Reamer pricing charts.**



SIZE	Pittsburg® ALLEGHANY ORDER NO.	PRICE EACH [2]	USA ORDER NO.	PRICE EACH [1]
0.3535	2003-535	$16.62	5403-535	$47.25
0.3540	2003-540	29.33	5403-540	47.25
0.3545	2003-545	16.62	5403-545	47.25
0.3546	–	–	5403-546†	34.65
0.3550	2003-550	29.33	5403-550	47.25
0.3555	2003-555	16.62	5403-555	47.25
0.3560	2003-560	29.33	5403-560	47.25
0.3565	2003-565	29.33	5403-565	47.25
0.3570	2003-570	29.33	5403-570	47.25
0.3575	2003-575	16.62	5403-575	47.25
0.3583	2003-583†	29.33	–	–
0.3585	2003-585	29.33	5403-585	47.25
0.3590	2003-590	29.33	5403-590	47.25
0.3595	2003-595	16.62	5403-595	47.25
0.3600	2003-600	29.33	5403-600	34.65
0.3610	2003-610	29.33	5403-610	47.25
0.3615	2003-615	29.33	5403-615	47.25
0.3620	2003-620	29.33	5403-620	47.25
0.3625	2003-625	29.33	5403-625	47.25
0.3630	2003-630	29.33	5403-630	47.25
0.3635	2003-635	15.94	5403-635	47.25
0.3640	2003-640	29.33	5403-640	47.25
0.3650	2003-650	29.33	5403-650	47.25
0.3655	2003-655	15.94	5403-655	47.25
0.3660	2003-660	29.33	5403-660	47.25
0.3665	2003-665	15.94	5403-665	47.25
0.3670	2003-670	29.33	5403-670	47.25
0.3675	2003-675	29.33	5403-675	47.25
0.3685	2003-685	29.33	5403-685	47.25
0.3690	2003-690	29.33	5403-690	47.25
0.3695	2003-695	26.19	5403-695	47.25
0.3700	2003-700	30.80	5403-700	47.25
0.3701	2003-701†	29.33	–	–
0.3705	2003-705	30.80	5403-705	47.25
0.3710	2003-710	30.80	5403-710	47.25
0.3715	2003-715	30.80	5403-715	47.25
0.3720	2003-720	29.33	5403-720	47.25
0.3725	2003-725	29.33	5403-725	47.25
0.3735	2003-735	29.33	5403-735	47.25
0.3755	2003-755	30.80	5403-755	47.25
0.3765	2003-765	16.46	5403-765	47.25
0.3775	2003-775	30.80	5403-775	47.25
0.3780	2003-780	30.80	5403-780	47.25
0.3785	2003-785	30.80	5403-785	47.25
0.3790	2003-790	30.80	5403-790	47.25
0.3795	2003-795	30.80	5403-795	47.25
0.3800	2003-800	30.80	5403-800	47.25
0.3805	2003-805	30.80	5403-805	47.25
0.3810	2003-810	30.80	5403-810	47.25
0.3815	2003-815	30.80	5403-815	47.25
0.3819	2003-819†	30.80	–	–
0.3820	2003-820	30.80	5403-820	47.25
0.3825	2003-825	30.80	5403-825	47.25
0.3830	2003-830	30.80	5403-830	47.25
0.3835	2003-835	30.80	5403-835	47.25
0.3839	2003-839†	30.80	–	–
0.3840	2003-840	30.80	5403-840	47.25
0.3845	2003-845	30.80	5403-845	47.25
0.3850	2003-850	30.80	5403-850	47.25
0.3855	2003-855	30.80	5403-855	47.25
0.3865	2003-865	16.74	5403-865	47.25
0.3870	2003-870	30.80	5403-870	47.25
0.3875	2003-875	16.74	5403-875	47.25
0.3880	2003-880	30.80	5403-880	47.25
0.3885	2003-885	30.80	5403-885	47.25
0.3890	2003-890	30.80	5403-890	47.25
0.3895	2003-895	16.74	5403-895	47.25
0.3900	2003-900	30.80	5403-900	47.25

† Limited Quantities

SIZE	Pittsburg® ALLEGHANY ORDER NO.	PRICE EACH [2]	USA ORDER NO.	PRICE EACH [1]
0.3905	2003-905	$30.80	5403-905	$47.25
0.3910	2003-910	31.81	5403-910	48.38
0.3915	2003-915	16.74	5403-915	48.38
0.3920	2003-920	31.81	5403-920	48.38
0.3925	2003-925	31.81	5403-925	48.38
0.3930	2003-930	31.81	5403-930	48.38
0.3935	2003-935	16.74	5403-935	48.38
0.3940	2003-940	31.81	5403-940	48.38
0.3945	2003-945	31.81	5403-945	48.38
0.3950	2003-950	31.81	5403-950	48.38
0.3955	2003-955	31.81	5403-955	48.38
0.3960	2003-960	31.81	5403-960	48.38
0.3965	2003-965	31.81	5403-965	48.38
0.3975	2003-975	31.81	5403-975	48.38
0.3980	2003-980	31.81	5403-980	48.38
0.3985	2003-985	16.74	5403-985	48.38
0.3990	2003-990	31.81	5403-990	48.38
0.3995	2003-995	16.74	5403-995	48.38
0.4000	2004-000	31.81	5404-000	48.38
0.4005	2004-005	31.81	5404-005	48.38
0.4010	2004-010	31.81	5404-010	48.38
0.4015	2004-015	31.81	5404-015	48.38
0.4020	2004-020	31.81	5404-020	48.38
0.4025	2004-025	31.81	5404-025	48.38
0.4030	2004-030	31.81	5404-030	48.38
0.4033	–	–	5404-033†	35.48
0.4035	2004-035	16.74	5404-035	48.38
0.4045	2004-045	16.74	5404-045	48.38
0.4050	2004-050	31.81	5404-050	48.38
0.4052	2004-052†	31.81	–	–
0.4055	2004-055	16.74	5404-055	48.38
0.4060	2004-060	31.81	5404-060	48.38
0.4065	2004-065	16.74	5404-065	48.38
0.4070	2004-070	31.81	5404-070	48.38
0.4075	2004-075	31.81	5404-075	48.38
0.4080	2004-080	31.81	5404-080	48.38
0.4085	2004-085	31.81	5404-085	48.38
0.4086	–	–	5404-086†	35.48
0.4090	2004-090	31.81	5404-090	48.38
0.4095	2004-095	31.81	5404-095	48.38
0.4100	2004-100	31.81	5404-100	48.38
0.4105	2004-105	31.81	5404-105	48.38
0.4110	2004-110	31.81	5404-110	48.38
0.4115	2004-115	31.81	5404-115	48.38
0.4120	2004-120	31.81	5404-120	48.38
0.4125	2004-125	16.74	5404-125	48.38
0.4135	2004-135	31.81	5404-135	48.38
0.4140	2004-140	31.81	5404-140	48.38
0.4145	2004-145	16.74	5404-145	48.38
0.4150	2004-150	31.81	5404-150	48.38
0.4155	2004-155	16.74	5404-155	48.38
0.4160	2004-160	31.81	5404-160	48.38
0.4165	2004-165	16.74	5404-165	48.38
0.4170	2004-170	31.81	5404-170	48.38
0.4175	2004-175	16.74	5404-175	48.38
0.4180	2004-180	31.81	5404-180	48.38
0.4185	2004-185	16.74	5404-185	48.38
0.4190	2004-190	31.81	5404-190	48.38
0.4195	2004-195	16.74	5404-195	48.38
0.4200	2004-200	31.81	5404-200	48.38
0.4205	2004-205	16.74	5404-205	48.38
0.4210	2004-210	31.81	5404-210	48.38
0.4215	2004-215	31.81	5404-215	48.38
0.4220	2004-220	31.81	5404-220	48.38
0.4225	2004-225	31.81	5404-225	48.38
0.4230	2004-230	31.81	5404-230	48.38
0.4235	2004-235	31.81	5404-235	48.38
0.4240	2004-240	31.81	5404-240	48.38

SIZE	Pittsburg® ALLEGHANY ORDER NO.	PRICE EACH [2]	USA ORDER NO.	PRICE EACH [1]
0.4245	2004-245	$16.74	5404-245	$48.38
0.4250	2004-250	31.81	5404-250	48.38
0.4255	2004-255	31.81	5404-255	48.38
0.4260	2004-260	31.81	5404-260	48.38
0.4265	2004-265	16.74	5404-265	48.38
0.4270	2004-270	31.81	5404-270	48.38
0.4275	2004-275	16.74	5404-275	48.38
0.4280	2004-280	31.81	5404-280	48.38
0.4285	2004-285	31.81	5404-285	48.38
0.4290	2004-290	31.81	5404-290	48.38
0.4295	2004-295	31.81	5404-295	48.38
0.4300	2004-300	31.81	5404-300	48.38
0.4305	2004-305	31.81	5404-305	48.38
0.4310	2004-310	31.81	5404-310	48.38
0.4315	2004-315	31.81	5404-315	48.38
0.4320	2004-320	31.81	5404-320	48.38
0.4325	2004-325	31.81	5404-325	48.38
0.4330	2004-330	31.81	5404-330	48.38
0.4335	2004-335	31.81	5404-335	48.38
0.4336	–	–	5404-336†	61.25
0.4340	2004-340	31.81	5404-340	48.38
0.4345	2004-345	31.81	5404-345	48.38
0.4350	2004-350	31.81	5404-350	48.38
0.4360	2004-360	31.81	5404-360	48.38
0.4380	2004-380	33.12	5404-380	51.25
0.4390	2004-390	33.12	5404-390	51.25
0.4395	2004-395	16.74	5404-395	51.25
0.4400	2004-400	33.12	5404-400	51.25
0.4405	2004-405	16.74	5404-405	51.25
0.4410	2004-410	33.12	5404-410	51.25
0.4415	2004-415	33.12	5404-415	51.25
0.4420	2004-420	33.12	5404-420	51.25
0.4425	2004-425	16.74	5404-425	51.25
0.4430	2004-430	33.12	5404-430	51.25
0.4435	2004-435	33.12	5404-435	51.25
0.4440	2004-440	33.12	5404-440	51.25
0.4445	2004-445	33.12	5404-445	51.25
0.4450	2004-450	33.12	5404-450	51.25
0.4455	2004-455	33.12	5404-455	51.25
0.4460	2004-460	33.12	5404-460	51.25
0.4465	2004-465	33.12	5404-465	51.25
0.4470	2004-470	33.12	5404-470	51.25
0.4475	2004-475	33.12	5404-475	51.25
0.4480	2004-480	33.12	5404-480	51.25
0.4485	2004-485	16.74	5404-485	51.25
0.4490	2004-490	33.12	5404-490	51.25
0.4495	2004-495	33.12	5404-495	51.25
0.4500	2004-500	33.12	5404-500	51.25
0.4505	2004-505	33.12	5404-505	51.25
0.4510	2004-510	33.12	5404-510	51.25
0.4515	2004-515	33.12	5404-515	51.25
0.4520	2004-520	33.12	5404-520	51.25
0.4525	2004-525	33.12	5404-525	51.25
0.4530	2004-530	33.12	5404-530	51.25
0.4535	2004-535	16.74	5404-535	51.25
0.4535	–	–	5404-536†	37.58
0.4540	2004-540	33.12	5404-540	51.25
0.4545	2004-545	33.12	5404-545	51.25
0.4550	2004-550	33.12	5404-550	51.25
0.4555	2004-555	16.74	5404-555	51.25
0.4560	2004-560	33.12	5404-560	51.25
0.4565	2004-565	33.12	5404-565	51.25
0.4570	2004-570	33.12	5404-570	51.25
0.4575	2004-575	16.74	5404-575	51.25
0.4580	2004-580	33.12	5404-580	51.25
0.4585	2004-585	33.12	5404-585	51.25
0.4590	2004-590	33.12	5404-590	51.25

Special Decimal Chucking Reamers

Straight Flute - Straight Shank - R.H. Cut - High Speed Steel

WARNING: This product contains Cobalt and/or Nickel and/or Lead a chemical known to the state of California to cause cancer or birth defects or other reproductive harm. For more information: www.prop65.ca.gov. WARNING: Cutting tools may shatter. Always wear approved safety glasses and mask when regrinding.



SIZE	Pittsburg® ALLEGHANY ORDER NO.	PRICE EACH [2]	USA ORDER NO.	PRICE EACH [1]
0.4595	2004-595	$33.12	5404-595	$51.25
0.4600	2004-600	33.12	5404-600	51.25
0.4605	2004-605	33.12	5404-605	51.25
0.4610	2004-610	33.12	5404-610	51.25
0.4615	2004-615	16.74	5404-615	51.25
0.4620	2004-620	33.12	5404-620	51.25
0.4625	2004-625	33.12	5404-625	51.25
0.4630	2004-630	33.12	5404-630	51.25
0.4635	2004-635	16.74	5404-635	51.25
0.4640	2004-640	33.12	5404-640	51.25
0.4645	2004-645	16.74	5404-645	51.25
0.4650	2004-650	33.12	5404-650	51.25
0.4655	2004-655	33.12	5404-655	51.25
0.4660	2004-660	33.12	5404-660	51.25
0.4665	2004-665	33.12	5404-665	51.25
0.4670	2004-670	33.12	5404-670	51.25
0.4675	2004-675	33.12	5404-675	37.58
0.4680	2004-680	33.12	5404-680	51.25
0.4685	2004-685	33.12	5404-685	51.25
0.4695	2004-695	33.12	5404-695	51.25
0.4700	2004-700	33.12	5404-700	51.25
0.4705	2004-705	33.12	5404-705	51.25
0.4710	2004-710	33.12	5404-710	51.25
0.4715	2004-715	18.36	5404-715	51.25
0.4720	2004-720	33.12	5404-720	51.25
0.4725	2004-725	33.12	5404-725	51.25
0.4730	2004-730	33.12	5404-730	51.25
0.4735	2004-735	33.12	5404-735	51.25
0.4740	2004-740	33.12	5404-740	51.25
0.4745	2004-745	18.36	5404-745	51.25
0.4750	2004-750	33.12	5404-750	51.25
0.4755	2004-755	18.36	5404-755	51.25
0.4760	2004-760	33.12	5404-760	51.25
0.4765	2004-765	33.12	5404-765	51.25
0.4770	2004-770	33.12	5404-770	51.25
0.4775	2004-775	18.36	5404-775	51.25
0.4780	2004-780	33.12	5404-780	51.25
0.4785	2004-785	18.36	5404-785	51.25
0.4790	2004-790	33.12	5404-790	51.25
0.4795	2004-795	18.36	5404-795	51.25
0.4800	2004-800	33.12	5404-800	51.25
0.4805	2004-805	18.36	5404-805	51.25
0.4810	2004-810	33.12	5404-810	51.25
0.4815	2004-815	33.12	5404-815	51.25
0.4820	2004-820	33.12	5404-820	51.25
0.4825	2004-825	18.36	5404-825	51.25
0.4830	2004-830	33.12	5404-830	51.25
0.4835	2004-835	33.12	5404-835	51.25
0.4840	2004-840	33.12	5404-840	51.25
0.4845	2004-845	33.12	5404-845	51.25
0.4850	2004-850	33.12	5404-850	51.25
0.4855	2004-855	33.12	5404-855	51.25
0.4860	2004-860	33.12	5404-860	51.25
0.4865	2004-865	18.36	5404-865	51.25
0.4870	2004-870	33.12	5404-870	51.25
0.4875	2004-875	33.12	5404-875	51.25
0.4880	2004-880	33.12	5404-880	51.25
0.4885	2004-885	33.12	5404-885	51.25
0.4890	2004-890	33.12	5404-890	51.25
0.4895	2004-895	33.12	5404-895	51.25
0.4900	2004-900	33.12	5404-900	51.25
0.4905	2004-905	33.12	5404-905	51.25
0.4910	2004-910	33.12	5404-910	51.25
0.4915	2004-915	33.12	5404-915	51.25
0.4920	2004-920	33.12	5404-920	51.25
0.4925	2004-925	33.12	5404-925	51.25
0.4930	2004-930	33.12	5404-930	51.25
0.4935	2004-935	18.36	5404-935	51.25
0.4940	2004-940	33.12	5404-940	51.25
0.4945	2004-945	33.12	5404-945	51.25
0.4950	2004-950	33.12	5404-950	51.25
0.4955	2004-955	33.12	5404-955	51.25
0.4960	2004-960	41.99	5404-960	51.25
0.4965	2004-965	41.99	5404-965	51.25
0.4970	2004-970	41.99	5404-970	51.25

SIZE	Pittsburg® ALLEGHANY ORDER NO.	PRICE EACH [2]	USA ORDER NO.	PRICE EACH [1]
0.4975	2004-975	$41.99	5404-975	$51.25
0.4985	2004-985	41.99	5404-985	51.25
0.5005	2005-005	41.99	5405-005	80.00
0.5013	2005-013†	41.99	–	–
0.5015	2005-015	41.99	5405-015	80.00
0.5020	2005-020	41.99	5405-020	80.00
0.5025	2005-025	41.99	5405-025	80.00
0.5030	2005-030	41.99	5405-030	80.00
0.5035	2005-035	41.99	5405-035	80.00
0.5040	2005-040	41.99	5405-040	80.00
0.5045	2005-045	41.99	5405-045	80.00
0.5050	2005-050	41.99	5405-050	80.00
0.5060	2005-060	41.99	5405-060	80.00
0.5070	2005-070	41.99	5405-070	80.00
0.5080	2005-080	41.99	5405-080	80.00
0.5090	2005-090	41.99	5405-090	80.00
0.5100	2005-100	41.99	5405-100	80.00
0.5110	2005-110	41.99	5405-110	80.00
0.5120	2005-120	41.99	5405-120	80.00
0.5130	2005-130	41.99	5405-130	80.00
0.5140	2005-140	41.99	5405-140	80.00
0.5150	2005-150	41.99	5405-150	80.00
0.5160	2005-160	41.99	5405-160	80.00
0.5170	2005-170	41.99	5405-170	80.00
0.5180	2005-180	41.99	–	–
0.5200	2005-200	41.99	5405-200	80.00
0.5210	2005-210	41.99	5405-210	80.00
0.5240	2005-240	24.48	–	–
0.5250	2005-250	41.99	5405-250	80.00
0.5280	2005-280	41.99	–	–
0.5300	2005-300	41.99	5405-300	80.00
0.5310	2005-310	41.99	5405-310	80.00
0.5320	2005-320	41.99	5405-320	80.00
0.5370	2005-370	41.99	5405-370	80.00
0.5410	2005-410	41.99	–	–
0.5420	2005-420	41.99	–	–
0.5450	2005-450	41.99	5405-450	80.00
0.5480	2005-480	41.99	5405-480	80.00
0.5500	2005-500	41.99	5405-500	80.00
0.5510	2005-510	41.99	5405-510	80.00
0.5520	2005-520	41.99	5405-520	80.00
0.5530	2005-530	41.99	5405-530	80.00
0.5540	2005-540	46.65	5405-540	80.00
0.5550	2005-550	46.76	5405-550	80.00
0.5570	2005-570	46.76	5405-570	80.00
0.5590	2005-590	46.76	5405-590	80.00
0.5600	2005-600	46.76	5405-600	80.00
0.5605	2005-605	24.48	5405-605	80.00
0.5610	2005-610	46.76	5405-610	80.00
0.5615	2005-615	46.76	5405-615	30.12
0.5620	2005-620	46.76	5405-620	80.00
0.5630	2005-630	46.76	5405-630	80.00
0.5635	2005-635	46.76	5405-635	80.00
0.5645	2005-645	24.48	5405-645	80.00
0.5655	2005-655	24.48	5405-655	80.00
0.5665	2005-665	24.48	5405-665	80.00
0.5670	2005-670	46.96	5405-670	80.00
0.5680	–	–	5405-680	80.00
0.5690	–	–	5405-690	80.00
0.5830	–	–	5405-830	80.00
0.5840	2005-840	46.96	5405-840	80.00
0.5890	2005-890	46.96	5405-890	80.00
0.5910	2005-910	46.96	5405-910	80.00
0.5920	2005-920	46.96	5405-920	80.00
0.5937	2005-937	24.48	–	–
0.5950	2005-950	46.96	5405-950	80.00
0.5960	2005-960	46.96	5405-960	80.00
0.6120	2006-120	48.01	5406-120	80.00
0.6130	–	–	5406-130	80.00
0.6150	2006-150	48.01	–	–
0.6160	2006-160	48.01	5406-160	80.00

SIZE	Pittsburg® ALLEGHANY ORDER NO.	PRICE EACH [2]	USA ORDER NO.	PRICE EACH [1]
0.6220	2006-220	$48.01	5406-220	$80.00
0.6230	2006-230	48.01	5406-230	80.00
0.6240	2006-240	41.91	5406-240	51.25
0.6245	2006-245	48.01	5406-245	80.00
0.6255	2006-255	48.01	5406-255	80.00
0.6260	2006-260	41.91	5406-260	51.25
0.6270	2006-270	29.21	5406-270	92.50
0.6280	2006-280	31.86	5406-280	92.50
0.6290	2006-290	31.86	5406-290	92.50
0.6300	2006-300	31.86	5406-300	92.50
0.6310	2006-310	31.86	5406-310	92.50
0.6320	2006-320	31.86	5406-320	92.50
0.6325	2006-325	31.86	5406-325	92.50
0.6340	2006-340	48.01	5406-340	92.50
0.6350	2006-350	48.01	5406-350	92.50
0.6600	2006-600	31.86	5406-600	92.50
0.6680	2006-680	31.86	5406-680	92.50
0.6700	2006-700	31.86	–	–
0.6840	2006-840	31.86	–	–
0.6850	2006-850	31.86	5406-850	92.50
0.6860	2006-860	31.86	5406-860	47.25
0.6865	–	–	5406-865	101.25
0.6870	2006-870	31.86	5406-870	101.25
0.6880	2006-880	32.53	5406-880	101.25
0.6885	–	–	5406-885	101.25
0.6900	2006-900	32.53	5406-900	101.25
0.7200	2007-200	32.53	5407-200	103.75
0.7270	2007-270	32.53	–	–
0.7300	2007-300	32.53	–	–
0.7465	2007-465	35.28	–	–
0.7470	2007-470	35.28	5407-470	103.75
0.7490	2007-490	48.51	5407-490	71.88
0.7495	2007-495	84.22	5407-495	103.75
0.7505	2007-505	61.39	5407-505	111.25
0.7510	2007-510	48.51	5407-510	71.88
0.7515	2007-515	39.36	5407-515	111.25
0.7520	2007-520	61.39	5407-520	111.25
0.7530	2007-530	61.39	5407-530	111.25
0.7540	2007-540	61.54	5407-540	111.25
0.7550	2007-550	61.54	5407-550	111.25
0.7560	2007-560	61.54	5407-560	111.25
0.7580	2007-580	61.54	5407-580	111.25
0.7600	2007-600	39.36	5407-600	111.25
0.7840	2007-840	61.54	5407-840	111.25
0.7860	2007-860	39.36	5407-860	111.25
0.8100	2008-100	61.54	5408-100	111.25
0.8110	2008-110	39.36	5408-110	111.25
0.8115	2008-115	35.22	5408-115	73.75
0.8135	–	–	5408-135	73.75
0.8140	2008-140	39.36	5408-140	116.25
0.8150	2008-150	39.36	5408-150	116.25
0.8700	2008-700	39.36	5408-700	121.25
0.8710	2008-710	39.36	5408-710	121.25
0.8720	2008-720	39.36	5408-720	121.25
0.8730	2008-730	80.60	5408-730	121.25
0.8740	2008-740	62.44	5408-740	63.25
0.8760	2008-760	62.44	5408-760	63.25
0.8770	2008-770	47.28	5408-770	127.50
0.9155	2009-155†	47.28	–	–
0.9350	2009-350	80.60	–	–
0.9360	2009-360	80.60	5409-360	132.50
0.9365	–	–	5409-365	112.38
0.9385	2009-385	80.60	5409-385	112.38
0.9390	2009-390	80.60	–	–
0.9660	2009-660	80.60	5409-660	143.75
0.9980	2009-980	89.40	5409-980	145.00
0.9990	2009-990	78.05	5409-990	101.25
1.0010	2010-010	78.05	5409-992	78.61
1.0020	2010-020	89.40	–	–
1.0030	2010-030	59.85	–	–
1.0040	2010-040	59.85	–	–
1.0050	2010-050	59.85	–	–

Page In Transition
Please Continue On Next Page

Chucking Reamers – Extra Long

High Speed Steel

Pittsburg® ALLEGHANY 2

WARNING: This product contains Cobalt and/or Nickel and/or Lead a chemical known to the state of California to cause cancer or birth defects or other reproductive harm. For more information: www.prop65.ca.gov. WARNING: Cutting tools may shatter. Always wear approved safety glasses and mask when regrinding. 1

	FLUTE x OVERALL									
DIAM.	ORDER NO.	STD. x 6	ORDER NO.	STD. x 8	ORDER NO.	STD. x 12	ORDER NO.	8 x 12	ORDER NO.	12 x 16
1/8	1960-080	$20.35	1960-081	$14.00	1960-082	$ 28.75	–	–	–	–
5/32	1960-100	18.00	1960-101	19.70	1960-102	32.00	–	–	–	–
3/16	1960-120	13.70	1960-121	14.95	1960-122	28.75	–	–	–	–
7/32	–	–	1960-141	25.45	1960-142	32.00	–	–	–	–
1/4	–	–	1960-161	21.20	1960-162	28.75	–	–	–	–
9/32	–	–	–	–	1960-182	36.80	–	–	–	–
5/16	–	–	–	–	1960-202	34.30	–	–	–	–
11/32	–	–	–	–	1960-222	41.95	–	–	–	–
3/8	–	–	–	–	1960-242	36.80	–	–	–	–
13/32	–	–	–	–	1960-262	44.10	–	–	–	–
7/16	–	–	–	–	1960-282	42.55	1960-283†	$52.35	–	–
15/32	–	–	–	–	1960-302	50.55	–	–	–	–
1/2	–	–	–	–	1960-322	46.70	–	–	–	–
17/32	–	–	–	–	1960-342	55.60	–	–	–	–
9/16	–	–	–	–	1960-362	54.40	1960-363†	66.90	1960-364†	$89.20
19/32	–	–	–	–	1960-382	63.40	1960-383†	84.90	–	–
5/8	–	–	–	–	1960-402	63.40	–	–	–	–
21/32	–	–	–	–	1960-422	72.60	1960-423†	97.40	–	–
11/16	–	–	–	–	1960-442	72.00	1960-443†	97.40	1960-444†	129.80
23/32	–	–	–	–	1960-462	83.55	1960-463†	106.20	–	–
3/4	–	–	–	–	1960-482	144.30	–	–	–	–
13/16	–	–	–	–	1960-522	168.55	–	–	–	–
7/8	–	–	–	–	1960-562	186.55	–	–	–	–
15/16	–	–	–	–	1960-602	203.80	–	–	1960-604†	265.95
1	–	–	–	–	1960-642	218.40	–	–	–	–

† Limited Quantities

Chucking Reamers - Expansion, Straight Flute

High Speed Steel, Straight & Taper Shank

Straight Shank

DIAM.	DECM'L EQUIV	FLUTE LG'TH	OVER. LG'TH	TAPER SHANK NO.	STRAIGHT SHANK ORDER NO.	STRAIGHT SHANK PRICE EACH	TAPER SHANK ORDER NO.	TAPER SHANK PRICE EACH
3/8	0.3750	3/4	7	1	2030-024	$63.32	2040-241	$69.98
13/32	0.4062	3/4	7	1	2030-026	64.20	2040-261	72.85
7/16	0.4375	7/8	7	1	2030-028	65.82	2040-281	75.68
15/32	0.4688	7/8	7	1	2030-030	68.23	2040-301	78.54
1/2	0.5000	1	8	1	2030-032	70.70	2040-321	81.31
17/32	0.5312	1	8	1	2030-034	73.15	2040-341	84.11
9/16	0.5625	1-1/8	8	1	2030-036	75.64	2040-361	86.99
19/32	0.5938	1-1/8	8	1	2030-038	78.08	2040-381	89.81
5/8	0.6250	1-1/4	9	2	2030-040	80.52	2040-402	92.68
21/32	0.6562	1-1/4	9	2	2030-042	82.81	2040-422	95.04
11/16	0.6875	1-1/4	9	2	2030-044	85.13	2040-442	97.90
23/32	0.7188	1-1/4	9	2	2030-046	87.43	2040-462	97.97
3/4	0.7500	1-3/8	9-1/2	2	2030-048	89.74	2040-482	103.25
25/32	0.7812	1-3/8	9-1/2	2	2030-050	93.06	2040-502	107.03
13/16	0.8125	1-3/8	9-1/2	2	2030-052	96.25	2040-522	110.70
27/32	0.8438	1-3/8	9-1/2	2	2030-054	99.58	2040-542	114.53
7/8	0.8750	1-1/2	10	2	2030-056	102.80	2040-562	118.22
29/32	0.9062	1-1/2	10	2	2030-058	106.16	2040-582	122.12
15/16	0.9375	1-1/2	10	3	2030-060	109.43	2040-603	125.90
31/32	0.9688	1-1/2	10	3	2030-062	110.92	2040-623	129.28
1	1.0000	1-5/8	10-1/2	3	2030-064	112.58	2040-643	129.28
1-1/32	1.0312	1-5/8	10-1/2	3	2030-066†	125.74	2040-663†	144.54
1-1/16	1.0625	1-5/8	10-1/2	3	2030-068	125.74	2040-683	144.62
1-3/32	1.0938	1-5/8	10-1/2	3	2030-070†	133.85	2040-703†	157.61



Taper Shank

DIAM.	DECM'L EQUIV	FLUTE LG'TH	OVER. LG'TH	TAPER SHANK NO.	STRAIGHT SHANK ORDER NO.	STRAIGHT SHANK PRICE EACH	TAPER SHANK ORDER NO.	TAPER SHANK PRICE EACH
1-1/8	1.1250	1-3/4	11	3	2030-072	$139.13	2040-723	$159.97
1-5/32	1.1562	1-3/4	11	3	2030-074†	152.22	2040-743†	175.03
1-3/16	1.1875	1-3/4	11	3	2030-076	152.22	2040-763	175.06
1-7/32	1.2188	1-3/4	11	3	2030-078†	170.28	2040-783†	194.04
1-1/4	1.2500	1-7/8	11-1/2	4	2030-080	165.48	2040-804	190.34
1-5/16	1.3125	1-7/8	11-1/2	4	2030-084	172.18	2040-844	198.01
1-3/8	1.3750	2	12	4	2030-088	178.20	2040-884	205.69
1-7/16	1.4375	2	12	4	2030-092	185.36	2040-924	213.25
1-1/2	1.5000	2-1/8	12-1/2	4	2030-096	192.05	2040-964	220.92
1-9/16	1.5625	2-1/8	12-1/2	4	2030-100	208.06	2041-004	221.57
1-5/8	1.6250	2-1/4	13	4	2030-104	216.22	2041-044	223.98
1-11/16	1.6875	2-1/4	13	4	2030-108	227.30	2041-084	243.94
1-3/4	1.7500	2-3/8	13-1/2	5	2030-112	236.81	2041-125	256.21
1-13/16	1.8125	2-3/8	13-1/2	5	2030-116	245.92	2041-165	272.76
1-7/8	1.8750	2-1/2	14	5	2030-120	259.38	2041-205	283.93
1-15/16	1.9375	2-1/2	14	5	2030-124	285.91	2041-245	321.55
2	2.0000	2-1/2	14	5	2030-128	292.25	2041-285	338.18

Our Drill Selection Is Unbeatable!
More Sizes – More Types

† Limited Quantities

Chucking Reamers – Taper Shank

Straight Flute & RHS-RHC, High Speed Steel

WARNING: This product contains Cobalt and/or Nickel and/or Lead a chemical known to the state of California to cause cancer or birth defects or other reproductive harm. For more information: www.prop65.ca.gov. **WARNING:** Cutting tools may shatter. Always wear approved safety glasses and mask when regrinding.

Straight Flute

DIAM.	DECM'L EQUIV	FLUTE LG'TH	OVER. LG'TH	SHANK NO.	STR. FLUTE ORDER NO. [2]	STR. FLUTE PRICE EACH	RHS-RHC ORDER NO. [2]	RHS-RHC PRICE EACH
9/64	.1406	1	4	1	1980-091†	$9.06	–	–
11/64	.1719	1-1/8	4-1/2	1	1980-111†	10.42	1990-111†	$8.84
7/32	.2188	1-1/4	5	1	1980-141†	9.06	–	–
15/64	.2344	1-1/2	6	1	1980-151†	10.42	1990-151†	12.06
1/4	.2500	1-1/2	6	1	1980-161	20.66	1990-161	25.25
17/64	.2656	1-1/2	6	1	–	–	1990-171†	27.19
9/32	.2812	1-1/2	6	1	1980-181	25.25	1990-181	27.19
19/64	.2969	1-1/2	6	1	1980-191†	10.82	–	–
5/16	.3125	1-1/2	6	1	1980-201	25.25	1990-201	27.19
11/32	.3438	1-1/2	6	1	1980-221	25.58	1990-221	27.19
23/64	.3594	1-3/4	7	1	1980-231†	28.35	1990-231†	12.06
3/8	.3750	1-3/4	7	1	1980-241	26.07	1990-241	27.85
25/64	.3906	1-3/4	7	1	–	–	1990-251†	13.43
13/32	.4062	1-3/4	7	1	1980-261	26.63	1990-261	28.64
7/16	.4375	1-3/4	7	1	1980-281	26.63	1990-281	28.64
15/32	.4688	1-3/4	7	1	1980-301	29.70	1990-301	33.00
31/64	.4844	2	8	1	1980-311†	33.00	1990-311†	14.12
1/2	.5000	2	8	1	1980-321	27.72	1990-321	28.64
17/32	.5312	2	8	1	1980-341	32.67	1990-341	33.89
35/64	.5469	2-1/2	9-1/2	2	1980-352†	35.64	–	–
9/16	.5625	2	8	1	1980-361	32.67	1990-361	33.89
19/32	.5938	2	8	1	1980-381	35.31	1990-381	38.50
39/64	.6094	2-1/4	9	2	–	–	1990-392†	17.65
5/8	.6250	2-1/4	9	2	1980-402	34.16	1990-402	35.97
21/32	.6562	2-1/4	9	2	1980-422	37.62	1990-422	39.60
11/16	.6875	2-1/4	9	2	1980-442	37.62	1990-442	39.60
23/32	.7188	2-1/4	9	2	1980-462	42.87	1990-462	44.22

Right Hand Spiral

DIAM.	DECM'L EQUIV	FLUTE LG'TH	OVER. LG'TH	SHANK NO.	STR. FLUTE ORDER NO. [2]	STR. FLUTE PRICE EACH	RHS-RHC ORDER NO. [2]	RHS-RHC PRICE EACH
3/4	.7500	2-1/2	9-1/2	2	1980-482	$39.93	1990-482	$44.22
25/32	.7812	2-1/2	9-1/2	2	1980-502	46.76	1990-502	21.63
13/16	.8125	2-1/2	9-1/2	2	1980-522	46.76	1990-522	50.92
27/32	.8438	2-1/2	9-1/2	2	1980-542	55.44	1990-542	58.37
55/64	.8594	2-5/8	10	2	1980-552†	25.67	1990-552†	28.52
7/8	.8750	2-5/8	10	2	1980-562	52.47	1990-562	58.37
29/32	.9062	2-5/8	10	2	1980-582	60.39	1990-582	27.13
59/64	.9219	2-5/8	10	3	1980-593†	28.35	–	–
15/16	.9375	2-5/8	10	3	1980-603	58.05	1990-603	63.82
31/32	.9688	2-5/8	10	3	1980-623	65.34	1990-623	70.95
63/64	.9844	2-3/4	10-1/2	3	–	–	1990-633†	34.67
1	1.0000	2-3/4	10-1/2	3	1980-643	64.02	1990-643	70.95
1-1/16	1.0625	2-3/4	10-1/2	3	1980-683	71.94	1990-683	78.54
1-5/64	1.0781	2-7/8	11	3	1980-693†	38.03	–	–
1-7/64	1.1094	2-7/8	11	3	1980-713†	38.03	–	–
1-1/8	1.1250	2-7/8	11	3	1980-723	77.88	1990-723	86.92
1-3/16	1.1875	2-7/8	11	3	1980-763	87.29	1990-763	94.58
1-15/64	1.2344	3	11-1/2	4	–	–	1990-794†	50.77
1-1/4	1.2500	3	11-1/2	4	1980-804	94.51	1990-804	103.95
1-5/16	1.3125	3	11-1/2	4	1980-844	105.77	1990-844	113.85
1-23/64	1.3594	3-1/4	12	4	–	–	1990-874†	60.17
1-3/8	1.3750	3-1/4	12	4	1980-884	114.18	1990-884	123.09
1-7/16	1.4375	3-1/4	12	4	1980-924	122.76	1990-924	134.31
1-1/2	1.5000	3-1/2	12-1/2	4	1980-964	132.00	1990-964	142.23

Need a Decimal Size?
We Deliver Fast!

Solid Carbide Chucking Reamers

Straight Shank – Straight Flute

WARNING: This product contains Cobalt and/or Nickel and/or Lead a chemical known to the state of California to cause cancer or birth defects or other reproductive harm. For more information: www.prop65.ca.gov. WARNING: Cutting tools may shatter. Always wear approved safety glasses and mask when regrinding.

Look for ALLEGIANCE® AMERICANMADE

2



Fractional Sizes

FRAC. SIZES	DECM'L EQUIV.	FLUTE LG'TH	OVER. LG'TH	ORDER NO.	PRICE EACH
1/32	.0312	3/8	1-1/2	2967-002	$28.19
3/64	.0469	3/8	1-1/2	2967-003	29.88
1/16	.0625	3/8	1-1/2	2967-004	28.19
5/64	.0781	1-1/2	1-3/4	2967-005	30.89
3/32	.0937	1/2	2	2967-006	21.94
7/64	.1094	5/8	2-1/4	2967-007	34.09
1/8	.1250	5/8	2-1/4	2967-008	32.46
9/64	.1406	3/4	2-1/2	2967-009	36.85
5/32	.1562	3/4	2-1/2	2967-010	38.14
11/64	.1719	7/8	2-3/4	2967-011	44.84
3/16	.1875	7/8	2-3/4	2967-012	45.23
13/64	.2031	1	3	2967-013	54.29
7/32	.2187	1	3	2967-014	49.56
15/64	.2344	1	3	2967-015	63.63
1/4	.2500	1	3	2967-016	59.01
17/64	.2656	1-1/8	3-1/4	2967-017	71.44
9/32	.2812	1-1/8	3-1/4	2967-018	70.83
19/64	.2969	1-1/8	3-1/4	2967-019	83.81
5/16	.3125	1-1/8	3-1/4	2967-020	79.76
21/64	.3281	1-1/4	3-1/2	2967-021	106.26
11/32	.3437	1-1/4	3-1/2	2967-022	106.26
23/64	.3594	1-1/4	3-1/2	2967-023	107.66
3/8	.3750	1-1/4	3-1/2	2967-024	100.41
13/32	.4062	1-1/2	4	2967-026	111.04
7/16	.4375	1-1/2	4	2967-028	111.38
15/32	.4687	1-1/2	4	2967-030	151.88
1/2	.5000	1-1/2	4	2967-032	159.75

Tolerance +.0001/+.0003

Letter Sizes

DIA.	DECM'L EQUIV.	FLUTE LG'TH	OVER. LG'TH	ORDER NO.	PRICE EACH
A	.2340	1	3	2967-201	$108.17
B	.2380	1	3	2967-202	110.35
C	.2420	1	3	2967-203	110.35
D	.2460	1	3	2967-204	110.35
E	.2500	1	3	2967-205	100.32
F	.2570	1	3	2967-206	121.45
G	.2610	1	3	2967-207	121.45
H	.2660	1	3	2967-208	121.45
I	.2720	1	3	2967-209	121.45
J	.2770	1-1/8	3-1/4	2967-210	121.45
K	.2810	1-1/8	3-1/4	2967-211	131.58
L	.2900	1-1/8	3-1/4	2967-212	142.39
M	.2950	1-1/8	3-1/4	2967-213	142.39
N	.3020	1-1/8	3-1/4	2967-214	148.51
O	.3160	1-1/8	3-1/4	2967-215	155.87
P	.3230	1-1/8	3-1/4	2967-216	157.90
Q	.3320	1-1/4	3-1/2	2967-217	180.64
R	.3390	1-1/4	3-1/2	2967-218	180.64
S	.3480	1-1/4	3-1/2	2967-219	181.41
T	.3580	1-1/4	3-1/2	2967-220	182.17
U	.3680	1-1/4	3-1/2	2967-221	185.44
V	.3770	1-1/4	3-1/2	2967-222	191.06
W	.3860	1-1/4	3-1/2	2967-223	209.53
X	.3970	1-1/4	3-1/2	2967-224	212.67
Y	.4040	1-1/4	3-1/2	2967-225	217.36
Z	.4130	1-1/2	4	2967-226	225.68

Wire Gage Sizes

DIA.	DECM'L EQUIV.	FLUTE LG'TH	OVER. LG'TH	ORDER NO.	PRICE EACH
1	.2280	1	3	2967-101	$63.63
2	.2210	1	3	2967-102	60.59
3	.2130	1	3	2967-103	54.29
4	.2090	1	3	2967-104	57.10
5	.2055	1	3	2967-105	54.29
6	.2040	1	3	2967-106	54.29
7	.2010	1	3	2967-107	54.29
8	.1990	1	3	2967-108	52.60
9	.1960	1	3	2967-109	52.38
10	.1935	7/8	2-3/4	2967-110	50.58
11	.1910	7/8	2-3/4	2967-111	50.24
12	.1890	7/8	2-3/4	2967-112	49.68
13	.1850	7/8	2-3/4	2967-113	47.09
14	.1820	7/8	2-3/4	2967-114	46.80
15	.1800	7/8	2-3/4	2967-115	46.13
16	.1770	7/8	2-3/4	2967-116	45.90
17	.1730	7/8	2-3/4	2967-117	44.84
18	.1695	7/8	2-3/4	2967-118	44.05
19	.1660	7/8	2-3/4	2967-119	43.49
20	.1610	7/8	2-3/4	2967-120	43.31
21	.1590	3/4	2-1/2	2967-121	42.70
22	.1570	3/4	2-1/2	2967-122	41.69
23	.1540	3/4	2-1/2	2967-123	40.34
24	.1520	3/4	2-1/2	2967-124	38.70
25	.1495	3/4	2-1/2	2967-125	38.65
26	.1470	3/4	2-1/2	2967-126	38.43
27	.1440	3/4	2-1/2	2967-127	37.41
28	.1405	3/4	2-1/2	2967-128	35.78
29	.1360	3/4	2-1/2	2967-129	35.28
30	.1285	5/8	2-1/4	2967-130	35.28
31	.1200	5/8	2-1/4	2967-131	35.21
32	.1160	5/8	2-1/4	2967-132	35.05
33	.1130	5/8	2-1/4	2967-133	35.05
34	.1110	5/8	2-1/4	2967-134	34.60
35	.1100	5/8	2-1/4	2967-135	34.09
36	.1065	5/8	2-1/4	2967-136	33.03
37	.1040	5/8	2-1/4	2967-137	34.71
38	.1015	5/8	2-1/4	2967-138	32.69
39	.0995	5/8	2-1/4	2967-139	32.69
40	.0980	5/8	2-1/4	2967-140	32.46
41	.0960	5/8	2-1/4	2967-141	32.46
42	.0935	1/2	1-3/4	2967-142	31.79
43	.0890	1/2	1-3/4	2967-143	31.68
44	.0860	1/2	1-3/4	2967-144	31.11
45	.0820	1/2	1-3/4	2967-145	31.11
46	.0810	1/2	1-3/4	2967-146	30.94
47	.0785	1/2	1-3/4	2967-147	30.89
48	.0760	1/2	1-3/4	2967-148	30.89
49	.0730	1/2	1-3/4	2967-149	30.89
50	.0700	1/2	1-3/4	2967-150	30.89
51	.0670	1/2	1-1/2	2967-151	30.89
52	.0635	1/2	1-1/2	2967-152	30.53
53	.0595	1/2	1-1/2	2967-153	29.88
54	.0550	1/2	1-1/2	2967-154	29.88
55	.0520	1/2	1-1/2	2967-155	29.88
56	.0465	1/2	1-1/2	2967-156	29.88
57	.0430	1/2	1-1/2	2967-157	29.59
58	.0420	1/2	1-1/2	2967-158	29.59
59	.0410	1/2	1-1/2	2967-159	29.59
60	.0400	1/2	1-1/2	2967-160	29.59
61	.0390	3/8	1-1/2	2967-161	29.59
62	.0380	3/8	1-1/2	2967-162	29.59
63	.0370	3/8	1-1/2	2967-163	29.59
64	.0360	3/8	1-1/2	2967-164	29.59
65	.0350	3/8	1-1/2	2967-165	29.59
66	.0330	3/8	1-1/2	2967-166	30.55
67	.0320	3/8	1-1/2	2967-167	30.55
68	.0310	3/8	1-1/2	2967-168	31.25
69	.0292	3/8	1-1/2	2967-169	31.25
70	.0280	3/8	1-1/2	2967-170	31.25

Metric Sizes

DIA.	DECM'L EQUIV.	FLUTE LG'TH	OVER. LG'TH	ORDER NO.	PRICE EACH
1.0	.0394	1/4	1-1/2	3090-394	$26.95
1.5	.0591	3/8	1-1/2	3090-591	27.34
2.0	.0787	1/2	1-3/4	3090-787	28.53
2.5	.0984	5/8	2-1/4	3090-984	29.59
3.0	.1181	5/8	2-1/4	3091-181	32.46
3.5	.1378	3/4	2-1/2	3091-378	32.85
4.0	.1575	3/4	2-1/2	3091-575	38.14
4.5	.1772	7/8	2-3/4	3091-772	41.69
5.0	.1969	1	3	3091-969	47.81
5.5	.2165	1	3	3092-165	49.68
6.0	.2362	1	3	3092-362	59.01
6.5	.2559	1-1/8	3-1/4	3092-559	71.44
7.0	.2756	1-1/8	3-1/4	3092-756	65.20
7.5	.2953	1-1/8	3-1/4	3092-953	83.76
8.0	.3150	1-1/8	3-1/4	3093-150	79.76
8.5	.3346	1-1/4	3-1/2	3093-346	106.26
9.0	.3543	1-1/4	3-1/2	3093-543	98.05
9.5	.3740	1-1/4	3-1/2	3093-740	109.69
10.0	.3937	1-1/4	3-1/2	3093-937	125.10
10.5	.4134	1-1/4	3-1/2	3094-134	125.10
11.0	.4331	1-3/8	4	3094-331	140.85
11.5	.4528	1-3/8	4	3094-528	140.85
12.0	.4724	1-3/8	4	3094-724	151.88
12.5	.4921	1-1/2	4	3094-921	151.88

Tolerance +.0001/+.0003
Sizes in .0001 increments will be quoted on request.

Solid Carbide Chucking Reamers, Decimal Sizes

(Continued)

WARNING: This product contains Cobalt and/or Nickel and/or Lead a chemical known to the state of California to cause cancer or birth defects or other reproductive harm. For more information: www.prop65.ca.gov. WARNING: Cutting tools may shatter. Always wear approved safety glasses and mask when regrinding.

NEW

Look for ALLEGIANCE® AMERICANMADE

2

Tolerance +. Sizes in .0001 increments will be quoted on request.

SIZE	ORDER NO.	PRICE EACH
1 LOC x 3 OAL		
0.2230	3092-230	$66.33
0.2235	3092-235	66.33
0.2240	3092-240	66.33
0.2245	3092-245	66.33
0.2250	3092-250	66.33
0.2255	3092-255	66.33
0.2260	3092-260	66.33
0.2265	3092-265	66.33
0.2270	3092-270	67.00
0.2275	3092-275	67.00
0.2285	3092-285	67.00
0.2290	3092-290	67.00
0.2295	3092-295	67.00
0.2300	3092-300	67.00
0.2305	3092-305	67.00
0.2310	3092-310	67.00
0.2315	3092-315	67.00
0.2320	3092-320	67.00
0.2325	3092-325	67.00
0.2330	3092-330	67.00
0.2335	3092-335	67.00
0.2345	3092-345	67.00
0.2350	3092-350	67.00
0.2355	3092-355	67.00
0.2360	3092-360	67.00
0.2365	3092-365	68.13
0.2370	3092-370	68.13
0.2375	3092-375	68.13
0.2385	3092-385	68.13
0.2390	3092-390	68.13
0.2395	3092-395	68.13
0.2400	3092-400	68.13
0.2405	3092-405	68.13
0.2410	3092-410	68.13
0.2415	3092-415	68.13
0.2425	3092-425	68.13
0.2430	3092-430	68.13
0.2435	3092-435	68.13
0.2440	3092-440	68.13
0.2445	3092-445	68.13
0.2450	3092-450	68.13
0.2455	3092-455	68.13
0.2465	3092-465	68.13
0.2470	3092-470	68.13
0.2475	3092-475	68.13
0.2480	3092-480	68.13
0.2485	3092-485	68.13
0.2490	3092-490	68.13
0.2495	3092-495	68.13
0.2505	3092-505	68.13
0.2510	3092-510	68.13
0.2515	3092-515	68.13
0.2520	3092-520	68.13
0.2525	3092-525	68.13
0.2530	3092-530	68.13
0.2535	3092-535	75.26
0.2540	3092-540	75.26
0.2545	3092-545	75.26
0.2550	3092-550	75.26
1-1/8 LOC x 3-1/4 OAL		
0.2560	3092-560	$75.26
0.2565	3092-565	75.26
0.2575	3092-575	75.26
0.2580	3092-580	75.26
0.2590	3092-590	75.26

SIZE	ORDER NO.	PRICE EACH
1-1/8 LOC x 3-1/4 OAL		
0.2600	3092-600	$75.26
0.2620	3092-620	75.26
0.2630	3092-630	75.26
0.2640	3092-640	75.26
0.2650	3092-650	75.26
0.2670	3092-670	75.26
0.2680	3092-680	75.26
0.2690	3092-690	72.66
0.2700	3092-700	75.26
0.2710	3092-710	75.26
0.2730	3092-730	75.26
0.2740	3092-740	75.26
0.2750	3092-750	75.26
0.2760	3092-760	75.26
0.2780	3092-780	81.45
0.2790	3092-790	81.45
0.2800	3092-800	81.45
0.2818	3092-818	81.45
0.2820	3092-820	88.15
0.2830	3092-830	88.15
0.2840	3092-840	88.15
0.2850	3092-850	88.15
0.2860	3092-860	88.15
0.2870	3092-870	88.15
0.2880	3092-880	88.15
0.2890	3092-890	88.15
0.2910	3092-910	88.15
0.2920	3092-920	88.15
0.2930	3092-930	88.15
0.2940	3092-940	88.15
0.2960	3092-960	88.15
0.2970	3092-970	91.69
0.2980	3092-980	91.69
0.2990	3092-990	91.69
0.3000	3093-000	91.69
0.3010	3093-010	91.69
0.3030	3093-030	91.69
0.3040	3093-040	91.69
0.3050	3093-050	91.69
0.3060	3093-060	91.69
0.3070	3093-070	91.69
0.3080	3093-080	91.69
0.3090	3093-090	91.69
0.3100	3093-100	91.69
0.3110	3093-110	91.69
0.3120	3093-120	91.69
0.3130	3093-130	91.69
0.3140	3093-140	91.69
1-1/4 LOC x 3-1/2 OAL		
0.3170	3093-170	$97.65
0.3180	3093-180	97.65
0.3190	3093-190	97.65
0.3200	3093-200	97.65
0.3210	3093-210	97.65
0.3220	3093-220	97.65
0.3240	3093-240	111.83
0.3250	3093-250	111.83
0.3260	3093-260	111.83
0.3270	3093-270	111.83
0.3280	3093-280	111.83
0.3290	3093-290	111.83
0.3300	3093-300	111.83
0.3310	3093-310	111.83
0.3330	3093-330	111.83
0.3340	3093-340	111.83

SIZE	ORDER NO.	PRICE EACH
1-1/4 LOC x 3-1/2 OAL		
0.3350	3093-350	$111.83
0.3360	3093-360	111.83
0.3370	3093-370	111.83
0.3380	3093-380	111.83
0.3400	3093-400	111.83
0.3410	3093-410	111.83
0.3420	3093-420	111.83
0.3430	3093-430	111.83
0.3440	3093-440	111.83
0.3450	3093-450	111.83
0.3460	3093-460	99.91
0.3470	3093-470	99.91
0.3490	3093-490	111.83
0.3500	3093-500	99.91
0.3510	3093-510	111.83
0.3520	3093-520	111.83
0.3530	3093-530	111.83
0.3540	3093-540	111.83
0.3550	3093-550	112.61
0.3560	3093-560	112.61
0.3570	3093-570	112.61
0.3590	3093-590	112.61
0.3600	3093-600	114.75
0.3610	3093-610	114.75
0.3620	3093-620	114.75
0.3630	3093-630	114.75
0.3640	3093-640	114.75
0.3650	3093-650	114.75
0.3660	3093-660	114.75
0.3670	3093-670	114.75
0.3690	3093-690	114.75
0.3700	3093-700	114.75
0.3710	3093-710	114.75
0.3720	3093-720	114.75
0.3730	3093-730	114.75
0.3745	3093-745	114.79
0.3755	3093-755	137.20
0.3760	3093-760	137.20
0.3765	3093-765	137.20
0.3780	3093-780	137.20
0.3790	3093-790	137.20
0.3800	3093-800	137.20
0.3810	3093-810	137.20
0.3820	3093-820	137.20
0.3830	3093-830	137.20
0.3840	3093-840	137.20
0.3850	3093-850	137.20
0.3870	3093-870	144.29
0.3880	3093-880	144.29
0.3890	3093-890	144.29
0.3900	3093-900	144.29
0.3910	3093-910	144.29
0.3920	3093-920	144.29
0.3930	3093-930	144.29
0.3940	3093-940	144.29
0.3950	3093-950	144.29
0.3960	3093-960	144.29
0.3980	3093-980	144.29
0.3990	3093-990	144.29
0.4000	3094-000	144.29
0.4010	3094-010	144.29
0.4020	3094-020	144.29
0.4030	3094-030	144.29
0.4050	3094-050	144.29
0.4060	3094-060	144.29

SIZE	ORDER NO.	PRICE EACH
1-1/4 LOC x 3-1/2 OAL		
0.4070	3094-070	$144.29
0.4080	3094-080	144.29
0.4090	3094-090	144.29
0.4100	3094-100	144.29
0.4110	3094-110	144.29
0.4120	3094-120	144.29
0.4140	3094-140	148.11
0.4150	3094-150	148.11
0.4160	3094-160	148.11
1-3/8 LOC x 4 OAL		
0.4170	3094-170	$148.11
0.4180	3094-180	148.11
0.4190	3094-190	148.11
0.4200	3094-200	148.11
0.4210	3094-210	148.11
0.4230	3094-230	148.11
0.4240	3094-240	148.11
0.4250	3094-250	148.11
0.4260	3094-260	148.11
0.4270	3094-270	148.11
0.4280	3094-280	148.11
0.4290	3094-290	148.11
0.4300	3094-300	148.11
0.4310	3094-310	148.11
0.4320	3094-320	148.11
0.4340	3094-340	148.11
0.4350	3094-350	148.11
0.4360	3094-360	148.11
0.4370	3094-370	148.11
0.4380	3094-380	162.23
0.4390	3094-390	162.23
0.4400	3094-400	162.23
0.4410	3094-410	162.23
0.4420	3094-420	162.23
0.4430	3094-430	162.23
0.4440	3094-440	162.23
0.4450	3094-450	162.23
0.4460	3094-460	162.23
0.4470	3094-470	162.23
0.4480	3094-480	162.23
0.4490	3094-490	162.23
0.4500	3094-500	162.23
0.4510	3094-510	162.23
0.4520	3094-520	162.23
0.4530	3094-530	162.23
0.4540	3094-540	162.23
0.4550	3094-550	162.23
0.4560	3094-560	162.23
0.4570	3094-570	162.23
0.4580	3094-580	162.23
0.4590	3094-590	162.23
0.4600	3094-600	162.23
0.4610	3094-610	162.23
0.4620	3094-620	162.23
0.4630	3094-630	162.23
0.4640	3094-640	162.23
0.4650	3094-650	162.23
0.4660	3094-660	162.23
0.4670	3094-670	162.23
0.4680	3094-680	162.23
0.4690	3094-690	162.23
0.4700	3094-700	162.23
0.4710	3094-710	162.23
0.4720	3094-720	162.23
0.4730	3094-730	176.46

SIZE	ORDER NO.	PRICE EACH
1-3/8 LOC x 4 OAL		
0.4740	3094-740	$176.46
0.4750	3094-750	176.46
0.4760	3094-760	176.46
0.4770	3094-770	176.46
0.4780	3094-780	176.46
1-1/2 LOC x 4 OAL		
0.4790	3094-790	$176.46
0.4800	3094-800	176.46
0.4805	3094-805	176.46
0.4810	3094-810	176.46
0.4820	3094-820	176.46
0.4830	3094-830	176.46
0.4840	3094-840	176.46
0.4850	3094-850	176.46
0.4860	3094-860	176.46
0.4870	3094-870	176.46
0.4880	3094-880	176.46
0.4890	3094-890	176.46
0.4900	3094-900	176.46
0.4910	3094-910	176.46
0.4930	3094-930	176.46
0.4940	3094-940	176.46
0.4950	3094-950	176.46
0.4960	3094-960	176.46
0.4970	3094-970	176.46
0.4980	3094-980	176.46
0.4990	3094-990	176.46
0.4995	3094-995	176.46
0.5005	3095-005	176.46
0.5010	3095-010	176.46
0.5015	3095-015	176.46
0.5020	3095-020	176.46
0.5030	3095-030	176.46
0.5040	3095-040	176.46
0.5050	3095-050	176.46

Carbide Tipped Chucking Reamers

WARNING: This product contains Cobalt and/or Nickel and/or Lead a chemical known to the state of California to cause cancer or birth defects or other reproductive harm. For more information: www.prop65.ca.gov. WARNING: Cutting tools may shatter. Always wear approved safety glasses and mask when regrinding.

Straight Shank– Straight Flute– Long– RHS RHC & LHS RHC

2

Straight Flute

Right Hand Spiral

Left Hand Spiral

			LAVALLEE & IDE					LAVALLEE & IDE			
			STRAIGHT FLUTE		STRAIGHT FLUTE LONG CARBIDE			RHS - RHC FLUTE		LHS - RHC - FLUTE	
DIAM.	FLUTE LENGTH	OVERALL LENGTH	ORDER NO.	PRICE EACH	FLUTE LENGTH	ORDER NO.	PRICE EACH	ORDER NO.	PRICE EACH	ORDER NO.	PRICE EACH
5/32	1	4	1954-010	$51.30	–	–	–	3020-210	POA	–	–
11/64	1	4	1954-011	51.30	–	–	–	3020-211	POA	–	–
3/16	1-1/8	4-1/2	1954-012	66.70	–	–	–	3020-212	POA	–	–
13/64	1-1/8	4-1/2	1954-013	70.08	–	–	–	3020-213	POA	–	–
7/32	1-1/4	5	1954-014	66.70	–	–	–	3020-214	POA	–	–
15/64	1-1/2	6	1954-015	70.08	–	–	–	3020-215	POA	–	–
1/4	1-1/2	6	1954-016	66.70	1-1/2	3021-016	$56.35	3020-216	$93.32	3020-416	$77.77
17/64	1-1/2	6	1954-017	71.68	–	–	–	–	–	–	–
9/32	1-1/2	6	1954-018	68.28	1-1/2	3021-018	57.65	3020-218	93.64	3020-418	78.03
19/64	1-1/2	6	1954-019	71.68	–	–	–	–	–	–	–
5/16	1-1/2	6	1954-020	68.28	1-1/2	3021-020	57.65	3020-220	93.64	3020-420	78.03
21/64	1-1/2	6	1954-021	74.40	–	–	–	–	–	–	–
11/32	1-1/2	6	1954-022	70.00	1-1/2	3021-022	59.60	3020-222	102.96	3020-422	85.80
23/64	1-3/4	7	1954-023	74.40	–	–	–	–	–	–	–
3/8	1-3/4	7	1954-024	70.74	1-3/4	3021-024	59.60	3020-224	103.97	3020-424	86.64
25/64	1-3/4	7	1954-025	78.14	–	–	–	–	–	–	–
13/32	1-3/4	7	1954-026	73.98	1-3/4	3021-026	62.70	3020-226	108.59	3020-426	90.49
27/64	1-3/4	7	1954-027	83.16	–	–	–	–	–	–	–
7/16	1-3/4	7	1954-028	78.86	1-3/4	3021-028	67.80	3020-228	113.04	3020-428	94.20
29/64	1-3/4	7	1954-029	84.48	–	–	–	–	–	–	–
15/32	1-3/4	7	1954-030	80.34	1-3/4	3021-030	73.15	3020-230	119.89	3020-430	99.91
31/64	2	8	1954-031	91.25	–	–	–	–	–	–	–
1/2	2	8	1954-032	94.64	2	3021-032	78.35	3020-232	124.51	3020-432	103.76
33/64	2	8	1954-033	102.96	–	–	–	–	–	–	–
17/32	2	8	1954-034	85.80	–	–	–	3020-234	128.21	3020-434	106.84
35/64	2	8	1954-035	102.96	–	–	–	–	–	–	–
9/16	2	8	1954-036	102.96	2	3021-036	80.60	3020-236	128.21	3020-436	106.84
37/64	2	8	1954-037	76.20	–	–	–	–	–	–	–
19/32	2	8	1954-038	107.18	–	–	–	3020-238	132.05	3020-438	110.04
39/64	2-1/4	9	1954-039	76.20	–	–	–	–	–	–	–
5/8	2-1/4	9	1954-040	107.18	2	3021-040	83.75	3020-240	132.05	3020-440	110.04
41/64	2-1/4	9	1954-041	77.60	–	–	–	–	–	–	–
21/32	2-1/4	9	1954-042	109.12	–	–	–	3020-242	135.83	3020-442	113.19
43/64	2-1/4	9	1954-043	77.60	–	–	–	–	–	–	–
11/16	2-1/4	9	1954-044	109.12	2	3021-044	85.25	3020-244	144.67	3020-444	120.56
45/64	2-1/4	9	1954-045	81.20	–	–	–	–	–	–	–
23/32	2-1/4	9	1954-046	114.18	–	–	–	3020-246	146.60	3020-446	122.17
47/64	2-1/2	9-1/2	1954-047	81.20	–	–	–	–	–	–	–
3/4	2-1/2	9-1/2	1954-048	114.18	2	3021-048	89.20	3020-248	148.93	3020-448	124.11
49/64	2-1/2	9-1/2	1954-049	83.80	–	–	–	–	–	–	–
25/32	2-1/2	9-1/2	1954-050	117.88	–	–	–	3020-250	111.60	3020-450	93.00
51/64	2-1/2	9-1/2	1954-051	83.80	–	–	–	–	–	–	–
13/16	2-1/2	9-1/2	1954-052	117.88	2	3021-052	92.25	3020-252	152.69	3020-452	127.24
53/64	2-1/2	9-1/2	1954-053	87.20	–	–	–	–	–	–	–
27/32	2-1/2	9-1/2	1954-054	122.66	2	3021-054	96.05	3020-254	161.09	3020-454	134.24
55/64	2-5/8	10	1954-055	87.20	–	–	–	–	–	–	–
7/8	2-5/8	10	1954-056	127.28	2-1/4	3021-056	99.60	3020-256	167.18	3020-456	139.32
57/64	2-5/8	10	1954-057	105.45	–	–	–	–	–	–	–
29/32	2-5/8	10	1954-058	148.32	2-1/4	3021-058	115.90	3020-258	194.74	3020-458	162.28
59/64	2-5/8	10	1954-059	105.45	–	–	–	–	–	–	–
15/16	2-5/8	10	1954-060	148.32	2-1/4	3021-060	115.90	3020-260	194.74	3020-460	162.28
61/64	2-5/8	10	1954-061	110.45	–	–	–	–	–	–	–
31/32	2-5/8	10	1954-062	155.32	2-1/4	3021-062	121.40	3020-262	204.20	3020-462	170.17
63/64	2-3/4	10-1/2	1954-063	110.45	–	–	–	–	–	–	–
1	2-3/4	10-1/2	1954-064	155.32	2-1/4	3021-064	121.40	3020-264	204.20	3020-464	170.17
1-1/16	2-3/4	10-1/2	1954-068	160.50	–	–	–	3020-265	POA	–	–
1-1/8	2-7/8	11	1954-072	173.63	2-1/4	3021-072	136.00	3020-266	POA	–	–
1-3/16	2-7/8	11	1954-076	182.78	–	–	–	3020-267	POA	–	–
1-1/4	3	11-1/2	1954-080	193.03	2-1/2	3021-080	166.10	3020-268	POA	–	–
1-5/16	3	11-1/2	1954-084	203.14	–	–	–	3020-269	POA	–	–
1-3/8	3-1/4	12	1954-088	215.52	2-1/2	3021-088	168.50	3020-288	POA	–	–
1-7/16	3-1/4	12	1954-092	240.16	–	–	–	–	–	–	–
1-1/2	3-1/2	12-1/2	1954-096	253.96	2-1/2	3021-096	223.50	3020-293	POA	–	–

Over/Undersize Dowel Pin Reamers

DIAM.	ORDER NO.	PRICE EACH
.1855	3019-205	$59.25
.1865+	3019-105	59.25
.1870+	3019-210	59.25
.1885	3019-110	59.25
.2480+	3019-215	59.25
.2490	3019-115	59.25
.2495+	3019-220	59.25
.2510	3019-120	59.25
.3105+	3019-225	60.55
.3115	3019-125	60.55
.3120+	3019-230	60.55
.3135	3019-130	60.55
.3730+	3019-235	62.80
.3740	3019-135	62.80
.3745+	3019-240	62.80
.3760	3019-140	62.80
.4355+	3019-245	70.20
.4365	3019-145	70.20
.4370+	3019-250	70.20
.4385	3019-150	70.20
.4980+	3019-255	76.90
.4990	3019-155	76.90
.4995+	3019-260	76.90
.5010	3019-160	76.90

Tolerance:
0/U= + .0002 - .0000
+Dowel= + .0000 -.0002

Special Decimal

SIZE RANGE	PRICE EACH
0.1560–0.1765	POA
0.1770–0.2210	POA
0.2215–0.2380	POA
0.2385–0.2530	POA
0.2535–0.3150	POA
0.3155–0.3780	POA
0.3785–0.4090	POA
0.4098–0.4410	POA
0.4415–0.4720	POA
0.4825–0.5030	POA
0.5035–0.5660	POA
0.5665–0.6280	POA
0.6285–0.6910	POA
0.6915–0.7530	POA
0.7535–0.7555	POA

Metric Chucking Reamers In Stock!

Carbide Tipped Chucking Reamers

WARNING: This product contains Cobalt and/or Nickel and/or Lead a chemical known to the state of California to cause cancer or birth defects or other reproductive harm. For more information: www.prop65.ca.gov. **WARNING:** Cutting tools may shatter. Always wear approved safety glasses and mask when regrinding.

2

Taper Shank – Straight Flute

DIAM.	FLUTE LG'TH	OVER. LG'TH	TAPER SHANK	STRAIGHT FLUTE ORDER NO.	STRAIGHT FLUTE PRICE EACH	FLUTE LONG CARBIDE FLUTE LG'TH	FLUTE LONG CARBIDE ORDER NO.	FLUTE LONG CARBIDE PRICE EACH
1/4	1-1/2	6	1	3022-016	$40.20	1-1/2	3023-016	$64.90
9/32	1-1/2	6	1	3022-018	42.60	1-1/2	3023-018	65.70
5/16	1-1/2	6	1	3022-020	42.60	1-1/2	3023-020	65.70
11/32	1-1/2	6	1	3022-022	44.16	1-1/2	3023-022	67.25
3/8	1-3/4	7	1	3022-024	39.60	1-3/4	3023-024	68.00
13/32	1-3/4	7	1	3022-026	45.00	1-3/4	3023-026	71.60
7/16	1-3/4	7	1	3022-028	47.40	1-3/4	3023-028	76.25
15/32	1-3/4	7	1	3022-030	52.50	1-3/4	3023-030	77.85
1/2	2	8	1	3022-032	57.60	2	3023-032	84.00
17/32	2	8	1	3022-034	83.65	–	–	–
9/16	2	8	1	3022-036	63.30	2	3023-036	91.95
19/32	2	8	2	3022-038	66.78	–	–	–
5/8	2-1/4	9	2	3022-040	66.78	2	3023-040	96.20
21/32	2-1/4	9	2	3022-042	68.40	–	–	–
11/16	2-1/4	9	2	3022-044	68.40	2	3023-044	98.00
23/32	2-1/4	9	2	3022-046	71.99	–	–	–
3/4	2-1/2	9-1/2	2	3022-048	71.99	2	3023-048	102.55
25/32	2-1/2	9-1/2	2	3022-050	74.10	–	–	–
13/16	2-1/2	9-1/2	2	3022-052	74.10	2	3023-052	105.80
27/32	2-1/2	9-1/2	2	3022-054	77.82	–	–	–
7/8	2-5/8	10	2	3022-056	81.18	2	3023-056	114.60
29/32	2-5/8	10	2	3022-058	75.48	–	–	–
15/16	2-5/8	10	3	3022-060	94.80	3	3023-060	134.25
31/32	2-5/8	10	3	3022-062	97.20	–	–	–
1	2-3/4	10-1/2	3	3022-064	97.20	3	3023-064	139.70
1-1/16	2-3/4	10-1/2	3	3022-068	134.40	–	–	–
1-1/8	2-7/8	11	3	3022-072	142.80	–	–	–
1-3/16	2-7/8	11	3	3022-076	153.60	–	–	–
1-1/4	3	11-1/2	4	3022-080	168.00	–	–	–
1-5/16	3	11-1/2	4	3022-084	176.40	–	–	–
1-3/8	3-1/4	12	4	3022-088	190.80	–	–	–
1-7/16	3-1/4	12	4	3022-092	202.80	–	–	–
1-1/2	3-1/2	12-1/2	4	3022-096	202.80	–	–	–

Taper Shank – RHS RHC & LHS RHC



Closeout!

DIAM.	FLUTE LG'TH	OVER. LG'TH	TAPER SHANK	RHS/RHC ORDER NO.	RHS/RHC PRICE EACH	LHS/RHC ORDER ORDER	LHS/RHC PRICE PRICE
9/32	1-1/2	6	1	3023-118	$33.75	–	–
5/16	1-1/2	6	1	3023-120	33.75	–	–
11/32	1-1/2	6	1	3023-122	34.50	–	–
13/32	1-3/4	7	1	3023-126*	36.75	3023-226	$36.75
7/16	1-3/4	7	1	–	–	3023-228	39.10
15/32	1-3/4	7	1	3023-130	40.40	3023-230	40.40
1/2	2	8	1	3023-132	41.40	3023-232	41.40
17/32	2	8	1	3023-134	44.05	3023-234	44.05
9/16	2	8	1	–	–	3023-236	44.05
19/32	2	8	2	3023-138	46.80	–	–
5/8	2-1/4	9	2	–	–	3023-240	46.80
21/32	2-1/4	9	2	3023-142	47.60	–	–
11/16	2-1/4	9	2	–	–	–	–
23/32	2-1/4	9	2	3023-146	49.50	3023-246	49.50
3/4	2-1/2	9-1/2	2	3023-148	49.50	3023-248	49.50
13/16	2-1/2	9-1/2	2	3023-152	50.65	–	–
7/8	2-5/8	10	2	–	–	3023-256	53.10
15/16	2-5/8	10	3	–	–	3023-260	65.65
1-1/8	2-7/8	11	3	3023-172	104.50	3023-272	104.50
1-1/4	3	11-1/2	4	–	–	3023-280	123.00
1-3/8	3-1/4	12	4	–	–	3023-288	138.00
1-1/2	3-1/2	12-1/2	4	3023-196	147.90	3023-296	147.90

* 2MT Taper Shank

Expansion – Straight Flute



Straight Shank

Taper Shank

DIAM.	FLUTE LG'TH	OVER. LG'TH	STRAIGHT SHANK ORDER NO.	STRAIGHT SHANK PRICE EACH	TAPER SHANK TAPER SHANK NO.	TAPER SHANK ORDER NO.	TAPER SHANK PRICE EACH
3/8	1	7	3024-024	$ 116.63	1	3025-024	$ 131.48
13/32	1	7	3024-026	123.88	1	3025-026	135.55
7/16	1	7	3024-028	123.88	1	3025-028	135.55
15/32	1	7	3024-030	131.32	1	3025-030	142.13
1/2	1	8	3024-032	131.32	1	3025-032	142.13
17/32	1	8	3024-034	134.46	1	3025-034	146.44
9/16	1-1/8	8	3024-036	134.46	1	3025-036	146.44
19/32	1-1/8	8	3024-038	140.42	1	3025-038	152.32
5/8	1-1/4	9	3024-040	140.42	2	3025-040	152.32
21/32	1-1/4	9	3024-042	153.58	2	3025-042	171.53
11/16	1-1/4	9	3024-044	153.58	2	3025-044	171.53
23/32	1-1/4	9	3024-046	159.16	2	3025-046	171.86
3/4	1-3/8	9-1/2	3024-048	159.16	2	3025-048	171.86
25/32	1-3/8	9-1/2	3024-050	171.61	2	3025-050	184.63
13/16	1-3/8	9-1/2	3024-052	171.61	2	3025-052	171.86
27/32	1-3/8	9-1/2	3024-054	178.52	2	3025-054	192.47
7/8	1-1/2	10	3024-056	185.18	2	3025-056	192.47
29/32	1-1/2	10	3024-058	197.00	2	3025-058	211.20
15/16	1-1/2	10	3024-060	197.00	3	3025-060	211.20
31/32	1-1/2	10	3024-062	204.25	3	3025-062†	218.90
1	1-5/8	10-1/2	3024-064	204.85	3	3025-064	218.90
1-1/32	1-5/8	10-1/2	3024-066	224.39	3	3025-066	239.34
1-1/16	1-5/8	10-1/2	3024-068	224.39	3	3025-068	239.34
1-3/32	1-5/8	10-1/2	3024-070	224.39	3	3025-070	239.34
1-1/8	1-3/4	11	3024-072	186.99	3	3025-072	239.34
1-3/16	1-3/4	11	3024-076	244.84	3	3025-076	204.03
1-1/4	1-7/8	11-1/2	3024-080	244.84	4	3025-080	273.36
1-5/16	1-7/8	11-1/2	3024-084	271.34	4	3025-084	298.39
1-3/8	2	12	3024-088	284.32	4	3025-088	326.93
1-7/16	2	12	3024-092	335.86	4	3025-092	366.91
1-1/2	2-1/8	12-1/2	3024-096	345.66	4	3025-096	379.93
1-9/16	2-1/8	12-1/2	3024-100	454.02	4	3025-100	521.98
1-5/8	2-1/4	13	3024-104	454.02	4	3025-104	521.98
1-11/16	2-1/4	13	3024-108	502.76	4	3025-108	578.11
1-3/4	2-3/8	13-1/2	3024-112	502.76	4	3025-112	578.11
1-13/16	2-3/8	13-1/2	3024-116	595.45	4	3025-116	608.99
1-7/8	2-1/2	14	3024-120	595.45	4	3025-120	608.92
1-15/16	2-1/2	14	3024-124	650.56	4	3025-124	748.16
2	2-1/2	14	3024-128	650.56	4	3025-128	748.16

Shell Reamers

WARNING: This product contains Cobalt and/or Nickel and/or Lead a chemical known to the state of California to cause cancer or birth defects or other reproductive harm. For more information: www.prop65.ca.gov. WARNING: Cutting tools may shatter. Always wear approved safety glasses and mask when regrinding.

High Speed Steel



Straight Flute



Spiral Flute

3

DIAM.	OVER-ALL LENGTH	HOLE SIZE	ARBOR NO.	STRAIGHT FLUTE ORDER NO.	STRAIGHT FLUTE PRICE EACH	SPIRAL FLUTE ORDER NO.	SPIRAL FLUTE PRICE EACH
3/4	2-1/4	3/8	4	2050-048	$61.38	2051-048	$70.62
13/16	2-1/2	1/2	5	2050-052	64.15	2051-052	73.92
27/32	2-1/2	1/2	5	–	–	2051-054	POA
7/8	2-1/2	1/2	5	2050-056	65.34	2051-056	75.90
15/16	2-1/2	1/2	5	2050-060	67.65	2051-060	78.54
1	2-1/2	1/2	5	2050-064	69.30	2051-064	80.75
1-1/16	2-3/4	5/8	6	2050-068	75.04	2051-068	86.79
1-1/8	2-3/4	5/8	6	2050-072	79.58	2051-072	90.42
1-3/16	2-3/4	5/8	6	2050-076	82.50	2051-076	94.05
1-1/4	2-3/4	5/8	6	2050-080	83.82	2051-080	97.65
1-5/16	3	3/4	7	2050-084	88.84	2051-084	101.84
1-11/32	3	3/4	7	2050-086	POA	–	–
1-3/8	3	3/4	7	2050-088	94.55	2051-088	107.98
1-13/32	3	3/4	7	2050-090	POA	–	–
1-7/16	3	3/4	7	2050-092	103.82	2051-092	114.18
1-15/32	3	3/4	7	2050-094	POA	–	–
1-1/2	3	3/4	7	2050-096	105.27	2051-096	120.71
1-17/32	3	3/4	7	2050-098	POA	2051-098	POA
1-9/16	3	3/4	7	2050-100	116.24	2051-100	135.30
1-19/32	3	3/4	7	2050-102	POA	–	–
1-5/8	3	3/4	7	2050-104	124.31	2051-104	147.61
1-11/16	3-1/2	1	8	2050-108	136.55	2051-108	162.10
1-23/32	3-1/2	1	8	2050-110	POA	2051-23110	POA
1-3/4	3-1/2	1	8	2050-112	144.87	2051-112	171.44
1-25/32	3-1/2	1	8	2050-114	POA	–	–
1-13/16	3-1/2	1	8	2050-116	154.44	2051-116	183.66
1-27/32	3-1/2	1	8	2050-118	POA	–	–
1-7/8	3-1/2	1	8	2050-120	164.67	2051-120	194.70
1-29/32	3-1/2	1	8	2050-122	POA	–	–
1-15/16	3-1/2	1	8	2050-124	174.90	2051-124	207.64
1-31/32	3-1/2	1	8	2050-126	POA	–	–
2	3-1/2	1	8	2050-128	304.93	2051-128	358.70
2-1/16	3-3/4	1-1/4	9	2050-132	323.33	2051-132	391.63
2-1/8	3-3/4	1-1/4	9	2050-136	348.83	2051-136	410.61
2-3/16	3-3/4	1-1/4	9	2050-140	366.75	2051-140	436.98
2-1/4	3-3/4	1-1/4	9	2050-144	382.88	2051-144	449.07
2-5/16	3-3/4	1-1/4	9	2050-148	393.63	2051-148	487.87
2-3/8	3-3/4	1-1/4	9	2050-152	402.50	2051-152	493.97
2-7/16	3-3/4	1-1/4	9	2050-156	450.56	2051-156	528.90
2-1/2	3-3/4	1-1/4	9	2050-160	459.60	2051-160	528.90
2-9/16	4	1-1/2	10	2050-164	479.01	2051-164	531.12
2-5/8	4	1-1/2	10	2050-168	510.05	2051-168	550.85
2-11/16	4	1-1/2	10	2050-172	541.87	2051-172	570.30
2-3/4	4	1-1/2	10	2050-176	568.82	2051-176	618.16
2-13/16	4	1-1/2	10	2050-180	601.74	2051-180	664.18
2-7/8	4	1-1/2	10	2050-184	636.18	2051-184	687.02
2-15/16	4	1-1/2	10	2050-188	671.38	2051-188	720.72
3	4	1-1/2	10	2050-192	784.77	2051-192	846.41
3-1/16	4-1/2	1-3/4	11	2050-196	994.70	2051-196	1031.36
3-1/8	4-1/2	1-3/4	11	2050-200	1202.97	2051-200	1215.69
3-3/16	4-1/2	1-3/4	11	2050-204	1242.84	2051-204	1279.86
3-1/4	4-1/2	1-3/4	11	2050-208	1282.96	2051-208	1342.81
3-5/16	4-1/2	1-3/4	11	2050-212	1326.77	2051-212	1390.94
3-3/8	4-1/2	1-3/4	11	2050-216	1371.20	2051-216	1441.24
3-7/16	4-1/2	1-3/4	11	2050-220	1411.31	2051-220	1481.04
3-1/2	4-1/2	1-3/4	11	2050-224	1449.57	2051-224	1521.16
3-9/16	5	2	12	2050-228	1488.45	2051-228	1561.21
3-5/8	5	2	12	2050-232	1524.24	2051-232	1599.53
3-11/16	5	2	12	2050-236	1562.50	2051-236	1641.18
3-3/4	5	2	12	2050-240	1604.46	2051-240	1680.98
3-13/16	5	2	12	2050-244	1666.17	2051-244	1743.93
3-7/8	5	2	12	2050-248	1722.95	2051-248	1808.10
3-15/16	5	2	12	2050-252	1774.78	2051-252	1864.88
4	5	2	12	2050-256	1832.79	2051-256	1921.65

Carbide Tipped

MADE IN USA



2

DIAM.	NO. OF FLUTES	FLUTE LENGTH	OVER-ALL LENGTH	HOLE DIAM. LARGE END	FITS ARBOR NO.	ORDER NO.	PRICE EACH
3/4	6	1-7/16	2-1/4	3/8	4	1958-048	$308.35
25/32	6	1-7/16	2-1/4	3/8	4	1958-050	POA
13/16	6	1-11/16	2-1/2	1/2	5	1958-052	314.36
7/8	6	1-11/16	2-1/2	1/2	5	1958-056	351.29
15/16	8	1-11/16	2-1/2	1/2	5	1958-060	351.29
1	8	1-11/16	2-1/2	1/2	5	1958-064	357.72
1-1/16	8	1-13/16	2-3/4	5/8	6	1958-068	370.16
1-1/8	8	1-13/16	2-3/4	5/8	6	1958-072	376.38
1-3/16	8	1-13/16	2-3/4	5/8	6	1958-076	382.81
1-1/4	8	1-13/16	2-3/4	5/8	6	1958-080	407.80
1-5/16	8	2	3	3/4	7	1958-084	413.92
1-3/8	8	2	3	3/4	7	1958-088	426.47
1-7/16	8	2	3	3/4	7	1958-092	439.12
1-1/2	8	2	3	3/4	7	1958-096	457.98
1-9/16	8	2	3	3/4	7	1958-100	530.20
1-5/8	8	2	3	3/4	7	1958-104	556.31
1-11/16	10	2-11/32	3-1/2	1	8	1958-108	602.21
1-3/4	10	2-11/32	3-1/2	1	8	1958-112	602.21
1-13/16	10	2-11/32	3-1/2	1	8	1958-116	647.90
1-7/8	10	2-11/32	3-1/2	1	8	1958-120	647.90
1-15/16	10	2-11/32	3-1/2	1	8	1958-124	693.91
2	10	2-11/32	3-1/2	1	8	1958-128	693.91
2-1/16	12	2-7/16	3-3/4	1-1/4	9	1958-132	746.14
2-1/8	12	2-7/16	3-3/4	1-1/4	9	1958-136	746.14
2-3/16	12	2-7/16	3-3/4	1-1/4	9	1958-140	811.62
2-1/4	12	2-7/16	3-3/4	1-1/4	9	1958-144	811.62
2-5/16	12	2-7/16	3-3/4	1-1/4	9	1958-148	857.41
2-3/8	12	2-7/16	3-3/4	1-1/4	9	1958-152	857.41
2-7/16	12	2-7/16	3-3/4	1-1/4	9	1958-156	903.42
2-1/2	12	2-7/16	3-3/4	1-1/4	9	1958-160	903.42
2-9/16	14	2-11/16	4	1-1/2	10	1958-162	POA
2-5/8	14	2-11/16	4	1-1/2	10	1958-164	POA
2-11/16	14	2-11/16	4	1-1/2	10	1958-166	POA
2-3/4	14	2-11/16	4	1-1/2	10	1958-168	POA
2-13/16	14	2-11/16	4	1-1/2	10	1958-170	POA
2-7/8	14	2-11/16	4	1-1/2	10	1958-172	POA
2-15/16	14	2-11/16	4	1-1/2	10	1958-174	POA
3	14	2-11/16	4	1-1/2	10	1958-176	POA

Shell Reamer Arbors



Straight Shank



Taper Shank

3

SIZE	FITTING SIZE	OVER. LG'TH	STR. SHANK DIAM.	TAPER SHANK NO.	STR. SHANK ORDER NO.	PRICE EACH	TAPER SHANK ORDER NO.	PRICE EACH
3	1/2 to 5/8	8	7/8	1	3141-803	$18.41	3141-823	$24.51
4	21/32 to 25/32	9	1/2	2	3141-804	51.48	3141-824	61.38
5	13/16 to 1-1/32	9-1/2	5/8	2	3141-805	57.42	3141-825	73.26
6	1-1/16 to 1-9/32	10	3/4	3	3141-806	63.36	3141-826	79.20
7	1-5/16 to 1-21/32	11	7/8	3	3141-807	69.30	3141-827	87.12
8	1-11/16 to 2	12	1-1/8	4	3141-808	77.22	3141-828	97.02
9	2-1/16 to 2-1/2	13	1-3/8	4	3141-809	93.06	3141-829	108.90
10	2-9/16 to 3	14	1-5/8	5	3141-810	119.46	3141-830	124.74
11	3-1/16 to 3-1/2	15	2	5	3141-811	168.30	3141-831	174.90
12	3-9/16 to 4	16	2-1/8	5	3141-812	235.62	3141-832	243.54

Taper Pipe Reamers - High Speed Steel

Straight & Spiral Flute

WARNING: This product contains Cobalt and/or Nickel and/or Lead a chemical known to the state of California to cause cancer or birth defects or other reproductive harm. For more information: www.prop65.ca.gov. WARNING: Cutting tools may shatter. Always wear approved safety glasses and mask when regrinding.

Pittsburg® ALLEGHANY 2

SIZE	DIAM. LARGE END	DIAM. SMALL END	FLUTE LG'TH	OVER. LG'TH	STRAIGHT FLUTE ORDER NO.	STRAIGHT FLUTE PRICE EACH	SPIRAL FLUTE ORDER NO.	SPIRAL FLUTE PRICE EACH
1/16	.291	–	3/4	2	2221-004	$ 43.61	2222-004	$46.18
1/8	.362	.316	3/4	2-1/8	2221-008	30.68	2222-008	35.48
1/4	.472	.406	1-1/16	2-7/16	2221-016	34.74	2222-016	40.66
3/8	.606	.540	1-1/16	2-9/16	2221-024	39.47	2222-024	46.42
1/2	.751	.665	1-3/8	3-1/8	2221-032	49.90	2222-032	58.59
3/4	.962	.876	1-3/8	3-1/4	2221-048	59.36	2222-048	81.31
1	1.212	1.103	1-3/4	3-3/4	2221-064	98.65	2222-064	115.94
1-1/4	1.553	1.444	1-3/4	4	2221-080	148.29	2222-080	174.37
1-1/2	1.793	1.684	1-3/4	4-1/4	2221-096	187.24	2222-096	220.28
2	2.268	2.159	1-3/4	4-1/2	2221-128	249.85	2222-128	294.20
2-1/2	2.722	2.561	2-5/8	5-1/2	2221-160	449.06	2222-160	498.96
3	3.380	3.202	2-3/4	6	2221-192	588.40	2222-192	654.19
SETS								
SETS	4 pc.		3/8"–1"		2221-198	86.15	2222-198	98.10



Straight Flute



Spiral Flute

4-Pc. Straight Flute Set
Order No. 2221-198

4-Pc. Spiral Flute Set
Order No. 2222-198

Taper Pin Reamers - High Speed Steel

Pittsburg® ALLEGHANY 2

Straight Flute

Spiral Flute

Helical Flute

SIZE	SHANK DIAM.	SMALL END	LARGE END	FLUTE LG'TH	OVER. LG'TH	STRAIGHT FLUTE ORDER NO.	STRAIGHT FLUTE PRICE EACH	SPIRAL FLUTE ORDER NO.	SPIRAL FLUTE PRICE EACH	HELICAL FLUTE ORDER NO.	HELICAL FLUTE PRICE EACH
7/0	5/64	.0497	.0666	13/16	1-13/16	2190-070	$ 25.74	2191-070	$ 26.93	2192-070	$ 26.93
6/0	3/32	.0611	.0806	15/32	1-15/16	2190-060	25.74	2191-060	26.93	2192-060	26.93
5/0	7/64	.0719	.0966	1-3/16	2-3/16	2190-050	23.61	2191-050	25.74	2192-050	26.93
4/0	1/8	.0869	.1142	1-5/16	2-5/16	2190-040	23.61	2191-040	25.74	2192-040	26.93
3/0	9/64	.1029	.1302	1-5/16	2-5/16	2190-030	23.61	2191-030	25.74	2192-030	26.93
2/0	5/32	.1137	.1462	1-9/16	2-9/16	2190-020	21.12	2191-020	22.44	2192-020	22.00
0	11/64	.1287	.1638	1-11/16	2-15/16	2190-000	20.20	2191-000	21.78	2192-000	22.00
1	3/16	.1447	.1798	1-11/16	2-15/16	2190-001	19.80	2191-001	21.91	2192-001	22.18
2	13/64	.1605	.2008	1-15/16	3-3/16	2190-002	19.80	2191-002	22.11	2192-002	25.21
3	15/64	.1813	.2294	2-5/16	3-11/16	2190-003	19.80	2191-003	22.11	2192-003	26.04
4	17/64	.2071	.2604	2-9/16	4-1/16	2190-004	21.91	2191-004	23.86	2192-004	31.68
5	5/16	.2409	.2994	2-13/16	4-5/16	2190-005	23.60	2191-005	25.74	2192-005	33.81
6	23/64	.2773	.3540	3-11/16	5-7/16	2190-006	28.48	2191-006	31.52	2192-006	39.77
7	13/32	.3297	.4220	4-7/16	6-5/16	2190-007	36.50	2191-007	39.73	2192-007	47.76
8	7/16	.3971	.5050	5-3/16	7-3/16	2190-008	46.86	2191-008	51.35	2192-008	55.44
9	9/16	.4805	.6066	6-1/16	8-5/16	2190-009	57.02	2191-009	51.35	2192-009	62.04
10	5/8	.5799	.7216	6-13/16	9-5/16	2190-010	62.70	2191-010	68.79	2192-010	79.20
11	3/4	.706	.878	8-1/4	11-1/4	2190-011	134.64	2191-011	157.08	2192-011	174.90
12	15/16	.842	1.050	10	13-3/8	2190-012	184.80	2191-012	190.74	2192-012	207.90
13	1-1/16	1.009	1.259	12	16	2190-013	294.36	2191-013	314.16	2192-013	386.76
14	1-13/32	1.250	1.542	14	18-1/4	2190-014	438.90	2191-014	464.64	2192-014	514.14
SETS											
0-5			6 PCS.			2190-090	46.95	2191-090	46.95	2192-090	46.95
0-10			11 PCS.			2190-092	166.85	2191-092	166.85	2192-092	166.85

11 Pc. Set - Straight Flute
Order No. 2190-092

Hand Reamers - High Speed Steel

WARNING: This product contains Cobalt and/or Nickel and/or Lead a chemical known to the state of California to cause cancer or birth defects or other reproductive harm. For more information: www.prop65.ca.gov. **WARNING:** Cutting tools may shatter. Always wear approved safety glasses and mask when regrinding.

Pittsburg® ALLEGHANY 2

Straight Flute

Spiral Flute

DIAM.	DECM'L EQUIV.	FLUTE LG'TH	OVER. LG'TH	STRAIGHT FLUTE ORDER NO.	STRAIGHT FLUTE PRICE EACH	SPIRAL FLUTE ORDER NO.	SPIRAL FLUTE PRICE EACH
1/16	0.0625	1	2	2090-004†	$27.69	2091-004†	$30.35
5/64	0.0781	1	2	2090-005†	27.69	2091-005†	36.42
3/32	0.0938	1-1/4	2-1/2	2090-006†	27.69	2091-006†	30.35
7/64	0.1094	1-1/4	2-1/2	2090-007†	27.69	2091-007†	30.35
1/8	0.1250	1-1/2	3	2090-008	30.49	2091-008	36.59
9/64	0.1406	1-5/8	3-1/4	2090-009†	34.61	2091-009†	36.59
5/32	0.1562	1-5/8	3-1/4	2090-010	34.61	2091-010	36.59
11/64	0.1719	1-3/4	3-1/2	2090-011†	34.61	2091-011†	39.60
3/16	0.1875	1-3/4	3-1/2	2090-012	32.64	2091-012	38.15
13/64	0.2031	1-7/8	3-3/4	2090-013†	36.59	2091-013†	39.60
7/32	0.2188	1-7/8	3-3/4	2090-014	36.59	2091-014	39.60
15/64	0.2344	2	4	2090-015†	36.59	2091-015†	39.60
1/4	0.2500	2	4	2090-016	34.73	2091-016	39.60
17/64	0.2656	2-1/8	4-1/4	2090-017†	39.20	2091-017†	46.14
9/32	0.2812	2-1/8	4-1/4	2090-018	39.20	2091-018	46.14
19/64	0.2969	2-1/4	4-1/2	2090-019†	39.20	2091-019†	46.14
5/16	0.3125	2-1/4	4-1/2	2090-020	37.98	2091-020	43.56
21/64	0.3281	2-3/8	4-3/4	2090-021†	49.10	2091-021†	51.05
11/32	0.3438	2-3/8	4-3/4	2090-022	45.82	2091-022	51.84
23/64	0.3594	2-1/2	5	2090-023†	45.82	2091-023†	51.84
3/8	0.3750	2-1/2	5	2090-024	43.56	2091-024	49.10
25/64	0.3906	2-5/8	5-1/4	–	–	2091-025†	51.48
13/32	0.4062	2-5/8	5-1/4	2090-026	49.74	2091-026	61.57
27/64	0.4219	2-3/4	5-1/2	2090-027†	49.74	2091-027†	56.83
7/16	0.4375	2-3/4	5-1/2	2090-028	49.74	2091-028	54.53
29/64	0.4531	2-7/8	5-3/4	2090-029†	55.04	2091-029†	61.54
15/32	0.4688	2-7/8	5-3/4	2090-030	55.04	2091-030	61.54
31/64	0.4864	3	6	2090-031†	55.04	2091-031†	61.54
1/2	0.5000	3	6	2090-032	53.06	2091-032	58.52
17/32	0.5312	3-1/8	6-1/4	2090-034	60.79	2091-034	68.63
35/64	0.5469	3-1/4	6-1/2	2090-035†	60.79	2091-035†	68.78
9/16	0.5625	3-1/4	6-1/2	2090-036	60.79	2091-036	68.63
37/64	0.5781	3-3/8	6-3/4	2090-037†	69.66	2091-037†	76.43
19/32	0.5938	3-3/8	6-3/4	2090-038	69.66	2091-038	76.43

DIAM.	DECM'L EQUIV	FLUTE LG'TH	OVER. LG'TH	STRAIGHT FLUTE ORDER NO.	STRAIGHT FLUTE PRICE EACH	SPIRAL FLUTE ORDER NO.	SPIRAL FLUTE PRICE EACH
39/64	0.6094	3-1/2	7	2090-039†	$69.66	2091-039†	$76.43
5/8	0.6250	3-1/2	7	2090-040	65.65	2091-040	73.26
21/32	0.6562	3-11/16	7-3/8	2090-042	76.27	2091-042	83.95
43/64	0.6719	3-7/8	7-3/4	–	–	2091-043†	83.95
11/16	0.6875	3-7/8	7-3/4	2090-044	76.27	2091-044	83.95
45/64	0.7031	4-1/16	8-1/8	2090-045†	80.94	2091-045†	87.12
23/32	0.7188	4-1/16	8-1/8	2090-046	80.94	2091-046	83.68
47/64	0.7344	4-3/16	8-3/8	–	–	2091-047†	91.08
3/4	0.7500	4-3/16	8-3/8	2090-048	80.94	2091-048	84.74
25/32	0.7812	4-3/8	8-3/4	–	–	2091-050†	84.74
51/64	0.7969	4-9/16	9-1/8	2090-051†	94.76	–	–
13/16	0.8125	4-9/16	9-1/8	2090-052	93.18	2091-052	100.19
53/64	0.8281	4-11/16	9-3/8	2090-053†	93.18	2091-053†	100.19
27/32	0.8438	4-11/16	9-3/8	–	–	2091-054†	100.19
55/64	0.8594	4-7/8	9-3/4	2090-055†	37.86	2091-055†	100.19
7/8	0.8750	4-7/8	9-3/4	2090-056	100.95	2091-056	108.54
57/64	0.8906	5	10	2090-057†	100.95	2091-057†	108.54
29/32	0.9062	5	10	2090-058†	114.11	2091-058†	121.80
59/64	0.9219	5-1/8	10-1/4	2090-059†	114.11	–	–
15/16	0.9375	5-1/8	10-1/4	2090-060	114.11	2091-060	121.80
61/64	0.9531	5-5/16	10-5/8	2090-061†	136.50	2091-061†	141.57
31/32	0.9688	5-5/16	10-5/8	2090-062†	115.83	2091-062†	121.80
63/64	0.9844	5-7/16	10-7/8	2090-063†	46.14	–	–
1	1.000	5-7/16	10-7/8	2090-064	114.11	2091-064	121.80
1-1/16	1.0625	5-5/8	11-1/4	–	–	2091-068†	133.85
1-1/8	1.1250	5-13/16	11-5/8	2090-072	149.72	2091-072	163.88
1-1/4	1.2500	6-1/8	12-1/4	2090-080	181.38	2091-080	201.63
1-5/16	1.3125	6-1/4	12-1/2	2090-084†	186.45	2091-084†	201.63
1-3/8	1.3750	6-5/16	12-5/8	2090-088	214.93	2091-088	230.63
1-7/16	1.4375	6-7/16	12-7/8	–	–	2091-092†	238.36
1-1/2	1.5000	6-1/2	13	2090-096	253.45	2091-096	276.28

† Limited Quantities

Adjustable Hand Reamers



Pittsburg® ALLEGHANY

3

SIZE	RANGE FOR ADJUST.	OVER. LG'TH	ORDER NO.	PRICE EACH
8/A	1/4 - 9/32	3-1/4	2092-010	$38.89
7/A	9/32 - 5/16	3-1/2	2092-012	38.89
6/A	5/16 - 11/32	4-1/8	2092-014	38.89
5/A	11/32 - 3/8	4-3/8	2092-016	38.89
4/A	3/8 - 13/32	4-3/4	2092-018	40.19
3/A	13/32 - 7/16	5	2092-020	44.48
2/A	7/16 - 15/32	5-1/4	2092-022	44.48
A	15/32 - 17/32	5-1/2	2092-024	47.15
B	17/32 - 19/32	5-3/4	2092-026	47.15
C	19/32 - 21/32	6-1/2	2092-028	49.06
D	21/32 - 23/32	6-3/4	2092-030	51.35

SIZE	RANGE FOR ADJUST.	OVER. LG'TH	ORDER NO.	PRICE EACH
E	23/32 - 25/32	7	2092-032	$ 54.07
F	25/32 - 27/32	7-3/8	2092-034	55.80
G	27/32 - 15/16	8	2092-036	58.58
H	15/16 - 1-1/16	9	2092-038	61.80
I	1-1/16 - 1-3/16	10	2092-040	75.47
J	1-3/16 - 1-11/32	11	2092-042	89.36
K	1-11/32 - 1-1/2	12	2092-044	116.08
L	1-1/2 - 1-13/16	14	2092-046	141.50
M	1-13/16 - 2-7/32	16	2092-048	179.63
N	2-7/32 - 2-3/4	18	2092-050	316.39
O	2-3/4 - 3-11/32	20	2092-052	435.07

Sets

SET RANGE	NO. OF PCS.	ORDER NO.	PRICE EACH
A - H	8	2092-082	$ 424.96
A - K	11	2092-084	705.37
8/A - 5/A	4	2092-086	50.85
4/A - 2/A	3	2092-088	38.20
4/A - M	16	2092-090	349.65

Expansion Hand Reamers

WARNING: This product contains Cobalt and/or Nickel and/or Lead a chemical known to the state of California to cause cancer or birth defects or other reproductive harm. For more information: www.prop65.ca.gov. WARNING: Cutting tools may shatter. Always wear approved safety glasses and mask when regrinding.

Straight & Spiral Flute, High Speed Steel

Pittsburg® ALLEGHANY 2

Straight Flute

DIAM.	FLUTE LENGTH	OVERALL LENGTH	STRAIGHT FLUTE ORDER NO.	STRAIGHT FLUTE PRICE EACH	SPIRAL FLUTE ORDER NO.	SPIRAL FLUTE PRICE EACH
3/16	1-1/8	3-3/8	2093-012	POA	2094-012	POA
7/32	1-3/16	3-1/2	2093-014	$70.13	2094-014	POA
1/4	1-7/16	3-7/8	2093-016	POA	2094-016	POA
9/32	1-3/4	4	2093-018	71.78	2094-018	$78.92
5/16	1-3/4	4	2093-020	71.78	2094-020	78.92
11/32	1-3/4	4-1/4	2093-022	82.09	2094-022	86.59
3/8	1-3/4	4-1/4	2093-024	82.09	2094-024	89.19
13/32	1-3/4	4-1/2	2093-026	84.40	2094-026	92.14
7/16	1-3/4	4-1/2	2093-028	85.76	2094-028	93.65
15/32	1-13/16	5	2093-030	87.00	2094-030	95.00
1/2	1-13/16	5	2093-032	86.13	2094-032	94.06
17/32	2-1/8	5-1/2	2093-034	91.33	2094-034	99.74
9/16	2-1/8	5-1/2	2093-036	94.05	2094-036	102.70
19/32	2-1/2	6	2093-038	99.88	2094-038	109.20
5/8	2-1/2	6	2093-040	101.89	2094-040	110.81
21/32	2-1/2	6-1/4	2093-042	111.25	2094-042	123.50
11/16	2-1/2	6-1/4	2093-044	116.33	2094-044	127.02
23/32	2-11/16	6-9/16	2093-046	126.50	2094-046	137.80
3/4	2-11/16	6-9/16	2093-048	128.70	2094-048	140.54
25/32	3-1/16	7-1/16	2093-050	144.79	2094-050	158.11
13/16	3-1/16	7-1/16	2093-052	144.79	2094-052	158.11
27/32	3-5/16	7-1/2	2093-054	155.93	2094-054	170.27
7/8	3-5/16	7-1/2	2093-056	155.93	2094-056	170.27
29/32	3-9/16	7-7/8	2093-058	178.20	2094-058	194.60
15/16	3-9/16	7-7/8	2093-060	178.20	2094-060	194.60
31/32	3-3/4	8-3/8	2093-062	189.75	2094-062	207.21
1	3-3/4	8-3/8	2093-064	189.75	2094-064	207.21
1-1/32	4	8-11/16	2093-066	198.00	2094-066	216.22
1-1/16	4	8-11/16	2093-068	198.00	2094-068	216.22
1-3/32	4-1/8	9	2093-070	214.50	2094-070	234.23

Spiral Flute

DIAM.	FLUTE LENGTH	OVERALL LENGTH	STRAIGHT FLUTE ORDER NO.	STRAIGHT FLUTE PRICE EACH	SPIRAL FLUTE ORDER NO.	SPIRAL FLUTE PRICE EACH
1-1/8	4-1/8	9	2093-072	$214.50	2094-072	$234.23
1-5/32	4-1/4	9-3/8	2093-074	225.00	2094-074	238.75
1-3/16	4-1/4	9-3/8	2093-076	218.63	2094-076	238.75
1-7/32	4-3/8	9-3/4	2093-078	231.25	2094-078	253.50
1-1/4	4-3/8	9-3/4	2093-080	224.40	2094-080	245.05
1-9/32	4-1/2	10-1/8	2093-082	262.50	2094-082	286.00
1-5/16	4-1/2	10-1/8	2093-084	235.13	2094-084	256.76
1-11/32	4-9/16	10-1/2	2093-086	262.50	2094-086	286.00
1-3/8	4-9/16	10-1/2	2093-088	255.75	2094-088	292.24
1-13/32	4-3/4	10-7/8	2093-090	293.75	2094-090	325.00
1-7/16	4-3/4	10-7/8	2093-092	280.50	2094-092	306.31
1-15/32	4-13/16	11-1/8	2093-094	321.75	2094-094	339.30
1-1/2	4-13/16	11-1/8	2093-096	321.75	2094-096	351.35
1-9/16	4-7/8	11-1/4	2093-100	339.08	2094-100	377.00
1-5/8	4-7/8	11-1/2	2093-104	348.15	2094-104	POA
1-11/16	4-7/8	11-5/8	2093-108	400.95	2094-108	433.29
1-3/4	5	11-7/8	2093-112	400.95	2094-112	437.84
1-13/16	5	12-1/16	2093-116	437.25	2094-116	477.48
1-7/8	5	12-1/4	2093-120	437.25	2094-120	477.48
1-15/16	5	12-3/8	2093-124	511.50	2094-124	558.56
2	5	12-9/16	2093-128	511.50	2094-128	367.70
2-1/8	5-1/8	13-1/4	2093-136	1312.50	2094-136	1417.00
2-1/4	5-1/8	13-1/2	2093-144	1375.00	2094-144	POA
2-3/8	5-1/4	14	2093-152	1437.50	2094-152	1560.00
2-1/2	5-3/8	14-1/2	2093-160	1487.50	2094-160	1623.70
2-5/8	5-1/2	15	2093-168	1531.25	2094-168	POA
2-3/4	5-3/4	15-1/2	2093-176	1625.00	2094-176	POA
2-7/8	5-3/4	15-1/2	2093-184	1687.50	2094-184	POA
3	6	16-1/2	2093-192	1875.00	2094-192	POA

Jig Borer Reamers - RHS-RHC

Straight Shank, High Speed Steel

Pittsburg® ALLEGHANY 1



SIZES	DEC. EQUIV.	SHANK DIAM.	OVER. LG'TH	NO. OF FLUTES	ORDER NO.	PRICE EACH
1/8	.1250	3/8	2-9/16	4	2220-408	POA
5/32	.1562	3/8	2-9/16	4	2220-410	POA
3/16	.1875	3/8	2-13/16	4	2220-412	POA
7/32	.2188	3/8	2-13/16	4	2220-414	POA
1/4	.2500	3/8	3-5/16	4	2220-416	POA
9/32	.2812	3/8	3-5/16	4	2220-418	POA
5/16	.3125	3/8	3-9/16	6	2220-420	POA
11/32	.3438	3/8	3-9/16	6	2220-422	POA
3/8	.3750	3/8	3-9/16	6	2220-424	POA
13/32	.4062	1/2	4-5/16	6	2220-426	POA

SIZES	DEC. EQUIV.	SHANK DIAM.	OVER. LG'TH	NO. OF FLUTES	ORDER NO.	PRICE EACH
7/16	.4375	1/2	4-5/16	6	2220-428	POA
15/32	.4688	1/2	4-5/16	6	2220-430	POA
1/2	.5000	1/2	4-5/16	6	2220-432	POA
9/16	.5625	1/2	4-5/16	6	2220-436	POA
5/8	.6250	1/2	4-5/16	6	2220-440	POA
11/16	.6875	1/2	4-5/16	6	2220-444	POA
3/4	.7500	1/2	4-5/16	8	2220-448	$225.30
13/16	.8125	1/2	4-5/16	8	2220-452	POA
7/8	.8750	1/2	4-5/16	8	2220-456	POA
15/16	.9375	1/2	4-5/16	8	2220-460	293.50
1	1.0000	1/2	4-5/16	8	2220-464	POA

Construction Reamers

3

WARNING: This product contains Cobalt and/or Nickel and/or Lead a chemical known to the state of California to cause cancer or birth defects or other reproductive harm. For more information: www.prop65.ca.gov. **WARNING:** Cutting tools may shatter. Always wear approved safety glasses and mask when regrinding.

Pittsburg® Spiral Flute

Allegiance® American Made Spiral Flute



Allegiance® American Made Spiral Flute - High Performance

Pittsburg® Hi-Spiral Flute

Allegiance® American Made Hi-Spiral Flute

Allegiance® American Made Hi-Spiral Flute - High Performance

The Ultra High Performance Round Shank Taper Reamer has a Ferritic Nitro Carburizing treatment, giving a surface hardness of RC 75-80 without increasing brittleness, versus a normal hardness of RC 63-66. The bronze and black surface provides additional lubricity.

					Pittsburg® Allegheny				Allegiance® American Made				Allegiance® American Made High Performance			
					Spiral Flute		Hi-Spiral Flute		Spiral Flute		Hi-Spiral Flute		Spiral Flute		Hi-Spiral Flute	
Diam.	Shank Diam.	Shank Lg'th	Flute Lg'th	Over. Lg'th	Order No.	Price Each	Order No.	Price Each	Order No.	Price Each	Order No.	Price Each	Order No.	Price Each	Order No.	Price Each
1/4	1/4	1-1/2	2-1/2	4-3/8	2161-116	$17.11	2161-216	$17.11	2160-912	$64.23	2161-012	$64.60	2161-412	$78.35	2161-512	$67.65
5/16	5/16	1-1/2	2-3/4	4-5/8	2161-120	17.11	2161-220	17.11	2160-920	64.23	2161-020	79.90	2161-420	80.65	2161-520	89.20
3/8	3/8	1-1/2	2-3/4	4-5/8	2161-124	17.11	2161-224	17.11	2160-924	64.23	2161-024	79.90	2161-424	55.00	2161-524	61.25
7/16	7/16	1-1/2	3-1/2	5-3/8	2161-128	20.12	2161-228	20.12	2160-928	66.55	2161-028	89.20	2161-428	89.20	2161-528	96.95
1/2	1/2	1-1/2	4	5-7/8	2161-132	20.12	2161-232	20.12	2160-932	66.55	2161-032	96.95	2161-432	62.35	2161-532	69.00
9/16	1/2	1-1/2	4	5-7/8	2161-136	21.17	2161-236	80.90	2160-936	74.12	2161-036	65.60	2161-436	100.85	2161-536	72.95
5/8	1/2	1-1/2	4-1/2	6-3/8	2161-140	23.32	2161-240	23.32	2160-940	77.14	2161-040	75.05	2161-440	73.60	2161-540	83.00
21/32	1/2	1-1/2	4-1/2	6-3/8	–	–	–	–	2160-942	113.25	2161-042	84.15	2161-442	125.65	2161-542	137.30
11/16	1/2	1-1/2	4-1/2	6-3/8	2161-144	25.67	2161-244	25.67	2160-944	85.84	2161-044	121.00	2161-444	125.65	2161-544	92.35
3/4	1/2	1-1/2	5	6-7/8	2161-148	31.49	2161-248	31.49	2160-948	102.78	2161-048	145.85	2161-448	96.55	2161-548	106.25
25/32	1/2	1-1/2	5	6-7/8	–	–	–	–	2160-950	133.40	2161-050	145.85	2161-450	149.70	2161-550	166.00
13/16	1/2	1-1/2	5	6-7/8	2161-152	34.12	2161-252	34.12	2160-952	103.61	2161-052	145.85	2161-452	96.55	2161-552	166.00
7/8	1/2	1-1/2	5	6-7/8	2161-156	37.87	2161-256	130.39	2160-956	101.07	2161-056	166.00	2161-456	109.00	2161-556	119.15
15/16	1/2	1-1/2	5	6-7/8	2161-160	39.02	2161-260	39.02	2160-960	116.31	2161-060	166.00	2161-460	169.85	2161-560	119.15
1	1/2	1-1/2	5	6-7/8	2161-164	43.30	2161-264	43.30	2160-964	135.97	2161-064	128.80	2161-464	129.90	2161-564	217.95
1-1/16	1/2	1-1/2	5	6-7/8	2161-168	47.58	2161-268	47.58	2160-968	158.82	2161-068	162.50	2161-468	148.90	2161-568	250.55
1-1/8	3/4	1-1/2	4-1/2	6-7/8	–	–	–	–	–	–	–	–	2161-472	173.85	2161-572	294.75
1-3/16	3/4	1-1/2	4-1/4	6-7/8	–	–	–	–	–	–	–	–	2161-476	190.95	2161-576	322.65
1-1/4	3/4	1-1/2	4-1/4	6-7/8	–	–	–	–	–	–	–	–	2161-480	204.40	2161-580	219.75
1-5/16	3/4	1-1/2	4-1/4	6-7/8	–	–	–	–	–	–	–	–	2161-484	342.85	2161-584	383.15
1-3/8	3/4	1-1/2	4-1/4	6-7/8	–	–	–	–	–	–	–	–	2161-488	405.70	2161-588	340.50
1-7/16	3/4	1-1/2	4-1/4	6-7/8	–	–	–	–	–	–	–	–	2161-492	415.75	2161-592	448.35
1-1/2	3/4	1-1/2	4-1/4	6-7/8	–	–	–	–	–	–	–	–	2161-496	321.85	2161-596	488.65

Erector Reamers

3

Pittsburg® Hex Shank

Allegiance® American Made Black Oxide

Allegiance® American Made Safety Spiral Flute

The Safety First Erector Reamer is magnetic, which secures the reamer in sockets.

				Pittsburg® Allegheny		Allegiance® American Made Spiral Flute		Safety Spiral Flute	
Reamer Dia.	Hex Shank Inches	Flute Lg'th	Over. Lg'th	Order No.	Price Each	Order No.	Price Each	Order No.	Price Each
11/16	1-1/16	4-1/2	6-1/2	2161-344	$37.98	2161-644	$117.16	2161-744	$161.35
3/4	1-1/4	5"	7"	–	–	2161-648	114.18	2161-748	118.45
13/16	1-1/4	5"	7"	2161-352	39.36	2161-652	142.73	2161-752	193.90
7/8	1-7/16	5"	7"	–	–	2161-656	110.26	2161-756	133.65
15/16	1-7/16	5"	7"	2161-360	42.08	2161-660	158.40	2161-760	217.95
1"	1-7/16	5"	7"	–	–	2161-664	150.00	2161-764	160.35
1-1/16	1-5/8	5"	7"	2161-368	55.69	2161-668	212.86	2161-768	177.25
1-1/8	1-5/8	5"	7"	–	–	2161-672	192.10	2161-772	204.20
1-3/16	1-13/16	5"	7"	–	–	2161-676	294.00	2161-776	355.25
1-1/4	1-13/16	5"	7"	–	–	2161-680	235.20	2161-780	235.30
1-5/16	2"	5"	7-7/8	–	–	2161-684	263.25	2161-784	423.50

Bridge Reamers – High Speed Steel

WARNING: This product contains Cobalt and/or Nickel and/or Lead a chemical known to the state of California to cause cancer or birth defects or other reproductive harm. For more information: www.prop65.ca.gov. **WARNING:** Cutting tools may shatter. Always wear approved safety glasses and mask when regrinding.

Straight Flute – Taper Shank

Spiral Flute – Taper Shank

DIAM.	FLUTE LENGTH	OVER-ALL LENGTH	TAPER SHANK NO.	STRAIGHT FLUTE ORDER NO.	STRAIGHT FLUTE PRICE EACH	SPIRAL FLUTE ORDER NO.	SPIRAL FLUTE PRICE EACH
13/32	4-3/8	8-1/4	2	2170-262	$21.25	2180-262	$19.40
7/16	4-3/8	8-1/4	2	2170-282	21.25	2180-282	19.40
15/32	5-1/8	9	2	2170-302	22.40	2180-302	21.20
1/2	5-1/8	9	2	2170-322	22.40	2180-322	21.20
17/32	5-1/8	9	2	2170-342	22.95	2180-342	22.25
9/16	5-1/8	9	2	2170-362	22.95	2180-362	22.25
19/32	6-1/8	10	2	2170-382†	17.40	2180-382†	17.55
5/8	6-1/8	10	2	2170-402	24.85	2180-402	25.10
21/32	6-1/8	10	2	2170-422†	18.25	–	–
21/32	7-1/8	11-3/4	3	–	–	2180-423†	21.55
11/16	7-1/8	11-3/4	3	2170-443	28.95	2180-443	30.80
23/32	7-3/8	12	3	2170-463†	21.85	–	–
3/4	7-3/8	12	3	2170-483	31.20	2180-483	33.60
25/32	7-3/8	12	3	2170-503†	23.30	–	–
13/16	7-3/8	12	3	2170-523	33.30	2180-523	34.85
27/32	7-3/8	12	3	2170-543†	27.15	2180-543†	28.15
7/8	7-3/8	12	3	2170-563	38.75	2180-563	40.20
29/32	7-3/8	12	3	2170-583†	26.40	2180-583†	28.35
15/16	7-3/8	12	3	2170-603	37.75	2180-603	40.50
31/32	7-3/8	12	3	2170-623†	30.45	–	–
1	7-3/8	12	3	2170-643	43.50	2180-643	$46.30
1-1/16	7-3/8	12	3	2170-683	48.00	2180-683	51.10
1-1/8	7-3/8	12	3	2170-723	53.70	2180-723	57.05
1-3/16	7-3/8	12	3	2170-763	59.85	2180-763	62.80
1-1/4	7-3/8	13	4	2170-804	65.75	2180-804	68.55
1-5/16	7-3/8	13	4	2170-844	75.80	2180-844	80.05
1-3/8	7-3/8	13	4	2170-884	78.75	2180-884	81.90
1-7/16	7-3/8	13	4	2170-924	82.35	2180-924	85.65
1-1/2	7-3/8	13	4	2170-964	87.20	2180-964	92.10
1-9/16	7-3/8	13	4	2171-004	114.13	2181-004	126.10
1-5/8	7-3/8	13	4	2171-044	114.13	2181-044	129.70
1-11/16	7-3/8	13	4	2171-084	120.01	2181-084	145.55
1-3/4	7-3/8	13	4	2171-124	145.19	2181-124	161.40
1-13/16	7-3/8	13	4	2171-164	145.19	2181-164	165.60
1-7/8	7-3/8	13	4	2171-204	145.19	2181-204	168.40
1-15/16	7-3/8	13	4	2171-244	167.84	2181-244	187.30
2	7-3/8	13	4	2171-282	167.84	2181-284	192.35

† Limited Quantities

Diameters through 4-1/2" Available On Request

Die Maker's Reamers

High Speed Steel

WARNING: This product contains Cobalt and/or Nickel and/or Lead a chemical known to the state of California to cause cancer or birth defects or other reproductive harm. For more information: www.prop65.ca.gov. WARNING: Cutting tools may shatter. Always wear approved safety glasses and mask when regrinding.

Pittsburg® ALLEGHANY

1

SIZE	DIAM. LARGE END	DIAM. SMALL END	FLUTE LG'TH	OVER. LG'TH	ORDER NO.	PRICE EACH
AAA	.070	.055	1-1/8	2-1/4	2220-099	$16.20
AA	.080	.065	1-1/8	2-1/4	2220-100	15.26
A	.090	.075	1-1/8	2-1/4	2220-101	14.66
C	.113	.095	1-3/8	2-1/2	2220-103	13.05
F	.148	.125	1-3/4	3	2220-106	9.24
G	.158	.135	1-3/4	3	2220-107	9.24
H	.169	.145	1-7/8	3-1/4	2220-108	10.89
I	.184	.160	1-7/8	3-1/4	2220-109	10.89
K	.219	.190	2-1/4	3-1/2	2220-111	13.20
L	.234	.205	2-1/4	3-1/2	2220-112	13.20
M	.252	.220	2-1/2	4	2220-113	13.20
N	.274	.235	3	4-1/2	2220-114	15.42

SIZE	DIAM. LARGE END	DIAM. SMALL END	FLUTE LG'TH	OVER. LG'TH	ORDER NO.	PRICE EACH
O	.296	.250	3-1/2	5	2220-115	$16.29
P	.327	.275	4	5-1/2	2220-116	18.56
Q	.358	.300	4-1/2	6	2220-117	19.27
R	.397	.335	4-3/4	6-1/2	2220-118	19.98
S	.425	.370	5	6-3/4	2220-119	20.72
T	.473	.405	5-1/4	7	2220-120	22.60
U	.511	.440	5-1/2	7-1/4	2220-121	23.44
V	.564	.483	6-1/4	8-3/8	2220-122	24.43
W	.613	.525	6-3/4	8-3/4	2220-123	27.73
X	.688	.574	7-1/4	9-1/2	2220-124	29.33
Y	.730	.629	7-3/4	10	2220-125	34.28
Z	.806	.699	8-1/4	10-1/2	2220-126	38.57

Jobber Reamers - Taper Shank

Straight & Spiral Flutes, High Speed Steel

Pittsburg® ALLEGHANY

2

Straight Flute

Spiral Flute

DIAM.	DECM'L EQUIV.	FLUTE LG'TH	OVER. LG'TH	SHANK NO.	STRAIGHT FLUTE ORDER NO.	STRAIGHT FLUTE PRICE EACH	SPIRAL FLUTE ORDER NO.	SPIRAL FLUTE PRICE EACH
1/4	.2500	2	5-3/16	1	2130-161	$41.40	2140-161	$47.61
17/64	.2656	2	5-3/16	1	2130-171	12.57	–	–
9/32	.2812	2	5-3/16	1	2130-181	43.61	2140-181	12.57
19/64	.2967	2-1/4	5-1/2	1	2130-191	12.57	–	–
5/16	.3125	2-1/4	5-1/2	1	2130-201	43.11	2140-201	43.11
21/64	.3281	2-1/4	5-1/2	1	2130-211	13.06	–	–
11/32	.3438	2-1/4	5-1/2	1	2130-221	45.86	2140-221	13.06
23/64	.3594	2-1/2	5-13/16	1	2130-231	13.06	–	–
3/8	.3750	2-1/2	5-13/16	1	2130-241	49.88	2140-241	13.06
25/64	.3906	2-1/2	5-13/16	1	2130-251	13.06	–	–
13/32	.4063	2-1/2	5-13/16	1	2130-261	52.05	2140-261	13.06
27/64	.4219	2-3/4	6-1/8	1	2130-271	13.06	–	–
7/16	.4375	2-3/4	6-1/8	1	2130-281	56.32	2140-281	56.32
29/64	.4531	2-3/4	6-1/8	1	2130-291	14.11	–	–
15/32	.4688	2-3/4	6-1/8	1	2130-301	52.61	2140-301	14.11
31/64	.4844	3	6-7/16	1	2130-311	15.05	–	–
1/2	.5000	3	6-7/16	1	2130-321	56.32	2140-321	15.05
33/64	.5156	3	6-7/16	1	2130-331	15.88	–	–
17/32	.5312	3	6-7/16	1	2130-341	58.14	2140-341	15.88
35/64	.5469	3-1/4	6-3/4	1	2130-351	17.26	–	–
9/16	.5625	3-1/4	6-3/4	1	2130-361	63.76	2140-361	17.26
37/64	.5781	3-1/4	6-3/4	1	2130-371	18.47	–	–
19/32	.5938	3-1/4	6-3/4	1	2130-381	65.19	2140-381	18.47
39/64	.6094	3-1/4	6-3/4	1	2130-391	19.08	–	–
5/8	.6250	3-1/2	7-9/16	2	2130-402	66.42	–	–
21/32	.6562	3-1/2	7-9/16	2	2130-422	70.58	2140-422	19.95
11/16	.6875	3-7/8	8	2	2130-442	77.42	2140-442	89.03

DIAM.	DECM'L EQUIV.	FLUTE LG'TH	OVER. LG'TH	SHANK NO.	STRAIGHT FLUTE ORDER NO.	STRAIGHT FLUTE PRICE EACH	SPIRAL FLUTE ORDER NO.	SPIRAL FLUTE PRICE EACH
23/32	.7188	3-7/8	8	2	2130-462	$64.06	2140-462	$21.16
47/64	.7344	4-3/16	8-3/8	2	2130-472	22.26	–	–
3/4	.7500	4-3/16	8-3/8	2	–	–	2140-482	22.26
25/32	.7812	4-3/16	8-3/8	2	2130-502	73.35	–	–
13/16	.8125	4-9/16	8-13/16	2	2130-522	86.94	2140-522	99.98
27/32	.8438	4-9/16	8-13/16	2	2130-542	78.92	2140-542	24.20
55/64	.8594	4-9/16	8-13/16	2	2130-552	28.44	–	–
7/8	.8750	4-7/8	9-3/16	2	–	–	2140-562	28.44
29/32	.9062	4-7/8	9-3/16	2	2130-582	31.48	–	–
59/64	.9219	5-1/8	10	3	2130-593	31.48	–	–
15/16	.9375	5-1/8	10	3	2130-603	102.47	2140-603	31.48
61/64	.9331	5-1/8	10	3	2130-613	34.84	–	–
31/32	.9688	5-1/8	10	3	2130-623	34.84	–	–
63/64	.9844	5-1/8	10	3	2130-633	34.84	–	–
1	1.0000	5-7/16	10-3/8	3	–	–	2140-643	135.07
1-3/16	1.1875	6	11-1/8	3	–	–	2140-763	45.97
1-7/16	1.4375	6-7/16	13	4	–	–	2140-924	63.67

Special Reamers From Prints Are Our Specialty!

Taper Reamers

WARNING: This product contains Cobalt and/or Nickel and/or Lead a chemical known to the state of California to cause cancer or birth defects or other reproductive harm. For more information: www.prop65.ca.gov. WARNING: Cutting tools may shatter. Always wear approved safety glasses and mask when regrinding.

Repairman's Taper Reamers - Carbon Steel

REAMER NO.	OVER-ALL LG'TH	DIAM. LARGE END	DIAM. SMALL END	ORDER NO.	PRICE EACH [2]
T-5	5-1/2	1/2	1/8	2220-280	$25.66
135	5-1/2	1/2	1/8	2220-282	30.37

Type T-5

Type 135

Machine Taper Reamers - Taper Shank High Speed Steel

Straight Flute

Spiral Flute

† Limited Quantities

SIZE	DIAM. LARGE END	DIAM. SMALL END	FLUTE LG'TH	OVER-ALL LG'TH	MORSE TAPER SHANK	STRAIGHT FLUTE ORDER NO.	STRAIGHT FLUTE PRICE EACH [2]	SPIRAL FLUTE ORDER NO.	SPIRAL FLUTE PRICE EACH
0	.3674	.2503	2-1/4	5-11/32	0	2220-240	$67.52	–	–
1	.5170	.3674	3	6-5/16	1	2220-241	71.87	–	–
2	.7444	.5696	3-1/2	7-3/8	2	2220-242	89.67	2220-262†	$30.23
3	.9881	.7748	4-1/4	8-7/8	3	2220-243	124.87	2220-263†	41.78
4	1.2893	1.0167	5-1/4	10-7/8	4	2220-244	195.29	2220-264†	65.93
5	1.8005	1.4717	6-1/4	13-1/8	5	2220-245	386.78	2220-265†	134.55

Morse Taper Reamers - Square Shank High Speed Steel

Finishing

Roughing

SIZE	DIAM. LARGE END	DIAM. SMALL END	FLUTE LG'TH	OVER. LG'TH	FINISH STR. FLUTE ORDER NO.	FINISH STR. FLUTE PRICE EACH [2]	ROUGH STR. FLUTE ORDER NO.	ROUGH STR. FLUTE PRICE EACH
0	.3674	.2503	2-1/4	3-3/4	2220-200	$51.92	2220-210	$22.40
1	.5170	.3674	3	5	2220-201	67.78	2220-211	28.35
2	.7444	.5696	3-1/2	6	2220-202	81.51	2220-212	33.60
3	.9881	.7748	4-1/4	7-1/4	2220-203	118.85	2220-213	49.00
4	1.2893	1.0167	5-1/4	8-1/2	2220-204	175.89	2220-214	71.85
5	1.8005	1.4717	6-1/4	9-3/4	2220-205	334.62	2220-215	138.05
6	2.555	2.112	8-1/2	12-1/4	2220-206	712.14	2220-216	298.47

Burring Reamers

Carbon Steel

232 – 234

2† – 3†

241† – 244†

ORDER NO.	DESCRIPTION	NO.	CAPACITY PIPE INCHES	DIAM. AT POINT	PRICE EACH [2]
2223-106	Spiral Fluted	232	1/8 – 1	3/16	$19.67
2223-108	1/2" Round	233	1/4 – 1-1/4	1/4	23.87
2223-110	Shank	234	1/4 – 2	1/4	40.23
2223-120	Spiral Fluted	254	1/4 – 2	1/4	53.49
2223-122	T-Handle Shank	257	1-1/2 – 3-1/2	1-1/2	252.37
2223-100†	Straight	2	1/8 – 1	3/16	11.16
2223-102†	Fluted Bit	3	1/4 – 1-1/4	1/4	13.50
2223-112†	Spiral Fluted	241	1/8 – 1/2	3/16	14.52
2223-114†	Bit Brace	242	1/8 – 1	3/16	17.94
2223-116†	Shank	243	1/4 – 1-1/4	1/4	22.56

† Limited Quantities

Counterbores – Short Set, Interchangeable Pilot – Short Set, High Speed Steel & Carbide Tipped

WARNING: This product contains Cobalt and/or Nickel and/or Lead a chemical known to the state of California to cause cancer or birth defects or other reproductive harm. For more information: www.prop65.ca.gov. **WARNING:** Cutting tools may shatter. Always wear approved safety glasses and mask when regrinding.

Straight Shank

Taper Shank

3

MADE IN USA

Straight Shank

3 2

MADE IN USA

Taper Shank

2 2

					Pittsburg® HIGH SPEED STEEL					USA STEEL		USA - CARBIDE TIPPED CAST IRON		CAST IRON		
				RANGE	STRAIGHT SHANK		TAPER SHANK			STRAIGHT SHANK		STRAIGHT SHANK		TAPER SHANK		
DIAM.	OVERALL LENGTH	NO. OF FLUTES	HOLE DIAM.	OF PILOT SIZES	ORDER NO.	PRICE EACH	TAPER SHANK	ORDER NO.	PRICE EACH	ORDER NO.	PRICE EACH	ORDER NO.	PRICE EACH	TAPER SHANK	ORDER NO.	PRICE EACH
3/16	3	3	3/32	1/8 – 3/16	2230-012	$28.80	1	2231-012	POA	–	–	–	–	–	–	–
13/64	3	3	3/32	1/8 – 3/16	2230-013	28.80	1	2231-013	POA	–	–	–	–	–	–	–
7/32	3	3	3/32	1/8 – 7/32	2230-014	28.80	1	2231-014	POA	–	–	–	–	–	–	–
15/64	3-13/16	3	3/32	1/8 – 7/32	2230-015	31.10	1	2231-015	POA	–	–	–	–	–	–	–
1/4	3-13/16	3	3/32	1/8 – 3/16	2230-016	30.15	1	2231-016	$ 32.58	1951-016	$ 110.85	1952-016	$ 149.16	1	1953-016	$ 149.16
17/64	3-13/16	3	3/32	1/8 – 1/14	2230-017	31.10	1	2231-017	21.21	–	–	–	–	–	–	–
9/32	3-13/16	3	3/32	1/8 – 7/32	2230-018	30.15	1	2231-018	33.48	–	–	–	–	–	–	–
19/64	3-13/16	3	3/32	1/8 – 9/32	2230-019	31.97	–	–	–	–	–	–	–	–	–	–
5/16	3-13/16	3	3/32	1/8 – 1/4	2230-020	30.96	1	2231-020	33.48	1951-020	113.95	1952-020	163.15	1	1953-020	163.15
21/64	3-13/16	3	3/32	1/8 – 5/16	2230-021	31.68	1	2231-021	21.74	–	–	–	–	–	–	–
11/32	3-13/16	3	3/32	1/8 – 9/32	2230-022	31.68	1	2231-022	33.48	–	–	–	–	–	–	–
23/64	3-13/16	3	3/32	1/8 – 11/32	2230-023	31.68	1	2231-023	21.74	–	–	–	–	–	–	–
3/8	4-1/16	3	5/32	3/16 – 5/16	2230-024	31.68	1	2231-024	33.48	1951-024	117.65	1952-024	168.36	1	1953-024	168.36
25/64	4-1/16	3	5/32	3/16 – 3/18	2230-025	32.63	1	2231-025	23.00	–	–	–	–	–	–	–
13/32	4-1/16	3	5/32	3/16 – 11/32	2230-026	33.70	1	2231-026	35.55	–	–	–	–	–	–	–
27/64	4-1/16	3	5/32	3/16 – 13/32	2230-027	33.70	1	2231-027	23.00	–	–	–	–	–	–	–
7/16	4-1/16	3	5/32	3/16 – 3/8	2230-028	33.70	1	2231-028	35.55	1951-028	120.80	1952-028	172.99	1	1953-028	172.99
29/64	4-5/16	3	3/16	3/16 – 7/16	2230-029	37.80	1	2231-029	24.21	–	–	–	–	–	–	–
15/32	4-5/16	3	3/16	1/4 – 13/32	2230-030	35.37	1	2231-030	37.26	–	–	–	–	–	–	–
31/64	4-5/16	3	3/16	3/16 – 15/32	2230-031	35.37	1	2231-031	24.21	–	–	–	–	–	–	–
1/2	4-5/16	3	3/16	1/4 – 7/16	2230-032	35.37	1	2231-032	37.26	1951-032	133.35	1952-032	190.91	1	1953-032	190.91
17/32	4-5/16	3	3/16	1/4 – 15/32	2230-034	39.33	1	2231-034	41.63	–	–	–	–	–	–	–
9/16	4-5/16	3	3/16	1/4 – 1/2	2230-036	39.33	1	2231-036	41.63	1951-036	130.90	1952-036	194.49	1	1953-036	194.49
19/32	5-1/8	3	3/16	1/4 – 17/32	2230-038	42.08	1	2231-038	44.91	–	–	–	–	–	–	–
5/8	5-1/8	3	3/16	1/4 – 9/16	2230-040	42.08	2	2231-040	44.91	1951-040	134.40	1952-040	199.69	2	1953-040	199.69
21/32	5-1/8	3	3/16	1/4 – 19/32	2230-042	46.44	2	2231-042	48.51	–	–	–	–	–	–	–
11/16	5-1/8	3	3/16	1/4 – 5/8	2230-044	46.44	2	2231-044	48.51	1951-044	141.80	1952-044	210.69	2	1953-044	210.69
23/32	5-3/8	3	1/4	5/16 – 21/32	2230-046	48.33	2	2231-046	50.27	–	–	–	–	–	–	–
3/4	5-3/8	3	1/4	5/16 – 11/16	2230-048	48.33	2	2231-048	50.27	1951-048	144.25	1952-048	214.27	2	1953-048	214.27
25/32	5-3/8	3	1/4	5/16 – 23/32	2230-050	51.08	2	2231-050	53.42	–	–	–	–	–	–	–
13/16	5-3/8	3	1/4	5/16 – 3/4	2230-052	49.41	2	2231-052	53.42	1951-052	146.80	1952-052	218.08	2	1953-052	218.08
27/32	5-3/8	3	1/4	5/16 – 25/32	2230-054	54.23	2	2231-054	55.48	–	–	–	–	–	–	–
7/8	5-3/8	3	1/4	5/16 – 13/16	2230-056	51.84	2	2231-056	55.48	1951-056	154.25	1952-056	229.19	2	1953-056	229.19
29/32	6-1/8	3	1/4	5/16 – 27/32	2230-058	54.45	2	2231-058	58.62	–	–	–	–	–	–	–
15/16	6-1/8	3	1/4	5/16 – 7/8	2230-060	54.45	3	2231-060	58.62	1951-060	158.40	1952-060	235.44	3	1953-060	235.44
31/32	6-3/8	3	5/16	3/8 – 29/32	2230-062	64.89	3	2231-062	66.99	–	–	–	–	–	–	–
1	6-3/8	3	5/16	3/8 – 15/16	2230-064	64.89	3	2231-064	87.09	1951-064	168.25	1952-064	240.86	3	1953-064	246.34
1-1/16	6-3/8	3	5/16	3/8 – 1	2230-068	73.26	3	2231-068	103.42	1951-068	170.50	1952-068	243.99	3	1953-068	253.24
1-1/8	6-3/8	3	5/16	3/8 – 1-1/16	2230-072	73.26	3	2231-072	103.42	1951-072	175.80	1952-072	251.73	3	1953-072	261.22
1-3/16	6-3/8	3	5/16	3/8 – 1-1/8	2230-076	79.38	3	2231-076	106.15	1951-076	181.80	1952-076	260.29	3	1953-076	270.12
1-1/4	6-5/8	5	3/8	7/16 – 1-3/16	2230-080	92.12	3	2231-080	138.80	1951-080	202.20	1952-080	289.43	3	1953-080	331.38
1-5/16	6-5/8	5	3/8	7/16 – 1-1/4	2230-084	106.38	3	2231-084	138.80	1951-084	216.65	1952-084	310.24	3	1953-084	355.23
1-3/8	6-5/8	5	3/8	7/16 – 1-5/16	2230-088	106.38	3	2231-088	138.80	1951-088	227.05	1952-088	325.05	3	1953-088	372.21
1-7/16	7-7/8	5	3/8	7/16 – 1-3/8	2230-092	110.26	4	2231-092	148.01	1951-092	252.50	1952-092	361.59	4	1953-092	414.05
1-1/2	7-7/8	5	3/8	7/16 – 1-7/16	2230-096	119.26	4	2231-096	155.48	1951-096	290.55	1952-096	400.91	4	1953-096	459.10
1-9/16	8-1/8	5	7/16	1/2 – 1-1/2	2230-100	145.28	4	2231-100	188.86	1951-100	312.20	1952-100	411.21	4	1953-100	470.96
1-5/8	8-1/8	5	7/16	1/2 – 1-9/16	2230-104	161.38	4	2231-104	212.24	1951-104	317.80	1952-104	418.60	4	1953-104	479.39
1-11/16	8-1/8	5	7/16	1/2 – 1-5/8	2230-108	171.18	4	2231-108	224.29	–	–	1952-108	500.82	4	1953-108	573.55
1-3/4	8-1/8	5	7/16	1/2 – 1-11/16	2230-112	173.88	4	2231-112	228.74	1951-112	380.25	1952-112	500.82	4	1953-112	573.55
1-13/16	8-1/8	5	7/16	1/2 – 1-3/4	2230-116	182.34	4	2231-116	250.50	–	–	1952-116	592.75	4	1953-116	678.83
1-7/8	8-1/8	5	7/16	1/2 – 1-13/16	2230-120	190.52	4	2231-120	250.50	–	–	1952-120	592.75	4	1953-120	678.83
1-15/16	8-1/8	5	7/16	1/2 – 1-7/8	2230-124	208.00	4	2231-124	273.00	–	–	1952-124	647.69	4	1953-124	491.75
2	8-3/8	5	1/2	9/16 – 1-15/16	2230-128	215.64	4	2231-128	282.91	1951-128	491.75	1952-128	647.69	4	1953-128	491.75
2-1/8	9-7/8	5	1/2	9/16 – 2-1/16	2230-136	272.16	5	2231-136	353.81	–	–	–	–	–	–	–
2-1/4	9-7/8	5	1/2	9/16 – 2-3/16	2230-144	284.40	5	2231-144	375.57	–	–	–	–	–	–	–
2-3/8	9-7/8	5	1/2	9/16 – 2-5/16	2230-152	304.20	5	2231-152	408.33	–	–	–	–	–	–	–
2-1/2	9-7/8	5	1/2	9/16 – 2-7/16	2230-160	315.00	5	2231-160	432.90	–	–	–	–	–	–	–
2-5/8	9-7/8	5	1/2	9/16 – 2-9/16	2230-168	396.90	5	2231-168	567.45	–	–	–	–	–	–	–
2-3/4	9-7/8	5	1/2	9/16 – 2-11/16	2230-176	469.00	5	2231-176	634.14	–	–	–	–	–	–	–
2-7/8	9-7/8	5	1/2	9/16 – 2-13/16	2230-184	488.00	5	2231-184	692.64	–	–	–	–	–	–	–
3	9-7/8	5	1/2	9/16 – 2-15/16	2230-192	505.00	5	2231-192	692.64	–	–	–	–	–	–	–

Counterbores

WARNING: This product contains Cobalt and/or Nickel and/or Lead a chemical known to the state of California to cause cancer or birth defects or other reproductive harm. For more information: www.prop65.ca.gov. WARNING: Cutting tools may shatter. Always wear approved safety glasses and mask when regrinding.

Pilots for Counterbores– Carbon Steel

Pittsburg® ALLEGHANY

3

PILOT DIAM. (IN.)	SHANK DIAMETER (INCHES) 3/32	1/8	5/32	3/16	1/4	5/16	3/8	7/16	1/2	PRICE EACH
1/8	2241-008	2242-008	–	–	–	–	–	–	–	$7.02
5/32	2241-010	2242-010	2243-010	–	–	–	–	–	–	7.02
3/16	2241-012	2242-012	2243-012	2244-012	–	–	–	–	–	7.20
7/32	2241-014	2242-014	2243-014	2244-014	–	–	–	–	–	8.10
1/4	2241-016	2242-016	2243-016	2244-016	2245-016	–	–	–	–	8.10
9/32	2241-018	2242-018	2243-018	2244-018	2245-018	–	–	–	–	8.64
5/16	2241-020	2242-020	2243-020	2244-020	2245-020	2246-020	–	–	–	8.64
11/32	2241-022	2242-022	2243-022	2244-022	2245-022	2246-022	–	–	–	8.64
3/8	2241-024	2242-024	2243-024	2244-024	2245-024	2246-024	2247-024	–	–	9.54
13/32	–	2242-026	2243-026	2244-026	2245-026	2246-026	2247-026	–	–	9.54
7/16	–	2242-028	2243-028	2244-028	2245-028	2246-028	2247-028	2248-028	–	9.72
15/32	–	2242-030	2243-030	2244-030	2245-030	2246-030	2247-030	–	–	10.26
1/2	–	2242-032	2243-031	2244-032	2245-032	2246-032	2247-032	2248-032	2249-032	11.16
17/32	–	2242-034	–	2244-034	2245-034	2246-034	2247-034	2248-034	2249-034	12.96
9/16	–	2242-036	–	2244-036	2245-036	2246-036	2247-036	2248-036	2249-036	14.58
19/32	–	–	–	2244-038	2245-038	2246-038	2247-038†	–	–	15.30
5/8	–	–	–	2244-040	2245-040	2246-040	2247-040	2248-040	2249-040	16.02
21/32	–	–	–	2244-042	2245-042	2246-042	2247-042†	2248-042	–	16.20
11/16	–	–	–	2244-044	2245-044	2246-044	2247-044	2248-044	2249-044	16.38
23/32	–	–	–	–	2245-046†	2246-046†	2247-046†	2248-046	–	18.54
3/4	–	–	–	2244-048	2245-048	2246-048	2247-048	2248-048	2249-048	18.54
25/32	–	–	–	–	2245-050†	2246-050†	2247-050†	2248-050	2249-050	19.80
13/16	–	–	–	–	2245-052	2246-052	2247-052	2248-052	2249-052	20.88
7/8	–	–	–	–	2245-056	2246-056	2247-056	2248-056	2249-056	23.04
15/16	–	–	–	–	2245-060	2246-060	2247-060	2248-060	2249-060	24.30
1	–	–	–	–	2245-064	2246-064	2247-064	2248-064	2249-064	7.20
1-1/16	–	–	–	–	–	2246-068	2247-068	2248-068	2249-068	26.10
1-1/8	–	–	–	–	–	2246-072	2247-072	2248-072	2249-072	31.50
1-3/16	–	–	–	–	–	2246-076	2247-076	2248-076	2249-076	32.40
1-1/4	–	–	–	–	–	2246-080	2247-080	2248-080	2249-080	10.80
1-5/16	–	–	–	–	–	–	2247-084	2248-084	2249-084	36.00
1-3/8	–	–	–	–	–	–	2247-088	2248-088	2249-088	37.80
1-7/16	–	–	–	–	–	–	2247-092	2248-092	2249-092	39.60
1-1/2	–	–	–	–	–	–	–	2248-096	2249-096	41.40
1-9/16	–	–	–	–	–	–	–	2248-100	2249-100	43.20
1-5/8	–	–	–	–	–	–	–	2248-104	2249-104	44.10
1-11/16	–	–	–	–	–	–	–	2248-108	2249-108	49.50
1-3/4	–	–	–	–	–	–	–	2248-112	2249-112	54.00
1-13/16	–	–	–	–	–	–	–	2248-116	2249-116	59.40
1-7/8	–	–	–	–	–	–	–	2248-120	2249-120	67.50
1-15/16	–	–	–	–	–	–	–	–	2249-124	70.20
2	–	–	–	–	–	–	–	–	2249-128	73.80

Continuous Pilot Counterbores High-Speed Steel

BRUBAKER TOOL CORPORATION

1936 Series: Straight Shank – High Speed Steel

2

PILOT DIA.	CUTTER DIA.	FOR CAP SCREW	SHK. DIA.	OAL	ORDER NO.	PRICE EACH
.1350	.2300	6	7/32	3	2237-906	$47.24
.1500	.2420	6	7/32	3	2237-907	49.47
.1610	.2740	8	1/4	3	2237-908	47.24
.1780	.2860	8	1/4	3	2237-909	49.47
.1870	.3160	10	5/16	3-1/2	2237-910	44.07
.2040	.3280	10	5/16	3-1/2	2237-911	42.07
.2130	.3480	12	11/32	3-1/2	2237-912	44.07
.2290	.3600	12	11/32	3-1/2	2237-913	44.07
.2470	.3800	1/4	3/8	5-3/4	2237-916	48.32
.2626	.3956	1/4	3/8	5-3/4	2237-917	50.64
.2782	.4112	1/4	3/8	5-3/4	2237-918	48.32
.3095	.4425	5/16	7/16	6	2237-920	54.38
.3251	.4581	5/16	7/16	6	2237-921	54.38
.3408	.4738	5/16	7/16	6	2237-922	51.91
.3720	.5675	3/8	1/2	6-1/2	2237-924	62.89

2

PILOT DIA.	CUTTER DIA.	FOR CAP SCREW	SHANK DIA.	OAL	ORDER NO.	PRICE EACH
.3876	.5831	3/8	1/2	6-1/2	2237-925	$62.89
.4032	.5988	3/8	1/2	6-1/2	2237-926	60.02
.4345	.6300	7/16	1/2	7	2237-928	74.90
.4501	.6456	7/16	1/2	7	2237-929	74.90
.4658	.6612	7/16	1/2	7	2237-930	74.90
.4960	.7550	1/2	1/2	7-1/4	2237-932	85.00
.5116	.7706	1/2	1/2	7-1/4	2237-933	85.00
.5272	.7860	1/2	1/2	7-1/4	2237-934	79.58
.5585	.8175	9/16	3/4	7-1/2	2237-936	95.21
.5898	.8488	9/16	3/4	7-1/2	2237-937	101.69
.6200	.8800	5/8	3/4	8-1/4	2237-940	117.80
.6512	.9112	5/8	3/4	8-1/4	2237-941	117.80
.6825	.9425	5/8	3/4	8-1/4	2237-942	128.14
.7450	1.0050	3/4	1	8-13/16	2237-948	125.37
.7762	1.0362	3/4	1	8-13/16	2237-949	149.36
.8075	1.0675	3/4	1	8-13/16	2237-950	157.08

1960 Series: Straight Shank – High Speed Steel

2

PILOT DIA.	CUTTER DIA.	FOR CAP SCREW	SHK. DIA.	OAL	ORDER NO.	PRICE EACH
.3095	.4738	5/16	7/16	6	2237-820	$55.14
.3251	.4894	5/16	7/16	6	2237-821	55.14
.3408	.5050	5/16	7/16	6	2237-822	51.63
.4345	.6612	7/16	1/2	7	2237-828	74.90
.4501	.6769	7/16	1/2	7	2237-829	74.90
.4658	.6925	7/16	1/2	7	2237-830	74.90
.6210	.9425	5/8	3/4	8-1/4	2237-840	124.49
.6512	.9738	5/8	3/4	8-1/4	2237-841	113.23
.6825	1.0050	5/8	3/4	8-1/4	2237-842	128.14
.7450	1.1300	3/4	1	8-13/16	2237-848	154.31
.7762	1.1612	3/4	1	8-13/16	2237-849	165.00
.8075	1.1925	3/4	1	8-13/16	2237-850	164.28
.9950	1.5050	1	1	8-13/16	2237-864	272.35
1.0575	1.5675	1	1	8-13/16	2237-865	316.74

WARNING: This product contains Cobalt and/or Nickel and/or Lead a chemical known to the state of California to cause cancer or birth defects or other reproductive harm. For more information: www.prop65.ca.gov. WARNING: Cutting tools may shattor. Always wear approved safety glasses and mask when regrinding.

Cap Screw Counterbores -
High Speed Steel

MADE IN USA

1

SIZE/ APPLICATION	PILOT DIA.	PILOT LGTH.	FLUTE DIA.	FLUTE LG'TH.	OAL	SHK. DIA.	ORDER NO.	PRICE EACH
#4 STD.	.1120		.1860				2237-003	$29.40
#4 1/64 o/s	.1270	5/32	.2020	11/16	3-7/8	.1562	2237-002	29.40
#4 1/32 o/s	.1430		.2180				2237-001	29.40
#5 STD.	.1250		.2050				2237-006	30.65
#5 1/64 o/s	.1400	3/16	.2210	11/16	4-1/8	.1875	2237-005	30.65
#5 1/32 o/s	.1560		.2370				2237-004	30.65
#6 STD.	.1380		.2280				2237-009	34.15
#6 1/64 o/s	.1530	7/32	.2440	7/8	4-5/8	.2188	2237-008	34.15
#6 1/32 o/s	.1690		.2600				2237-007	34.15
#8 STD.	.1640		.2720				2237-012	37.15
#8 1/64 o/s	.1790	1/4	.2880	15/16	5	.2500	2237-011	37.15
#8 1/32 o/s	.1950		.3040				2237-010	37.15
#10 STD.	.1900		.3140				2237-015	38.80
#10 1/64 o/s	.2050	9/32	.3300	1-1/8	5-1/4	.2812	2237-014	38.80
#10 1/32 o/s	.2210		.3460				2237-013	38.80
1/4" STD.	.2500		.3820				2237-018	42.00
1/4" 1/64 o/s	.2650	5/16	.3980	1-5/16	5-5/8	.3125	2237-017	42.00
1/4" 1/32 o/s	.2810		.4140				2237-016	42.00
5/16" STD.	.3125		.4750				2237-021	47.40
5/16" 1/64 o/s	.3280	3/8	.4910	1-5/16	6-1/8	.3750	2237-020	47.40
5/16" 1/32 o/s	.3430		.5070				2237-019	47.40
3/8" STD.	.3750		.5720				2237-024	58.85
3/8" 1/64 o/s	.3900	1/2	.5880	1-5/8	6-1/2	.5000	2237-023	58.85
3/8" 1/32 o/s	.4060		.6040				2237-022	58.85
7/16" STD.	.4375		.6630				2237-027	75.55
7/16" 1/64 o/s	.4520	1/2	.6790	1-11/16	7	.5000	2237-026	75.55
7/16" 1/32 o/s	.4680		.6950				2237-025	75.55
1/2" STD.	.5000		.7570				2237-030	91.55
1/2" 1/64 o/s	.5150	1/2	.7730	2	7-1/2	.5000	2237-029	91.55
1/2" 1/32 o/s	.5310		.7890				2237-028	91.55
5/8" STD.	.6250		.9450				2237-033	143.40
5/8" 1/64 o/s	.6400	5/8	.9610	2	7-5/8	.6250	2237-032	143.40
5/8" 1/32 o/s	.6560		.9770				2237-031	143.40
3/4" STD.	.7500		1.1330				2237-036	169.40
3/4" 1/64 o/s	.7650	3/4	1.1490	2-1/8	7-3/4	.7500	2237-035	169.40
3/4" 1/32 o/s	.7810		1.1650				2237-034	169.40
7/8" STD.	.8750		1.3220				2237-039	213.90
7/8" 1/64 o/s	.8910	7/8	1.3380	2-1/8	8	.8750	2237-038	213.90
7/8" 1/32 o/s	.9060		1.3540				2237-037	213.90
1" STD.	1.000		1.5100				2237-042	266.70
1" 1/64 o/s	1.0150	1	1.5260	2-1/4	8-1/2	1.0000	2237-041	266.70
1" 1/32 o/s	1.0310		1.5420				2237-040	266.70

SOCKET CAP SCREW COUNTERBORE SETS

10 counterbores 4-40 - 1/2"

Standard Set: Order No. 2237-047 Set Price…$595.85

1/64" Oversize Set: Order No. 2237-046 Set Price…$595.85

1/32" Oversize Set: Order No. 2237-045 Set Price…$595.85

Counterbores

WARNING: This product contains Cobalt and/or Nickel and/or Lead a chemical known to the state of California to cause cancer or birth defects or other reproductive harm. For more information: www.prop65.ca.gov. **WARNING:** Cutting tools may shatter. Always wear approved safety glasses and mask when regrinding.

Capscrew Counterbores

Straight Shank - High Speed Steel

3

CAP SCREW SIZE	PILOT DIAM.	CUTTER DIAM.	SHANK DIAM.	OVERALL LENGTH	ORDER NO.	PRICE EACH
#5	.141	.221	3/16	3	2237-505	$21.06
#6	.150	.242	7/32	3	2237-506	21.06
#8	11/64	19/64	1/4	3	2237-508	21.06
#10	13/64	21/64	5/16	3-1/2	2237-510	22.68
1/4	9/32	13/32	3/8	5	2237-616	25.38
5/16	11/32	1/2	7/16	5	2237-620	27.71
3/8	13/32	19/32	1/2	6	2237-624	31.64
7/16	15/32	11/16	1/2	7	2237-628	37.82
1/2*	17/32	25/32	1/2	7-1/2	2237-631	43.09
1/2	17/32	25/32	3/4	7-1/2	2237-632	43.09
1/2*	9/16	13/16	3/4	7-1/2	2237-633	43.09
5/8	21/32	31/32	3/4	7-1/2	2237-640	61.96
5/8*	11/16	1	3/4	7-1/2	2237-641	61.96
3/4	13/16	1-3/16	1	8	2237-648	87.72
7/8	15/16	1-3/8	1	8	2237-656	131.88
1	1-1/16	1-9/16	1	10	2237-664	171.14

COUNTERBORE SETS

6 PC. SET

7 PC. SET

SETS	6 PC.	1/4-3/4	2237-698	289.06
	7 PC.	#6-1/2	2237-697	94.05

*Not included in any set.

Taper Shank - High Speed Steel

3

CAP SCREW SIZE	PILOT DIAM.	CUTTER DIAM.	SHANK TAPER	OVERALL LENGTH	ORDER NO.	PRICE EACH
1/4	9/32	13/32	2MT	5-3/4	2237-716	$27.56
5/16	11/32	1/2	2MT	6	2237-720	30.26
3/8	13/32	19/32	2MT	6-1/2	2237-724	36.00
7/16	15/32	11/16	2MT	7	2237-728	42.64
1/2	17/32	25/32	2MT	7-1/4	2237-732	47.25
5/8	21/32	31/32	2MT	7-1/2	2237-740	66.94
5/8	11/16	1	2MT	7-1/2	2237-741	66.94
3/4	13/16	1-3/16	3MT	9	2237-748	95.63
7/8	15/16	1-3/8	3MT	9	2237-756	144.00
1	1-1/16	1-9/16	3MT	10	2237-764	182.25

Metric – Straight Shank – High Speed Steel

All Measurements (mm)

3

CAP SCREW SIZE	PILOT DIAM.	CUTTER DIAM.	ORDER NO.	PRICE EACH
M3	3.4	6	2232-030	$40.17
M4	4.5	8	2232-040	48.23
M5	5.5	10	2232-050	62.38
M6	6.6	11	2232-060	70.34
M8	9	15	2232-080	28.86
M10	11	18	2232-100	32.96
M12	14	20	2232-120	39.40
M14	15	24	2232-140	44.89
M16	17	26	2232-160	64.54
M20	21	33	2232-200	91.38
TAPER SHANK - #2MT				
M14	15	24	2232-314	49.88
M16	17	26	2232-316	64.54
M20	21	33	2232-320	91.38

Aircraft Counterbores & Spot Facers -

High Speed Steel

1/4" Shank Diameter

3

DIAM.	OVER. LENGTH	SHANK SIZE DIAM.	SHANK SIZE LENGTH	NO. OF FLUTES	HOLE DIAM.	ORDER NO.	PRICE EACH
1/4	2-3/8	1/4	1	4	3/32	2235-016	$35.72
9/32	2-3/8	1/4	1	4	3/32	2235-018	35.72
5/16	2-3/8	1/4	1	4	3/32	2235-020	35.72
11/32	2-3/8	1/4	1	4	3/32	2235-022	36.49
3/8	2-3/8	1/4	1	4	3/32	2235-024	36.49
13/32	2-13/16	1/4	7/8	4	1/8	2235-026	39.11
7/16	2-13/16	1/4	7/8	4	1/8	2235-028	39.11
15/32	2-13/16	1/4	7/8	4	1/8	2235-030	40.17
1/2	2-13/16	1/4	7/8	4	1/8	2235-032	40.66
17/32	2-13/16	1/4	7/8	4	1/8	2235-034	41.18
9/16	2-13/16	1/4	7/8	4	1/8	2235-036	41.71
19/32	2-13/16	1/4	7/8	4	1/8	2235-038	48.23
5/8	2-13/16	1/4	7/8	4	1/8	2235-040	48.23
21/32	3-1/8	1/4	7/8	4	3/16	2235-042	50.84
11/16	3-1/8	1/4	7/8	4	3/16	2235-044	53.44
23/32	3-1/8	1/4	7/8	4	3/16	2235-046	56.25
3/4	3-1/8	1/4	7/8	4	3/16	2235-048	56.25
25/32	3-1/8	1/4	7/8	4	3/16	2235-050	62.38
13/16	3-1/8	1/4	7/8	4	3/16	2235-052	62.38
27/32	3-1/8	1/4	7/8	4	3/16	2235-054	66.33
7/8	3-1/8	1/4	7/8	4	3/16	2235-056	66.33
29/32	3-1/8	1/4	7/8	4	3/16	2235-058	70.34
15/16	3-1/8	1/4	7/8	4	3/16	2235-060	70.34
31/32	3-1/8	1/4	7/8	4	3/16	2235-062	73.72
1	3-1/8	1/4	7/8	4	3/16	2235-064	95.84

Long Set

3

DIAM.	OVER. LENGTH	SHANK SIZE DIAM.	SHANK SIZE LENGTH	NO. OF FLUTES	HOLE DIAM.	ORDER NO.	PRICE EACH
1/4	4	15/64	3-1/4	4	3/32	2236-016	$39.08
9/32	4	17/64	3-1/4	4	3/32	2236-018	39.06
5/16	4	19/64	3-1/4	4	3/32	2236-020	41.71
11/32	4	5/16	3-1/4	4	3/32	2236-022	43.70
3/8	4	5/16	3-1/4	4	3/32	2236-024	44.22
13/32	4	5/16	3-1/4	4	1/8	2236-026	45.04
7/16	4	5/16	3-1/4	4	1/8	2236-028	46.82
15/32	4-1/4	7/16	3-1/16	4	1/8	2236-030	46.82
1/2	4-1/4	7/16	3-1/16	4	1/8	2236-032	49.78
17/32	4-1/4	1/2	3-1/16	4	1/8	2236-034	49.78
9/16	4-1/4	1/2	3-1/16	4	1/8	2236-036	52.13
19/32	4-1/4	1/2	3-1/16	4	1/8	2236-038	54.75
5/8	4-1/4	1/2	3-1/16	4	1/8	2236-040	55.47
21/32	5-3/8	1/2	3-5/8	4	3/16	2236-042	58.08
11/16	5-3/8	1/2	3-5/8	4	3/16	2236-044	59.24
23/32	5-3/8	1/2	3-5/8	4	3/16	2236-046	66.43
3/4	5-3/8	1/2	3-5/8	4	3/16	2236-048	68.64
25/32	5-3/8	1/2	3-5/8	4	3/16	2236-050	72.17
13/16	5-3/8	1/2	3-5/8	4	3/16	2236-052	72.17
27/32	5-3/8	1/2	3-5/8	4	3/16	2236-054	85.00
7/8	5-3/8	1/2	3-5/8	4	3/16	2236-056	79.36
29/32	5-3/8	1/2	3-5/8	4	3/16	2236-058	102.00
15/16	5-3/8	1/2	3-5/8	4	3/16	2236-060	94.67
31/32	5-3/8	1/2	3-5/8	4	3/16	2236-062	102.00
1	5-3/8	1/2	3-5/8	4	3/16	2236-064	94.67

Triple Crown Series - High Performance Taps

WARNING: This product contains Cobalt and/or Nickel and/or Lead a chemical known to the state of California to cause cancer or birth defects or other reproductive harm. For more information: www.prop65.ca.gov.
WARNING: Cutting tools may shattar. Always wear approved safety glasses and mask when regrinding.

Blue Band Spiral Point Taps - For Tough Materials

Blue TC-SS

SIZE	LIMIT	OAL	THD. LG'TH.	SHANK DIA.	UNC - COARSE PITCH THREADS PER INCH	ORDER NO.	PRICE EACH	UNF - FINE PITCH THREADS PER INCH	ORDER NO.	PRICE EACH
#6	GH3	2"	.413"	.141"	32	3621-001	$12.71	–	–	–
#8	GH3	2-1/8	.453	.168	32	3621-013	12.71	–	–	–
#10	GH3	2-3/8	.531	.194	24	3621-025	12.71	32	3621-031	$12.71
1/4"	GH3	2-1/2	.591	.255	20	3621-037	14.64	28	3621-043	19.52
5/16	GH3	2-23/32	.669	.318	18	3621-049	24.38	24	3621-055	24.38
3/8	GH3	2-15/16	.748	.381	16	3621-061	25.01	24	3621-067	25.01
7/16	GH3	3-5/32	.866	.323	14	3621-073	39.88	20	3621-079	39.88
1/2	GH3	3-3/8	.984	.367	13	3621-085	35.83	20	3621-091	45.01
5/8	GH3	3-13/16	1.083	.480	11	3621-109	46.27	18	3621-115	46.27
3/4	GH3	4-1/4	1.201	.590	10	3621-121	65.41	16	3621-127	65.41

Applications:
- For tough material. Up to HRc25.
- Steel, Al, Copper Brass, Stainless Steel.

Material: HSS-V3 HSS with V 3%
Coating: Steam homo
Geometry: USCTI 302A (Thread L: 12p) Plug, middle rake, High chamfer angle. Spiral Point Length: 5P~8P
Features:
- High wear resistance, good chip removal

Blue Band Spiral Pointed Taps - Metric - For Tough Materials

Blue TC-SS

SIZE	LIMIT	PITCH	OAL	THD. LG'TH.	SHANK DIA.	ORDER NO.	PRICE EACH
3mm	D3	.50mm	1-15/16"	.374"	.141"	3623-007	$26.99
4	D4	.70	2-1/8	.453	.168	3623-019	19.52
5	D4	.80	2-3/8	.531	.194	3623-031	22.62
6	D5	1.00	2-1/2	.591	.255	3623-043	22.62
8	D5	1.25	2-23/32	.669	.318	3623-067	28.78
10	D5	1.50	2-15/16	.748	.381	3623-079	45.86
12	D6	1.75	3-3/8	.984	.367	3623-091	41.50

Applications:
- For tough material. Up to HRc25. Steel, Al, Copper Brass, Stainless Steel.

Material: HSS-V3 HSS with V 3%
Coating: Steam homo
Geometry: Spiral Point: USCTI 302A (Thread L: 12p) Plug, middle rake, High chamfer angle. Spiral Point Length: 5P~8P
Features: High wear resistance, good chip removal

Blue Band Spiral Flute Taps - For Tough Materials

Blue Band TC-SS

SIZE	LIMIT	OAL	SHANK DIA.	UNC - COARSE PITCH THD. PER INCH	THD. LG'TH.	ORDER NO.	PRICE EACH	UNF - FINE PITCH THD. PER INCH	THD. LG'TH.	ORDER NO.	PRICE EACH
#6	GH3	2"	.141"	32	.276"	3622-001	$39.62	–	–	–	–
#8	GH3	2-1/8	.168	32	.276	3622-013	22.43	–	–	–	–
#10	GH3	2-3/8	.194	24	.354	3622-025	28.98	32	.276	3622-031	$22.04
1/4"	GH3	2-1/2	.255	20	.453	3622-037	29.38	28	.354	3622-043	29.38
5/16	GH3	2-23/32	.318	18	.472	3622-049	30.52	24	.394	3622-055	30.52
3/8	GH3	2-15/16	.381	16	.551	3622-061	36.75	24	.394	3622-067	36.75
7/16	GH3	3-5/32	.323	14	.591	3622-073	55.03	–	–	–	–
1/2	GH3	3-3/8	.367	13	.630	3622-085	73.85	20	.472	3622-091	60.07
5/8	GH3	3-13/16	.480	11	.748	3622-109	61.85	18	.512	3622-115	61.85
3/4	GH3	4-1/4	.590	10	.827	3622-121	126.39	16	.591	3622-127	87.44

Applications:
- For tough material. Up to HRc25.
- Steel, Al, Copper Brass, Stainless Steel.

Material: HSS-V3 HSS with V 3%
Coating: Steam homo
Geometry: Spiral Flute: USCTI 302A (Except with shorter thread L; 12p->8.5p) Semi-bottoming, high rake, 45° spiral flute, low chamfer relief.
Features:
- High wear resistance, good chip removal

Blue Band Spiral Fluted Taps - Metric - For Tough Materials

Blue TC-SS

SIZE	LIMIT	PITCH	OAL	THD. LG'TH.	SHANK DIA.	ORDER NO.	PRICE EACH
3mm	D3	.50mm	1-15/16"	.197"	.141"	3624-007	$25.79
4	D3	.70	2-1/8	.276	.168	3624-019	25.79
5	D4	.80	2-3/8	.276	.194	3624-031	25.79
6	D4	1.00	2-1/2	.433	.255	3624-043	25.79
8	D5	1.25	2-23/32	.472	.318	3624-067	42.38
10	D5	1.50	2-15/16	.512	.381	3624-079	63.23
12	D6	1.75	3-3/8	.591	.367	3624-091	69.26

Applications:
- For tough material. Up to HRc25. Steel, Al, Copper Brass, Stainless Steel.

Material: HSS-V3 HSS with V 3%
Coating: Steam homo
Geometry: Spiral Flute: USCTI 302A (Except with shorter thread L; 12p->8.5p) Semi-bottoming, high rake, 45° spiral flute, low chamfer relief.
Features:
- High wear resistance, good chip removal

Triple Crown Series - High Performance Taps

WARNING: This product contains Cobalt and/or Nickel and/or Lead a chemical known to the state of California to cause cancer or birth defects or other reproductive harm. For more information: www.prop65.ca.gov. WARNING: Cutting tools may shatter. Always wear approved safety glasses and mask when regrinding.

Red Band Spiral Flute Taps - For High Tensile Materials

				UNC - COARSE PITCH				UNF - FINE PITCH			
SIZE	LIMIT	OAL	SHANK DIA.	THD. PER INCH	THD. LG'TH.	ORDER NO.	PRICE EACH	THD. PER INCH	THD. LG'TH.	ORDER NO.	PRICE EACH
#6	GH3	2"	.141"	32	.276	3622-201	$48.71	–	–	–	–
#8	GH3	2-1/8	.168	32	.276	3622-213	39.13	–	–	–	–
#10	GH3	2-3/8	.194	24	.354	3622-225	39.13	32	.276	3622-231	$39.13
1/4"	GH3	2-1/2	.255	20	.433	3622-237	43.67	28	.354	3622-243	43.67
5/16	GH3	2-23/32	.318	18	.472	3622-249	47.81	24	.394	3622-255	47.81
3/8	GH3	2-15/16	.381	16	.551	3622-261	55.22	24	.394	3622-267	55.22
7/16	GH3	3-5/32	.323	14	.591	3622-273	77.26	20	.472	3622-279	94.95
1/2	GH3	3-3/8	.367	13	.630	3622-285	85.36	20	.472	3622-291	85.36
5/8	GH3	3-13/16	.480	11	.748	3622-309	192.86	18	.512	3622-315	192.86
3/4	GH3	4-1/4	.590	10	.827	3622-321	303.70	16	.591	3622-327	247.39

Red Band - TC-HT

Applications:
- For tapping high tensile materials up to HRc44.
- Alloyed & tool steel, Ni alloy, Ti alloy.

Material: HSS-PM Powder Metal Steel

Coating: Steam homo

Geometry: Spiral Flute: USCTI 302A (Except with shorter thread L; 12p->8.5p) Semi-bottoming, low rake, 15º spiral flute, high chamfer relief.

Features:
- Long tool life, good chip removal

Red Band Spiral Point Taps - For High Tensile Materials

					UNC - COARSE PITCH			UNF - FINE PITCH		
SIZE	LIMIT	OAL	THD. LG'TH.	SHANK DIA.	THD. PER INCH	ORDER NO.	PRICE EACH	THD. PER INCH	ORDER NO.	PRICE EACH
#6	GH3	2"	.413"	.141"	32	3621-201	$28.16	–	–	–
#8	GH3	2-1/8	.453	.168	32	3621-213	28.16	–	–	–
#10	GH3	2-3/8	.531	.194	24	3621-225	28.16	32	3621-231	$28.16
1/4"	GH3	2-1/2	.591	.255	20	3621-237	33.29	28	3621-243	33.29
5/16	GH3	2-23/32	.669	.318	18	3621-249	37.15	24	3621-255	37.15
3/8	GH3	2-15/16	.748	.381	16	3621-261	42.38	24	3621-267	42.38
7/16	GH3	3-5/32	.866	.323	14	3621-273	32.50	20	3621-279	74.02
1/2	GH3	3-3/8	.984	.367	13	3621-285	66.39	20	3621-291	66.39
5/8	GH3	3-13/16	1.083	.480	11	3621-309	152.75	18	3621-315	152.75
3/4	GH3	4-1/4	1.201	.590	10	3621-321	242.31	16	3621-327	197.30

Red TC-HT

Applications:
- For tapping high tensile materials up to HRc44.
- Alloyed & tool steel, Ni alloy, Ti alloy.

Material: HSS-PM Powder Metal Steel

Coating: Steam homo

Geometry: Spiral Point: USCTI 302A (Thread L: 12p) Plug, low rake; High chamfer angle. Spiral Point Length: 5P~8P

Features:
- Long tool life, good chip removal

Yellow Band Spiral Flute Taps - For General Ductile Materials

					UNC - COARSE PITCH			UNF - FINE PITCH		
SIZE	LIMIT	OAL	THD. LGTH.	SHANK DIA.	THD. PER INCH	ORDER NO.	PRICE EACH	THD. PER INCH	ORDER NO.	PRICE EACH
#6	2B	2"	3/8"	.141"	32	3622-401	$24.01	–	–	–
#8	2B	2-1/8	3/8	.168	32	3622-413	24.01	–	–	–
#10	2B	2-3/8	1/2	.194	24	3622-425	23.61	32	3622-431	$23.61
1/4"	2B	2-1/2	5/8	.255	20	3622-437	24.01	28	3622-443	24.01
5/16	2B	2-23/32	11/16	.318	18	3622-449	30.52	24	3622-455	30.52
3/8	2B	2-15/16	3/4	.381	16	3622-461	36.66	24	3622-467	36.66
7/16	2B	3-5/32	7/8	.323	14	3622-473	55.03	–	–	–
1/2	2B	3-3/8	15/16	.367	13	3622-485	73.85	20	3622-491	60.07
5/8	2B	3-13/16	1-3/32	.480	11	3622-509	65.81	18	3622-515	65.81
3/4	2B	4-1/4	1-7/32	.590	10	3622-521	107.25	16	3622-527	102.95

Yellow Band TC-LT

Applications:
- For general purpose.
- Steel, Al alloy, Stainless Steel, Cast Iron.

Material: HSS-V M7

Coating: Steam homo

Geometry: Spiral Flute: USCTI 302A (Thread L; 12p) Bottoming, middle rake, 50º spiral flute, low chamfer relief.

Features:
- Suitable for general-purpose operation.

High Performance Taps

2

MADE IN USA

WARNING: This product contains Cobalt and/or Nickel and/or Lead a chemical known to the state of California to cause cancer or birth defects or other reproductive harm. For more information: www.prop65.ca.gov. WARNING: Cutting tools may shatter. Always wear approved safety glasses and mask when regrinding.

High Speed Steel - EV High Vanadium - Ground Thread, RH

Features: • Made of 4% Vanadium CPM - M4 Steel • Special Penta thread relief provide freer cutting • Designed for tougher, more abrasive materials up to 35 Rc

Spiral Flute

Applications:
Soft Stainless Steel • Aluminum • Alloy Steel • Bronze
• Annealed Tool Steel • Carbon Steels

Features:
- Designed for tough jobs in through hole tapping
- Blue Diamond surface treatment eliminates surface welding
- 30º spiral flute design provides excellent chip evacuation
- Better tool life • Bottom 1 to 2 thread chamfer

SIZE	NC NF	PITCH DIA.	NO. OF FLUTES	ORDER NO.	PRICE EACH
6-32	NC	H3	3	3872-060	$21.25
8-32	NC	H3	3	3872-080	21.25
10-24	NC	H3	3	3872-100	21.30
10-32	NF	H3	3	3872-102	21.30
1/4-20	NC	H3	3	3872-160	23.40
1/4-28	NF	H3	3	3872-162	23.40
5/16-18	NC	H3	3	3872-200	25.80
5/16-24	NF	H3	3	3872-202	25.80
3/8-16	NC	H3	3	3872-240	30.15
3/8-24	NF	H3	3	3872-242	30.15
7/16-14	NC	H3	3	3872-280	47.70
7/16-20	NF	H3	3	3872-282	47.70
1/2-13	NC	H3	3	3872-320	56.90
1/2-20	NF	H3	3	3872-322	56.90
9/16-12	NC	H3	3	3872-360	64.40
9/16-18	NF	H3	3	3872-362	64.40
5/8-11	NC	H3	3	3872-400	81.40
5/8-18	NF	H3	3	3872-402	81.40
3/4-10	NC	H3	3	3872-480	114.55
3/4-16	NF	H3	3	3872-482	114.55
METRIC SIZES					
M3X0.5		D3	2	3872-530	32.30
M3.5X0.6		D4	3	3872-535	25.75
M4X0.7		D4	3	3872-540	25.75
M5X0.8		D4	3	3872-550	25.75
M6X1.0		D5	3	3872-560	28.30
M8X1.25		D5	3	3872-580	31.20
M10X1.5		D6	3	3872-600	57.20
M12X1.75		D6	3	3872-620	68.90
M14X2		D7	3	3872-640	77.95
M16X2		D7	3	3872-660	98.50

Spiral Point

Applications:
- Stainless steel up to 35 Rc • Alloy Steel • Annealed Tool Steel
- Aluminum • Brass • Carbon Steels

Features:
- Blue Diamond surface treatment eliminates surface welding
- Spiral point taps shoot chips ahead of the cutting action, thus reducing loading and clogging in the flutes
- Used for production tapping in through hole applications

SIZE	NC NF	PITCH DIA.	NO. OF FLUTES	ORDER NO.	PRICE EACH
4-40	NC	H2	2	3873-040	$16.95
5-40	NC	H2	2	3873-050	16.95
6-32	NC	H3	3	3873-060	13.85
8-32	NC	H3	3	3873-080	14.30
10-24	NC	H3	3	3873-100	14.75
10-32	NF	H3	3	3873-102	14.75
1/4-20	NC	H3	3	3873-160	15.10
1/4-28	NF	H3	3	3873-162	15.10
5/16-18	NC	H3	3	3873-200	18.10
5/16-24	NF	H3	3	3873-202	18.10
3/8-16	NC	H3	3	3873-240	20.00
3/8-24	NF	H3	3	3873-242	20.00
7/16-14	NC	H3	3	3873-280	21.65
7/16-20	NF	H3	3	3873-282	21.65
1/2-13	NC	H3	3	3873-320	37.60
1/2-20	NF	H3	3	3873-322	37.60
9/16-12	NC	H3	3	3873-360	50.90
9/16-18	NF	H3	3	3873-362	50.90
5/8-11	NC	H3	3	3873-400	63.55
5/8-18	NF	H3	3	3873-402	63.55
3/4-10	NC	H3	3	3873-480	88.05
3/4-16	NF	H3	3	3873-482	88.05
METRIC SIZES					
M3X0.5		D3	2	3873-530	20.45
M3.5X0.6		D4	3	3873-535	16.65
M4X0.7		D4	3	3873-540	17.25
M5X0.8		D4	3	3873-550	17.75
M6X1.0		D5	3	3873-560	18.20
M8X1.25		D5	3	3873-580	21.85
M10X1.5		D6	3	3873-600	38.90
M12X1.75		D6	3	3873-620	45.35
M14X2		D7	3	3873-640	61.40
M16X2		D7	3	3873-660	76.75

Hand Taps – Machine Screw Sizes

High Speed Steel & TiN Coated

2

MADE IN USA

WARNING: This product contains Cobalt and/or Nickel and/or Lead a chemical known to the state of California to cause cancer or birth defects or other reproductive harm. For more information: www.prop65.ca.gov. WARNING: Cutting tools may shatter. Always wear approved safety glasses and mask when regrinding.

Bottom

Plug

Taper

					ALLEGIANCE® AMERICAN MADE						BRUBAKER TOOL CORPORATION TiN COATED		
NOMINAL SIZE	H LIMITS	# OF FLT.	THR. LGTH.	OVERALL LGTH.	TAPER ORDER NO.	HSS PLUG ORDER NO.	BOTTOM ORDER NO.	PRICE EACH	SET ORDER NO.	PRICE EACH	PLUG ORDER NO.	BOTTOM ORDER NO.	PRICE EACH
0-80 UNF	1	2	5/16	1-5/8	3740-113	3740-112	3740-111	$13.00	3700-011	$44.84	4160-112	4160-111	$16.63
0-80 UNF	2	2	5/16	1-5/8	–	3740-122	3740-121	15.30	–	–	–	–	–
1-64 UNC	1	2	3/8	1-11/16	3740-313	3740-312	3740-311	14.95	3700-031	44.84	4160-312	4160-311	15.41
1-64 UNC	2	2	3/8	1-11/16	–	3740-322	–	19.10	–	–	–	–	–
1-72 UNF	1	2	3/8	1-11/16	3740-513	3740-512	3740-511	14.37	3700-051	44.84	4160-512	4160-511	17.28
1-72 UNF	2	2	3/8	1-11/16	–	3740-522	3740-521	14.95	–	–	–	–	–
2-56 UNC	1	3	7/16	1-3/4	3740-713	3740-712	3740-711	13.27	–	–	–	–	–
2-56 UNC	2	2	7/16	1-3/4	–	3750-722	3750-721	13.25	–	–	–	–	–
2-56 UNC	2	3	7/16	1-3/4	3740-723	3740-722	3740-721	14.95	3700-072	44.84	4160-722	4160-721	15.40
2-64 UNF	2	3	7/16	1-3/4	3740-923	3740-922	3740-921	14.95	3700-092	44.84	4160-922	4160-921	15.40
3-48 UNC	1	3	1/2	1-13/16	–	3741-112	–	10.55	–	–	–	–	–
3-48 UNC	2	2	1/2	1-13/16	–	3751-122	3751-121	10.64	–	–	–	–	–
3-48 UNC	2	3	1/2	1-13/16	3741-123	3741-122	3741-121	9.92	3700-112	29.76	4161-122	4161-121	10.67
3-56 UNF	2	3	1/2	1-13/16	3741-323	3741-322	3741-321	11.90	3700-132	35.71	4161-322	4161-321	12.13
4-40 UNC	1	2	9/16	1-7/8	–	3751-712	–	8.69	–	–	–	–	–
4-40 UNC	2	2	9/16	1-7/8	3751-723	3751-722	3751-721	8.34	–	–	–	–	–
4-40 UNC	2	3	9/16	1-7/8	3741-723	3741-722	3741-721	9.26	3700-172	27.77	4161-722	4161-721	9.80
4-48 UNC	2	3	9/16	1-7/8	3741-923	3741-922	3741-921	9.26	3700-192	27.77	4161-922	4161-921	10.35
4-36 NS	2	3	9/16	1-7/8	3741-523	3741-522	3741-521	14.95	–	–	–	–	–
5-40 UNC	1	3	5/8	1-15/16	–	3742-112	–	10.11	–	–	–	–	–
5-40 UNC	2	2	5/8	1-15/16	–	3752-122	3752-121	8.34	–	–	–	–	–
5-40 UNC	2	3	5/8	1-15/16	3742-123	3742-122	3742-121	9.26	3700-212	27.77	4162-122	4162-121	9.80
5-44 UNF	2	3	5/8	1-15/16	3742-323	3742-322	3742-321	10.45	3700-232	31.35	4162-322	4162-321	10.26
6-32 UNC	1	2	11/16	2	–	3752-512	–	7.27	–	–	–	–	–
6-32 UNC	1	3	11/16	2	3742-513	3742-512	3742-511	7.27	–	–	–	–	–
6-32 UNC	2	2	11/16	2	–	3752-522	3752-521	7.27	–	–	–	–	–
6-32 UNC	2	3	11/16	2	3742-523	3742-522	3742-521	6.61	–	–	–	–	–
6-32 UNC	3	2	11/16	2	–	3752-532	3752-531	7.45	–	–	–	–	–
6-32 UNC	3	3	11/16	2	3742-533	3742-532	3742-531	7.67	3700-253	23.01	4162-532	4162-531	8.47
6-40 UNF	1	3	11/16	2	–	3742-712	–	11.23	–	–	–	–	–
6-40 UNF	2	2	11/16	2	–	3752-722	–	9.62	–	–	–	–	–
6-40 UNF	2	3	11/16	2	3742-723	3742-722	3742-721	7.67	3700-272	23.01	4162-722	4162-721	8.57
8-32 UNC	1	2	3/4	2-1/8	–	3752-912	–	11.27	–	–	–	–	–
8-32 UNC	1	4	3/4	2-1/8	3742-913	3742-912	3742-911	8.97	–	–	–	–	–
8-32 UNC	2	2	3/4	2-1/8	–	3752-922	3752-921	7.92	–	–	–	–	–
8-32 UNC	2	3	3/4	2-1/8	–	3712-922	3712-921	8.27	–	–	–	–	–
8-32 UNC	2	4	3/4	2-1/8	3742-923	3742-922	3742-921	8.34	–	–	–	–	–
8-32 UNC	3	2	3/4	2-1/8	–	3752-932	3752-931	8.43	–	–	–	–	–
8-32 UNC	3	3	3/4	2-1/8	–	3712-932	3712-931	8.90	–	–	–	–	–
8-32 UNC	3	4	3/4	2-1/8	3742-933	3742-932	3742-931	7.67	3700-293	23.01	4162-932	4162-931	8.47
8-36 UNF	2	4	3/4	2-1/8	3743-123	3743-122	3743-121	8.92	3700-312	26.78	4163-122	4163-121	10.23
10-24 UNC	1	4	7/8	2-3/8	3743-313	3743-312	3743-311	8.80	–	–	–	–	–
10-24 UNC	2	2	7/8	2-3/8	–	3753-322	3753-321	8.45	–	–	–	–	–
10-24 UNC	2	3	7/8	2-3/8	–	3713-322	–	19.82	–	–	–	–	–
10-24 UNC	2	4	7/8	2-3/8	3743-323	3743-322	3743-321	8.75	–	–	–	–	–
10-24 UNC	3	2	7/8	2-3/8	–	3753-332	3753-331	7.85	–	–	–	–	–
10-24 UNC	3	3	7/8	2-3/8	–	3713-332	3713-331	8.71	–	–	–	–	–
10-24 UNC	3	4	7/8	2-3/8	3743-333	3743-332	3743-331	8.92	3700-333	26.78	4163-332	4163-331	10.23
10-32 UNF	1	2	7/8	2-3/8	–	3753-512	–	8.69	–	–	–	–	–
10-32 UNF	1	4	7/8	2-3/8	3743-513	3743-512	3743-511	8.59	–	–	–	–	–
10-32 UNF	2	2	7/8	2-3/8	–	3753-522	3753-521	11.16	–	–	–	–	–
10-32 UNF	2	3	7/8	2-3/8	–	3713-522	3713-521	7.38	–	–	–	–	–
10-32 UNF	2	4	7/8	2-3/8	3743-523	3743-522	3743-521	8.15	–	–	–	–	–
10-32 UNF	3	2	7/8	2-3/8	–	3753-532	3753-531	8.62	–	–	–	–	–
10-32 UNF	3	3	7/8	2-3/8	–	3713-532	3713-531	6.80	–	–	–	–	–
10-32 UNF	3	4	7/8	2-3/8	3743-533	3743-532	3743-531	8.92	3700-353	26.78	4163-532	4163-531	10.23
12-24 UNC	3	4	15/16	2-3/8	3743-733	3743-732	3743-731	8.92	3700-373	26.78	4163-732	4163-731	10.23
12-28 UNF	3	4	15/16	2-3/8	3743-933	3743-932	3743-931	8.92	3700-393	26.78	4163-932	4163-931	10.23

Hand Taps – Fractional Sizes

High Speed Steel & TiN Coated

WARNING: This product contains Cobalt and/or Nickel and/or Lead a chemical known to the state of California to cause cancer or birth defects or other reproductive harm. For more information: www.prop65.ca.gov. WARNING: Cutting tools may shatter. Always wear approved safety glasses and mask when regrinding.

MADE IN USA

2

Bottoming

Plug

Taper

NOMINAL SIZE	H LIMIT	# OF FLT.	THR. LGTH.	OVERALL LGTH.	ALLEGIANCE® AMERICAN MADE TAPER ORDER NO.	HSS PLUG ORDER NO.	BOTTOM ORDER NO.	PRICE EACH	SET ORDER NO.	PRICE EACH	BRUBAKER TOOL CORPORATION TiN COATED PLUG ORDER NO.	BOTTOM ORDER NO.	PRICE EACH
1/4-20 UNC	1	3	1	2-1/2	–	3714-112	–	$9.25	–	–	–	–	–
1/4-20 UNC	1	4	1	2-1/2	3744-113	3744-112	3744-111	8.91	–	–	–	–	–
1/4-20 UNC	2	3	1	2-1/2	–	3714-122	–	8.59	–	–	–	–	–
1/4-20 UNC	2	4	1	2-1/2	3744-123	3744-122	3744-121	8.99	–	–	–	–	–
1/4-20 UNC	3	2	1	2-1/2	–	3754-132	3754-131	8.45	–	–	–	–	–
1/4-20 UNC	3	3	1	2-1/2	–	3714-132	3714-131	10.41	–	–	–	–	–
1/4-20 UNC	3	4	1	2-1/2	3744-133	3744-132	3744-131	8.92	3700-413	$26.78	4164-132	4164-131	$10.23
1/4-20 UNC	5	3	1	2-1/2	–	3714-152	–	8.45	–	–	–	–	–
1/4-20 UNC	5	4	1	2-1/2	–	3744-152	3744-151	8.08	–	–	–	–	–
1/4-20 UNC	11	4	1	2-1/2	–	3744-192	–	8.59	–	–	–	–	–
1/4-28 UNF	1	4	1	2-1/2	–	3744-312	3744-311	25.18	–	–	–	–	–
1/4-28 UNF	2	4	1	2-1/2	–	3744-322	3744-321	8.91	–	–	–	–	–
1/4-28 UNF	3	2	1	2-1/2	–	3754-332	3754-331	9.27	–	–	–	–	–
1/4-28 UNF	3	3	1	2-1/2	–	3714-332	3714-331	9.64	–	–	–	–	–
1/4-28 UNF	3	4	1	2-1/2	3744-333	3744-332	3744-331	8.92	3700-433	$26.78	4164-332	4164-331	11.33
1/4-28 UNF	4	4	1	2-1/2	–	3744-342	3744-341	9.92	–	–	–	–	–
5/16-18 UNC	1	4	1-1/8	2-23/32	–	3744-512	3744-511	12.20	–	–	–	–	–
5/16-18 UNC	2	4	1-1/8	2-23/32	–	3744-522	3744-521	11.71	–	–	–	–	–
5/16-18 UNC	3	2	1-1/8	2-23/32	–	3754-632	3754-631	12.20	–	–	–	–	–
5/16-18 UNC	3	3	1-1/8	2-23/32	–	3714-532	3714-531	11.04	–	–	–	–	–
5/16-18 UNC	3	4	1-1/8	2-23/32	3744-533	3744-532	3744-531	9.92	3700-453	29.76	4164-532	4164-531	11.00
5/16-18 UNC	5	4	1-1/8	2-23/32	–	3744-552	3744-551	11.27	–	–	–	–	–
5/16-18 UNC	11	4	1-1/8	2-23/32	–	3744-592	–	12.60	–	–	–	–	–
5/16-24 UNF	1	4	1-1/8	2-23/32	–	3744-712	3744-711	10.20	–	–	–	–	–
5/16-24 UNF	2	4	1-1/8	2-23/32	–	3744-722	–	12.65	–	–	–	–	–
5/16-24 UNF	3	3	1-1/8	2-23/32	–	3714-732	3714-731	10.64	–	–	–	–	–
5/16-24 UNF	3	4	1-1/8	2-23/32	3744-733	3744-732	3744-731	9.92	3700-473	29.76	4164-732	4164-731	11.00
5/16-24 UNF	4	4	1-1/8	2-23/32	–	3744-742	3744-741	9.43	–	–	–	–	–
3/8-16 UNC	1	4	1-1/4	2-15/16	–	3744-912	3744-911	13.04	–	–	–	–	–
3/8-16 UNC	2	4	1-1/4	2-15/16	–	3744-922	3744-921	12.09	–	–	–	–	–
3/8-16 UNC	3	3	1-1/4	2-15/16	–	3714-932	3714-931	11.39	–	–	–	–	–
3/8-16 UNC	3	4	1-1/4	2-15/16	3744-933	3744-932	3744-931	13.31	3700-493	35.32	4164-932	4164-931	15.07
3/8-16 UNC	5	4	1-1/4	2-15/16	–	3744-952	3744-951	12.65	–	–	–	–	–
3/8-16 UNC	11	4	1-1/4	2-15/16	–	3744-992	–	27.90	–	–	–	–	–
3/8-24 UNF	1	4	1-1/4	2-15/16	–	3745-112	3745-111	29.06	–	–	–	–	–
3/8-24 UNF	2	4	1-1/4	2-15/16	–	3745-122	3745-121	16.16	–	–	–	–	–
3/8-24 UNF	3	3	1-1/4	2-15/16	–	3715-132	3715-131	12.16	–	–	–	–	–
3/8-24 UNF	3	4	1-1/4	2-15/16	3745-133	3745-132	3745-131	13.31	3700-513	35.32	4165-132	4165-131	15.07
3/8-24 UNF	4	4	1-1/4	2-15/16	–	3745-142	3745-141	25.32	–	–	–	–	–
7/16-14 UNC	3	3	1-7/16	3-5/32	–	3715-332	–	17.68	–	–	–	–	–
7/16-14 UNC	3	4	1-7/16	3-5/32	3745-333	3745-332	3745-331	19.73	3700-533	59.20	4165-332	4165-331	23.01
7/16-14 UNC	5	4	1-7/16	3-5/32	–	3745-352	3745-351	19.05	–	–	–	–	–
7/16-14 UNC	11	4	1-7/16	3-5/32	–	3745-392	–	19.82	–	–	–	–	–
7/16-20 UNF	3	3	1-7/16	3-5/32	–	3715-532	–	18.84	–	–	–	–	–
7/16-20 UNF	3	4	1-7/16	3-5/32	3745-533	3745-532	3745-531	19.73	3700-553	59.20	4165-532	4165-531	23.01
7/16-20 UNF	5	4	1-7/16	3-5/32	–	3745-552	3745-551	20.14	–	–	–	–	–
1/2-13 UNC	1	4	1-21/32	3-3/8	–	3745-712	–	20.82	–	–	–	–	–
1/2-13 UNC	3	3	1-21/32	3-3/8	–	3715-732	3715-731	26.33	–	–	–	–	–
1/2-13 UNC	3	4	1-21/32	3-3/8	3745-733	3745-732	3745-731	26.01	3700-573	66.54	4165-732	4165-731	23.90
1/2-13 UNC	5	4	1-21/32	3-3/8	–	3745-752	3745-751	20.82	–	–	–	–	–
1/2-13 UNC	11	4	1-21/32	3-3/8	–	3745-792	–	20.82	–	–	–	–	–
1/2-20 UNF	1	4	1-21/32	3-3/8	–	3745-912	3745-911	33.40	–	–	–	–	–
1/2-20 UNF	3	3	1-21/32	3-3/8	–	3715-932	–	21.03	–	–	–	–	–
1/2-20 UNF	3	4	1-21/32	3-3/8	3745-933	3745-932	3745-931	26.01	3700-593	78.04	4165-932	4165-931	25.78
1/2-20 UNF	5	4	1-21/32	3-3/8	–	3745-952	–	21.40	–	–	–	–	–
9/16-12 UNC	3	4	1-21/32	3-19/32	3746-133	3746-132	3746-131	41.62	3700-613	124.87	4166-132	4166-131	41.76
9/16-12 UNC	5	4	1-21/32	3-19/32	–	3746-152	–	30.79	–	–	–	–	–
9/16-18 UNF	2	4	1-21/32	3-19/32	–	3746-322	–	30.79	–	–	–	–	–
9/16-18 UNF	3	4	1-21/32	3-19/32	3746-333	3746-332	3746-331	41.62	3700-633	124.87	4166-332	4166-331	41.76
9/16-18 UNF	5	4	1-21/32	3-19/32	–	3746-352	–	30.79	–	–	–	–	–

Sizes in Bold will be furnished unless otherwise specified.

(Continued)

Hand Taps – Fractional Sizes (Continued)

High Speed Steel & TiN Coated

WARNING: This product contains Cobalt and/or Nickel and/or Lead a chemical known to the state of California to cause cancer or birth defects or other reproductive harm. For more information: www.prop65.ca.gov. WARNING: Cutting tools may shatter. Always wear approved safety glasses and mask when regrinding.

MADE IN USA

2

Bottoming

Plug

Taper

					ALLEGIANCE® AMERICAN MADE HIGH SPEED STEEL						BRUBAKER TOOL CORPORATION TiN COATED		
NOMINAL SIZE	H LIMIT	# OF FLT.	THR. LGTH.	OVERALL LGTH.	TAPER ORDER NO.	PLUG ORDER NO.	BOTTOM ORDER NO.	PRICE EACH	SET ORDER NO.	PRICE EACH	PLUG ORDER NO.	BOTTOM ORDER NO.	PRICE EACH
5/8-11 UNC	2	4	1-13/16	3-13/16	–	3746-522	–	$39.15	–	–	–	–	–
5/8-11 UNC	3	4	1-13/16	3-13/16	3746-533	3746-532	3746-531	53.13	3700-653	$159.39	4166-532	4166-531	$46.93
5/8-11 UNC	5	4	1-13/16	3-13/16	–	3746-552	3746-551	39.15	–	–	–	–	–
5/8-11 UNC	11	4	1-13/16	3-13/16	–	3746-592	–	39.15	–	–	–	–	–
5/8-18 UNF	2	4	1-13/16	3-13/16	–	3746-722	–	45.32	–	–	–	–	–
5/8-18 UNF	3	4	1-13/16	3-13/16	3746-733	3746-732	3746-731	53.13	3700-673	159.39	4166-732	4166-731	46.93
5/8-18 UNF	5	4	1-13/16	3-13/16	–	3746-752	3746-751	39.15	–	–	–	–	–
11/16-11 UNC	3	4	1-13/16	4-1/32	3746-933	3746-932	3746-931	66.85	3700-693	200.54	–	–	–
11/16-16 UNF	3	4	1-13/16	4-1/32	3747-133	3747-132	3747-131	66.85	3700-713	200.54	–	–	–
3/4-10 UNC	2	4	2	4-1/4	–	3747-322	–	51.38	–	–	–	–	–
3/4-10 UNC	3	4	2	4-1/4	3747-333	3747-332	3747-331	70.29	3700-733	210.86	4167-332	4167-331	60.39
3/4-10 UNC	5	4	2	4-1/4	–	3747-352	3747-351	51.38	–	–	–	–	–
3/4-16 UNF	1	4	2	4-1/4	–	3747-512	–	57.55	–	–	–	–	–
3/4-16 UNF	2	4	2	4-1/4	–	3747-522	–	62.76	–	–	–	–	–
3/4-16 UNF	3	4	2	4-1/4	3747-533	3747-532	3747-531	70.29	3700-753	210.86	4167-532	4167-531	60.39
3/4-16 UNF	5	4	2	4-1/4	–	3747-552	3747-551	51.38	–	–	–	–	–
7/8-9 UNC	4	4	2-7/32	4-11/16	3747-743	3747-742	3747-741	95.63	3700-744	286.90	–	–	–
7/8-9 UNC	6	4	2-7/32	4-11/16	–	3747-762	–	69.75	–	–	–	–	–
7/8-14 UNF	2	4	2-7/32	4-11/16	–	3747-922	–	69.75	–	–	–	–	–
7/8-14 UNF	4	4	2-7/32	4-11/16	3747-943	3747-942	3747-941	95.63	3700-794	286.90	–	–	–
1"–8 UNC	4	4	2-1/2	5-1/8	3748-143	3748-142	3748-141	130.41	3700-814	312.98	–	–	–
1"–8 UNC	6	4	2-1/2	5-1/8	–	3748-162	–	91.18	–	–	–	–	–
1"–12 UNF	4	4	2-1/2	5-1/8	3748-343	3748-342	3748-341	130.41	3700-834	391.23	–	–	–
1"–14 UNF	4	4	2-1/2	5-1/8	3748-543	3748-542	3748-541	130.41	3700-854	391.23	–	–	–
1-1/8–7 UNC	4	4	2-9/16	5-7/16	3748-743	3748-742	3748-741	212.52	3700-874	637.56	–	–	–
1-1/8–12 UNF	4	4	2-9/16	5-7/16	3748-943	3748-942	3748-941	212.75	3700-894	638.25	–	–	–
1-1/4–7 UNC	4	4	2-9/16	5-3/4	3749-143	3749-142	3749-141	267.87	3700-914	803.62	–	–	–
1-1/4–12 UNF	4	6	2-9/16	5-3/4	3749-343	3749-342	3749-341	267.87	3700-934	803.62	–	–	–
1-3/8–6 UNC	4	4	3	6-1/6	3749-543	3749-542	3749-541	382.54	3700-954	1147.61	–	–	–
1-3/8–12 UNF	4	6	3	6-1/6	3749-743	3749-742	3749-741	382.54	3700-974	1147.61	–	–	–
1-1/2–6 UNC	4	4	3	6-3/8	3749-843	3749-842	3749-841	425.04	3700-984	1275.12	–	–	–
1-1/2–12 UNF	4	6	3	6-3/8	3749-943	3749-942	3749-941	425.04	3700-994	1275.12	–	–	–

Ground Thread Hand Taps -

High Speed Steel – NC, NF & NS – RH

WARNING: This product contains Cobalt and/or Nickel and/or Lead a chemical known to the state of California to cause cancer or birth defects or other reproductive harm. For more information: www.prop65.ca.gov. **WARNING:** Cutting tools may shatter. Always wear approved safety glasses and mask when regrinding.

Bottoming

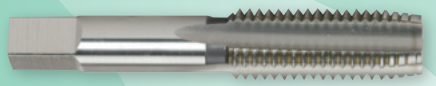

Plug



Taper

				Pittsburg® ALLEGHANY 3						Allegiance® American Made 2					
								SETS						SETS	
SIZE	NC NF NS	DIAM. LIMIT	NO. OF FLTS.	BOTT. ORDER NO.	PLUG ORDER NO.	TAPER ORDER NO.	PRICE EACH	ORDER NO.	SET PRICE	BOTT. ORDER NO.	PLUG ORDER NO.	TAPER ORDER NO.	PRICE EACH	ORDER NO.	SET PRICE
0-80	NF	H1	2	3510-111	3510-112	3510-113	$5.25	2300-011	$25.34	3570-111	3570-112	3570-113	$11.30	2200-011	POA
0-80	NF	H2	2	3510-121	3510-122	3510-123	5.25	–	–	3570-121	3570-122	3570-123	9.24	–	–
1-64	NC	H1	2	3510-311	3510-312	3510-313	8.25	2300-031	24.75	3570-311	3570-312	3570-313	11.30	2200-031	POA
1-64	NC	H2	2	3510-321	3510-322	3510-323	4.88	–	–	3570-411	3570-412	3570-413	9.24	–	–
1-72	NF	H1	2	3510-511	3510-512	3510-513	4.88	2300-051	14.64	3570-511	3570-512	3570-513	13.93	–	–
1-72	NF	H2	2	3510-521	3510-522	3510-523	8.25	2300-061	POA	3570-521	3570-522	3570-523	9.24	2200-061	POA
2-56	NC	H1	3	3510-711	3510-712	3510-713	4.23	2300-071	12.69	3570-621	3570-622	3570-623	7.97	–	–
2-56	NC	H2	3	3510-721	3510-722	3510-723	6.86	2300-072	20.59	3570-721	3570-722	3570-723	11.30	2200-072	POA
2-64	NF	H1	3	3510-911	3510-912	3510-913	4.23	–	–	3570-821	3570-822	3570-823	8.57	–	–
2-64	NF	H2	3	3510-921	3510-922	3510-923	6.86	2300-092	20.59	3570-921	3570-922	3570-923	11.30	2200-092	POA
3-48	NC	H1	3	3511-111	3511-112	3511-113	3.27	–	–	3571-021	3571-022	3571-023	6.12	–	–
3-48	NC	H2	3	3511-121	3511-122	3511-123	5.41	2300-112	16.24	3571-121	3571-122	3571-123	7.50	2200-112	POA
3-56	NF	H1	3	3511-311	3511-312	3511-313	3.27	–	–	3571-221	3571-222	3571-223	6.85	–	–
3-56	NF	H2	3	3511-321	3511-322	3511-323	5.41	2300-132	16.24	3571-321	3571-322	3571-323	9.00	2200-132	POA
4-40	NC	H1	3	3511-711	3511-712	3511-713	2.88	2300-171	8.64	3571-711	3571-712	3571-713	8.18	–	–
4-40	NC	H2	3	3511-721	3511-722	3511-723	3.89	2300-172	11.68	3571-721	3571-722	3571-723	7.00	2200-172	POA
4-48	NF	H1	3	3511-911	3511-912	3511-913	8.01	–	–	3571-821	3571-822	3571-823	5.43	–	–
4-48	NF	H2	3	3511-921	3511-922	3511-923	3.89	2300-192	11.68	3571-921	3571-922	3571-923	7.00	2200-192	POA
4-36	NS	H1	3	3511-511	3511-512	3511-513	2.88	–	–	3571-421	3571-422	3571-423	5.43	–	–
4-36	NS	H2	3	3511-521	3511-522	3511-523	3.89	2300-152	11.68	3571-521	3571-522	3571-523	8.18	2200-152	POA
5-40	NC	H1	3	3512-111	3512-112	3512-113	2.68	–	–	3572-111	3572-112	3572-113	5.43	–	–
5-40	NC	H2	3	3512-121	3512-122	3512-123	4.06	2300-212	12.18	3572-121	3572-122	3572-123	7.00	2200-212	POA
5-44	NF	H1	3	3512-311	3512-312	3512-313	2.68	–	–	3572-311	3572-312	3572-313	5.43	–	–
5-44	NF	H2	3	3512-321	3512-322	3512-323	4.06	2300-232	12.18	3572-321	3572-322	3572-323	7.90	2200-232	POA
6-32	NC	H1	3	3512-511	3512-512	3512-513	2.24	2300-251	6.72	3572-511	3572-512	3572-513	4.07	–	–
6-32	NC	H2	3	3512-521	3512-522	3512-523	2.24	2300-252	6.72	3572-521	3572-522	3572-523	6.14	–	–
6-32	NC	H3	3	3512-531	3512-532	3512-533	3.23	2300-253	9.70	3572-531	3572-532	3572-533	5.80	2200-253	POA
6-32	NC	H7	3	3512-571	3512-572	3512-573	2.24	–	–	3572-571	3572-572	3572-573	4.07	–	–
6-40	NF	H1	3	3512-711	3512-712	3512-713	2.24	2300-271	6.72	3572-711	3572-712	3572-713	4.07	–	–
6-40	NF	H2	3	3512-721	3512-722	3512-723	3.23	2300-272	9.70	3572-721	3572-722	3572-723	5.80	2200-272	POA
8-32	NC	H1	4	3512-911	3512-912	3512-913	2.24	2300-291	6.72	3572-911	3572-912	3572-913	4.22	–	–
8-32	NC	H2	4	3512-921	3512-922	3512-923	2.24	2300-292	6.72	3572-921	3572-922	3572-923	6.36	–	–
8-32	NC	H3	4	3512-931	3512-932	3512-933	3.23	2300-293	9.70	3572-931	3572-932	3572-933	5.80	2200-293	POA
8-32	NC	H7	4	3512-971	3512-972	3512-973	2.24	–	–	3572-971	3572-972	3572-973	POA	–	–
8-36	NF	H1	4	3513-111	3513-112	3513-113	2.24	–	–	3572-111	3572-112	3572-113	POA	–	–
8-36	NF	H2	4	3513-121	3513-122	3513-123	3.23	2300-312	9.70	3573-121	3573-122	3573-123	6.75	2200-312	POA
10-24	NS	H1	4	3513-311	3513-312	3513-313	2.40	2300-331	7.20	3573-311	3573-312	3573-313	POA	–	–
10-24	NS	H2	4	3513-321	3513-322	3513-323	2.40	2300-332	7.20	3573-321	3573-322	3573-323	POA	–	–
10-24	NS	H3	4	3513-331	3513-332	3513-333	3.23	2300-333	9.70	3573-331	3573-332	3573-333	6.75	2200-333	POA
10-24	NS	H7	4	3513-371	3513-372	3513-373	2.40	–	–	3573-371	3573-372	3573-373	POA	–	–
10-32	NF	H1	4	3513-511	3513-512	3513-513	2.40	2300-351	7.20	3573-511	3573-512	3573-513	POA	–	–
10-32	NF	H2	4	3513-521	3513-522	3513-523	2.40	2300-352	7.20	3573-521	3573-522	3573-523	POA	–	–
10-32	NF	H3	4	3513-531	3513-532	3513-533	3.23	2300-353	9.70	3573-531	3573-532	3573-533	6.75	2200-353	POA
10-32	NF	H7	4	3513-571	3513-572	3513-573	2.40	–	–	3573-571	3573-572	3573-573	POA	–	–
12-24	NC	H2	4	3513-721	3513-722	3513-723	2.55	–	–	3573-721	3573-722	3573-723	POA	–	–
12-24	NC	H3	4	3513-731	3513-732	3513-733	3.43	2300-373	10.30	3573-731	3573-732	3573-733	6.75	2200-373	POA
12-28	NF	H1	4	3513-911	3513-912	3513-913	2.55	2300-391	7.65	3573-911	3573-912	3573-913	POA	–	–
12-28	NF	H2	4	3513-921	3513-922	3513-923	2.55	–	–	3573-921	3573-922	3573-923	POA	–	–
12-28	NF	H3	4	3513-931	3513-932	3513-933	3.43	2300-393	10.30	3573-931	3573-932	3573-933	6.75	2200-393	POA

Alternate Flute Taps available upon request.

(Continued)

Ground Thread Hand Taps -

High Speed Steel – NC, NF & NS – RH

WARNING: This product contains Cobalt and/or Nickel and/or Lead a chemical known to the state of California to cause cancer or birth defects or other reproductive harm. For more information: www.prop65.ca.gov. **WARNING:** Cutting tools may shatter. Always wear approved safety glasses and mask when regrinding.

Bottoming

Plug

Taper

				Pittsburg® ALLEGHANY [3]						Allegiance® AMERICAN MADE [2]					
SIZE	NC NF NS	DIAM. LIMIT	NO. OF FLTS.	BOTT. ORDER NO.	PLUG ORDER NO.	TAPER ORDER NO.	PRICE EACH	SETS ORDER NO.	SETS SET PRICE	BOTT. ORDER NO.	PLUG ORDER NO.	TAPER ORDER NO.	PRICE EACH	SETS ORDER NO.	SETS SET PRICE
1/4-20	NC	H1	4	3514-111	3514-112	3514-113	$ 2.74	2300-411	$ 8.22	3574-111	3574-112	3574-113	$5.70	–	–
1/4-20	NC	H2	4	3514-121	3514-122	3514-123	2.74	2300-412	8.22	3574-121	3574-122	3574-123	5.45	–	–
1/4-20	NC	H3	4	3514-131	3514-132	3514-133	3.23	2300-413	9.70	3574-131	3574-132	3574-133	6.75	2200-413	POA
1/4-20	NC	H5	4	3514-151	3514-152	3514-153	2.74	2300-415	8.22	3574-151	3574-152	3574-153	5.45	–	–
1/4-28	NF	H1	4	3514-311	3514-312	3514-313	2.74	2300-431	8.22	3574-311	3574-312	3574-313	5.45	–	–
1/4-28	NF	H2	4	3514-321	3514-322	3514-323	2.74	2300-432	8.22	3574-321	3574-322	3574-323	5.70	–	–
1/4-28	NF	H3	4	3514-331	3514-332	3514-333	3.23	2300-433	9.70	3574-331	3574-332	3574-333	6.75	2200-433	POA
1/4-28	NF	H4	4	3514-341	3514-342	3514-343	2.74	2300-434	8.22	3574-341	3574-342	3574-343	5.70	–	–
5/16-18	NC	H1	4	3514-511	3514-512	3514-513	3.26	2300-451	9.78	3574-511	3574-512	3574-513	6.11	–	–
5/16-18	NC	H2	4	3514-521	3514-522	3514-523	3.26	2300-452	9.78	3574-521	3574-522	3574-523	6.11	–	–
5/16-18	NC	H3	4	3514-531	3514-532	3514-533	4.16	2300-453	12.47	3574-531	3574-532	3574-533	7.50	2200-453	POA
5/16-18	NC	H5	4	3514-551	3514-552	3514-553	3.26	2300-455	9.78	3574-551	3574-552	3574-553	6.11	–	–
5/16-24	NF	H1	4	3514-711	3514-712	3514-713	3.26	2300-471	9.78	3574-711	3574-712	3574-713	6.11	–	–
5/16-24	NF	H2	4	3514-721	3514-722	3514-723	3.26	2300-472	9.78	3574-721	3574-722	3574-723	6.11	–	–
5/16-24	NF	H3	4	3514-731	3514-732	3514-733	4.16	2300-473	12.47	3574-731	3574-732	3574-733	7.50	2200-473	POA
5/16-24	NF	H4	4	3514-741	3514-742	3514-743	3.26	2300-474	9.78	3574-741	3574-742	3574-743	6.11	–	–
3/8-16	NC	H1	4	3514-911	3514-912	3514-913	3.52	2300-491	10.56	3574-911	3574-912	3574-913	8.21	–	–
3/8-16	NC	H2	4	3514-921	3514-922	3514-923	3.52	2300-492	10.56	3574-921	3574-922	3574-923	7.16	–	–
3/8-16	NC	H3	4	3514-931	3514-932	3514-933	4.69	2300-493	14.06	3574-931	3574-932	3574-933	8.90	2200-493	POA
3/8-16	NC	H5	4	3514-951	3514-952	3514-953	3.52	2300-495	10.56	3574-951	3574-952	3574-953	7.16	–	–
3/8-24	NF	H1	4	3515-111	3515-112	3515-113	3.52	2300-511	10.56	3575-111	3575-112	3575-113	8.21	–	–
3/8-24	NF	H2	4	3515-121	3515-122	3515-123	3.52	2300-512	10.56	3575-121	3575-122	3575-123	7.16	–	–
3/8-24	NF	H3	4	3515-131	3515-132	3515-133	4.69	2300-513	14.06	3575-131	3575-132	3575-133	8.90	2200-513	POA
3/8-24	NF	H4	4	3515-141	3515-142	3515-143	3.52	2300-514	10.56	3575-141	3575-142	3575-143	7.16	–	–
7/16-14	NC	H1	4	3515-311	3515-312	3515-313	5.36	–	–	3575-311	3575-312	3575-313	11.53	–	–
7/16-14	NC	H2	4	3515-321	3515-322	3515-323	5.36	–	–	3575-321	3575-322	3575-323	11.53	–	–
7/16-14	NC	H3	4	3515-331	3515-332	3515-333	7.69	2300-533	23.07	3575-331	3575-332	3575-333	13.20	2200-533	POA
7/16-14	NC	H5	4	3515-351	3515-352	3515-353	5.36	2300-535	16.08	3575-351	3575-352	3575-353	11.53	–	–
7/16-20	NF	H1	4	3515-521	3515-522	3515-523	5.36	–	–	3575-521	3575-522	3575-523	11.53	–	–
7/16-20	NF	H2	4	3515-524	3515-525	3515-526	5.36	–	–	3575-524	3575-525	3575-526	10.52	–	–
7/16-20	NF	H3	4	3515-531	3515-532	3515-533	7.69	2300-553	23.07	3575-531	3575-532	3575-533	13.20	2200-553	POA
7/16-20	NF	H5	4	3515-551	3515-552	3515-553	5.36	2300-555	16.08	3575-551	3575-552	3575-553	11.53	–	–
1/2-13	NC	H1	4	3515-711	3515-712	3515-713	6.74	2300-571	20.22	3575-711	3575-712	3575-713	13.45	–	–
1/2-13	NC	H2	4	3515-721	3515-722	3515-723	6.74	–	–	3575-721	3575-722	3575-723	13.45	–	–
1/2-13	NC	H3	4	3515-731	3515-732	3515-733	8.55	2300-573	25.64	3575-731	3575-732	3575-733	14.50	2200-573	POA
1/2-13	NC	H5	4	3515-751	3515-752	3515-753	6.74	2300-575	20.22	3575-751	3575-752	3575-753	13.71	–	–
1/2-20	NF	H1	4	3515-911	3515-912	3515-913	6.74	2300-591	20.22	3575-911	3575-912	3575-913	13.45	–	–
1/2-20	NF	H2	4	3515-921	3515-922	3515-923	6.74	–	–	3575-921	3575-922	3575-923	13.45	–	–
1/2-20	NF	H3	4	3515-931	3515-932	3515-933	8.55	2300-593	25.64	3575-931	3575-932	3575-933	14.50	2200-593	POA
1/2-20	NF	H5	4	3515-951	3515-952	3515-953	6.74	2300-595	20.22	3575-951	3575-952	3575-953	13.45	–	–
9/16-12	NC	H1	4	3516-111	3516-112	3516-113	8.79	–	–	3576-111	3576-112	3576-113	POA	–	–
9/16-12	NC	H2	4	3516-121	3516-122	3516-123	8.79	–	–	3576-121	3576-122	3576-123	POA	–	–
9/16-12	NC	H3	4	3516-131	3516-132	3516-133	13.93	2300-613	41.80	3576-131	3576-132	3576-133	23.20	2200-613	POA
9/16-12	NC	H5	4	3516-151	3516-152	3516-153	8.79	2300-615	26.37	3576-151	3576-152	3576-153	20.40	–	–
9/16-18	NF	H1	4	3516-311	3516-312	3516-313	8.79	–	–	3576-311	3576-312	3576-313	POA	–	–
9/16-18	NF	H2	4	3516-321	3516-322	3516-323	8.79	–	–	3576-321	3576-322	3576-323	POA	–	–
9/16-18	NF	H3	4	3516-331	3516-332	3516-333	13.93	2300-633	41.80	3576-331	3576-332	3576-333	23.20	2200-633	POA
9/16-18	NF	H5	4	3516-351	3516-352	3516-353	8.79	–	–	3576-351	3576-352	3576-353	20.40	–	–
5/8-11	NC	H1	4	3516-511	3516-512	3516-513	10.18	–	–	3576-511	3576-512	3576-513	POA	–	–
5/8-11	NC	H2	4	3516-521	3516-522	3516-523	10.18	2300-652	30.54	3576-521	3576-522	3576-523	POA	–	–
5/8-11	NC	H3	4	3516-531	3516-532	3516-533	17.02	2300-653	51.06	3576-531	3576-532	3576-533	27.50	2200-655	POA
5/8-11	NC	H5	4	3516-551	3516-552	3516-553	10.18	2300-655	30.54	3576-551	3576-552	3576-553	25.87	–	–
5/8-18	NF	H1	4	3516-711	3516-712	3516-713	10.18	–	–	3576-711	3576-712	3576-713	POA	–	–
5/8-18	NF	H2	4	3516-721	3516-722	3516-723	10.18	2300-672	30.54	3576-721	3576-722	3576-723	POA	–	–
5/8-18	NF	H3	4	3516-731	3516-732	3516-733	17.02	2300-673	51.06	3576-731	3576-732	3576-733	27.50	2200-673	POA
5/8-18	NF	H5	4	3516-751	3516-752	3516-753	10.18	2300-675	30.54	3576-751	3576-752	3576-753	25.87	–	–
11/16-11	NC	H3	4	3516-931	3516-932	3516-933	20.46	2300-693	61.38	3576-931	3576-932	3576-933	34.60	–	–
11/16-16	NF	H3	4	3517-131	3517-132	3517-133	20.46	2300-713	61.38	3577-131	3577-132	3577-133	34.60	2200-713	POA

Alternate Flute Taps available upon request.

(Continued)

Ground Thread Hand Taps - NC, NF & NS

WARNING: This product contains Cobalt and/or Nickel and/or Lead a chemical known to the state of California to cause cancer or birth defects or other reproductive harm. For more information: www.prop65.ca.gov. **WARNING:** Cutting tools may shatter. Always wear approved safety glasses and mask when regrinding.

Bottoming

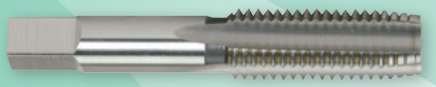

Plug



Taper

				Pittsburg® ALLEGHANY				SETS		ALLEGIANCE® AMERICAN MADE				SETS	
SIZE	NC NF NS	DIAM. LIMIT	NO. OF FLTS.	BOTT. ORDER NO.	PLUG ORDER NO.	TAPER ORDER NO.	PRICE EACH	ORDER NO.	SET PRICE	BOTT. ORDER NO.	PLUG ORDER NO.	TAPER ORDER NO.	PRICE EACH	ORDER NO.	SET PRICE
3/4-10	NC	H1	4	3517-311	3517-312	3517-313	$15.59	–	–	3577-311	3578-312	3578-313	POA	–	–
3/4-10	NC	H2	4	3517-321	3517-322	3517-323	15.59	2300-732	$46.77	3577-321	3577-322	3577-323	POA	–	–
3/4-10	NC	H3	4	3517-331	3517-332	3517-333	22.94	2300-733	68.81	3577-331	3577-332	3577-333	$36.38	2200-733	POA
3/4-10	NC	H5	4	3517-351	3517-352	3517-353	15.59	2300-735	46.77	3577-351	3577-352	3577-353	34.42	–	–
3/4-16	NF	H1	4	3517-511	3517-512	3517-513	15.59	2300-751	46.77	3577-511	3577-512	3577-513	POA	–	–
3/4-16	NF	H2	4	3517-521	3517-522	3517-523	15.59	2300-752	46.77	3577-521	3577-522	3577-523	POA	–	–
3/4-16	NF	H3	4	3517-531	3517-532	3517-533	22.94	2300-753	68.81	3577-531	3577-532	3577-533	36.38	2200-755	POA
3/4-16	NF	H5	4	3517-551	3517-552	3517-553	15.59	2300-755	46.77	3577-551	3577-552	3577-553	34.42	–	–
7/8-9	NC	H1	4	3517-711	3517-712	3517-713	19.55	–	–	3577-711	3577-712	3577-713	POA	–	–
7/8-9	NC	H2	4	3517-721	3517-722	3517-723	19.55	–	–	3577-721	3577-722	3577-723	POA	–	–
7/8-9	NC	H3	4	3517-731	3517-732	3517-733	19.55	–	–	3577-731	3577-732	3577-733	POA	–	–
7/8-9	NC	H4	4	3517-741	3517-742	3517-743	32.67	2300-774	98.01	3577-741	3577-742	3577-743	49.50	2200-774	POA
7/8-9	NC	H6	4	3517-761	3517-762	3517-763	19.55	2300-776	58.65	3577-761	3577-762	3577-763	POA	–	–
7/8-14	NF	H1	4	3517-911	3517-912	3517-913	19.55	–	–	3577-911	3577-912	3577-913	POA	–	–
7/8-14	NF	H2	4	3517-921	3517-922	3517-923	19.55	2300-792	58.65	3577-921	3577-922	3577-923	POA	–	–
7/8-14	NF	H3	4	3517-931	3517-932	3517-933	19.55	–	–	3577-931	3577-932	3577-933	POA	–	–
7/8-14	NF	H4	4	3517-941	3517-942	3517-943	32.67	2300-794	98.01	3577-941	3577-942	3577-943	49.50	2200-794	POA
7/8-14	NF	H6	4	3517-961	3517-962	3517-963	19.55	2300-796	58.65	3577-961	3577-962	3577-963	POA	–	–
1-8	NC	H1	4	3518-111	3518-112	3518-113	28.82	–	–	3578-111	3578-112	3578-113	POA	–	–
1-8	NC	H2	4	3518-121	3518-122	3518-123	28.82	–	–	3578-121	3578-122	3578-123	POA	–	–
1-8	NC	H3	4	3518-131	3518-132	3518-133	28.82	–	–	3578-131	3578-132	3578-133	POA	–	–
1-8	NC	H4	4	3518-141	3518-142	3518-143	42.90	2300-814	128.70	3578-141	3578-142	3578-143	67.50	2200-814	POA
1-8	NC	H6	4	3518-161	3518-162	3518-163	28.82	2300-816	86.46	3578-161	3578-162	3578-163	POA	–	–
1-12	NF	H1	4	3518-311	3518-312	3518-313	28.82	–	–	3578-311	3578-312	3578-313	POA	–	–
1-12	NF	H2	4	3518-321	3518-322	3518-323	28.82	–	–	3578-321	3578-322	3578-323	POA	–	–
1-12	NF	H4	4	3518-341	3518-342	3518-343	42.90	2300-834	128.70	3578-341	3578-342	3578-343	67.50	2200-834	POA
1-14	NS	H1	4	3518-511	3518-512	3518-513	28.82	–	–	3578-511	3578-512	3578-513	POA	–	–
1-14	NS	H2	4	3518-521	3518-522	3518-523	POA	–	–	3578-521	3578-522	3578-523	POA	–	–
1-14	NS	H4	4	3518-541	3518-542	3518-543	42.90	2300-854	128.70	3578-541	3578-542	3578-543	67.50	2200-854	POA
1-14	NS	H6	4	3518-561	3518-562	3518-563	POA	–	–	3578-611	3578-612	3578-613	POA	–	–
1-1/8-7	NC	H4	4	3518-741	3518-742	3518-743	68.05	2300-874	204.14	3578-741	3578-742	3578-743	110.00	2200-874	POA
1-1/8-12	NF	H4	4	3518-941	3518-942	3518-943	68.05	2300-894	204.14	3578-941	3578-942	3578-943	110.12	2200-894	POA
1-1/4-7	NC	H4	4	3519-141	3519-142	3519-143	88.90	2300-914	266.71	3579-141	3579-142	3579-143	138.65	2200-914	POA
1-1/4-12	NF	H4	6	3519-341	3519-342	3519-343	88.90	2300-934	266.71	3579-341	3579-342	3579-343	138.65	2200-934	POA
1-3/8-6	NC	H4	4	3519-541	3519-542	3519-543	128.65	2300-954	335.61	3579-541	3579-542	3579-543	198.00	2200-954	POA
1-3/8-12	NF	H4	6	3519-741	3519-742	3519-743	128.65	2300-974	335.61	3579-741	3579-742	3579-743	198.00	2200-974	POA
1-1/2-6	NC	H4	4	3519-841	3519-842	3519-843	149.52	2300-984	390.06	3579-841	3579-842	3579-843	220.00	2200-984	POA
1-1/2-12	NF	H4	6	3519-941	3519-942	3519-943	149.52	2300-994	390.06	3579-941	3579-942	3579-943	220.00	2200-994	POA

Alternate Flute Taps available upon request.

Combined Tap & Drill

High Speed Steel

SIZE	OAL	DRILL LENGTH	THREAD LENGTH	ORDER NO.	PRICE EACH
4-40 NC	1-7/8	1/4	3/8	2333-001	$7.20
4-48 NF	1-7/8	1/4	3/8	2333-008	12.70
5-40 NC	1-15/16	9/32	13/32	2333-015	12.70
5-44 NF	1-15/16	9/32	13/32	2333-022	12.70
6-32 NC	2	5/16	7/16	2333-030	7.20
6-40 NF	2	5/16	7/16	2333-036	11.76
8-32 NC	2-1/8	3/8	1/2	2333-044	7.20
8-36 NC	2-1/8	3/8	1/2	2333-051	11.76
10-24 NC	2-3/8	13/32	5/8	2333-058	7.20
10-32 NF	2-3/8	13/32	5/8	2333-065	7.20

SIZE	OAL	DRILL LENGTH	THREAD LENGTH	ORDER NO.	PRICE EACH
12-24 NC	2-3/8	15/32	21/32	2333-072	$8.10
12-28 NF	2-3/8	15/32	21/32	2333-079	13.44
1/4-20 NC	2-1/2	17/32	25/32	2333-086	7.20
1/4-28 NF	2-1/2	17/32	25/32	2333-093	8.10
5/16-18 NC	2-27/32	11/16	15/16	2333-100	8.70
5/16-24 NF	2-27/32	11/16	15/16	2333-107	8.70
3/8-16 NC	3-3/8	13/16	1-1/16	2333-114	9.00
3/8-24 NF	3-3/8	13/16	1-1/16	2333-121	9.00
7/16-14 NC	3-3/4	1	1-1/4	2333-128	13.50
7/16-20 NF	3-3/4	1	1-1/4	2333-135	13.50
1/2-13 NC	4-1/16	1-1/8	1-3/8	2333-142	15.00
1/2-20 NF	4-1/16	1-1/8	1-3/8	2333-149	15.00

Ground Thread Taps

For Cast Iron – High Speed Steel 2

MADE IN USA

WARNING: This product contains Cobalt and/or Nickel and/or Lead a chemical known to the state of California to cause cancer or birth defects or other reproductive harm. For more information: www.prop65.ca.gov. **WARNING:** Cutting tools may shatter. Always wear approved safety glasses and mask when regrinding.

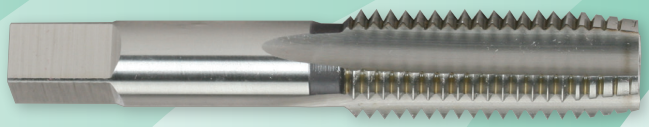

- Designed with flutes and cutting face for tapping cast iron
- Right hand ground thread

SIZE		GH	FLUTES	ORDER NO. BOTTOM	ORDER NO. PLUG	PRICE EACH
10-24	NC	H3	4	–	4183-332	$3.56
1/4-20	NC	H3	4	4184-131	4184-132	6.88
1/4-20	NC	H5	4	4184-151	4184-152	8.36
1/4-28	NF	H3	4	4184-331	4184-332	7.00
5/16-18	NC	H3	4	4184-531	4184-532	8.18
5/16-18	NC	H5	4	4184-551	4184-552	9.21
5/16-24	NF	H3	4	4184-731	4184-732	8.31
3/8-16	NC	H3	4	4184-931	4184-932	9.55
3/8-16	NC	H5	4	4184-951	4184-952	10.80
3/8-24	NF	H3	4	4185-131	4185-132	9.73
7/16-14	NC	H3	4	4185-331	4185-332	16.15
7/16-14	NC	H5	4	4185-351	4185-352	17.72
7/16-20	NF	H3	4	4185-531	4185-532	16.15
7/16-20	NF	H5	4	4185-551	–	10.72
1/2-13	NC	H3	4	4185-731	4185-732	16.83

Alternate Flute Taps available upon request.

SIZE		GH	FLUTES	ORDER NO. BOTTOM	ORDER NO. PLUG	PRICE EACH
1/2-13	NC	H5	4	4185-751	4185-752	$20.66
1/2-20	NF	H3	4	4185-931	4185-932	19.05
9/16-12	NC	H3	4	4186-131	4186-132	28.79
9/16-18	NF	H3	4	4186-331	4186-332	28.79
5/8-11	NC	H3	4	4186-531	4186-532	33.93
5/8-11	NC	H5	4	4186-551	4186-552	39.74
5/8-18	NF	H3	4	4186-731	4186-732	33.93
3/4-10	NC	H3	4	4187-331	4187-332	49.13
3/4-10	NC	H5	4	4187-351	4187-352	52.89
3/4-16	NF	H3	4	4187-531	4187-532	49.13

Metric Sizes

SIZE	GH	FLUTES	ORDER NUMBER BOTTOM	ORDER NUMBER PLUG	PRICE EACH
6 x 1	D5	3	4187-945	4187-946	$ 3.69
8 x 1.25	D5	4	4187-956	4187-957	4.22
10 x 1.5	D6	4	4187-969	4187-970	4.77
12 x 1.75	D6	4	–	4187-981	9.47

Carbon Steel Hand Taps

Right Hand - For Hand Tapping Applications 3



Taper

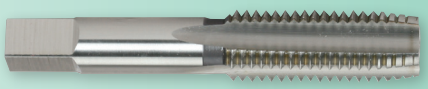

Plug

Bottom

SIZE	NO. OF FLUTES	TAPER ORDER NO.	PLUG ORDER NO.	BOTTOMING ORDER NO.	PRICE NO.	SET ORDER EACH	PRICE NO.
0 – 80 NF	2	2320-003	2320-002	2320-001	POA	2321-000	POA
1 – 64 NC	2	2320-015	2320-014	2320-013	POA	2321-005	POA
1 – 72 NF	3	2320-021	2320-020	2320-019	POA	2321-010	POA
2 – 56 NC	3	2320-026	2320-025	2320-024	POA	2321-015	POA
2 – 64 NF	3	2320-031	2320-030	2320-029	POA	2321-020	POA
3 – 48 NC	3	2320-036	2320-035	2320-034	$2.16	2321-025	POA
3 – 56 NF	3	2320-041	2320-040	2320-039	POA	2321-030	POA
4 – 32 NC	3	2320-046	2320-045	2320-044	POA	2321-035	POA
4 – 36 NC	3	2320-052	2320-051	2320-050	POA	2321-040	POA
4 – 40 NC	3	2320-058	2320-057	2320-056	2.16	2321-045	POA
4 – 48 NF	3	2320-064	2320-063	2320-062	2.16	2321-050	POA
5 – 40 NC	3	2320-076	2320-075	2320-074	1.79	2321-055	POA
5 – 44 NF	3	2320-082	2320-081	2320-080	1.79	2321-057	POA
6 – 32 NC	3	2320-088	2320-087	2320-086	1.79	2321-060	POA
6 – 36 NS	4	2320-100	2320-099	2320-098	2.48	2321-065	POA
6 – 40 NF	3	2320-094	2320-093	2320-092	1.79	2321-070	POA
8 – 32 NC	4	2320-106	2320-105	2320-104	1.79	2321-075	POA
8 – 36 NF	4	2320-012	2320-111	2320-010	1.79	2321-080	POA
8 – 40 NS	4	2320-118	2320-117	2320-116	POA	2321-085	POA
10 – 24 NC	4	2320-124	2320-123	2320-122	1.93	2321-090	POA
10 – 32 NF	4	2320-135	2320-134	2320-133	1.97	2321-095	POA
12 – 24 NC	4	2320-141	2320-140	2320-139	2.24	2321-100	POA
12 – 28 NF	4	2320-147	2320-146	2320-145	2.24	2321-110	POA
12 – 32 NEF	4	2320-150	2320-149	2320-148	0.93	2321-120	POA
14 – 20 NF	4	2320-153	2320-152	2320-151	2.24	2321-130	POA
14 – 24 NC	4	2320-159	2320-158	2320-157	0.93	2321-140	POA
1/4 – 20 NC	4	2320-219	2320-218	2320-217	2.25	2321-155	POA
1/4 – 24 NS	4	2320-222	2320-221	2320-220	2.93	2321-157	POA
1/4 – 28 NF	4	2320-225	2320-224	2320-223	2.25	2321-160	POA
1/4 – 32 NEF	4	2320-231	2320-230	2320-229	1.07	2321-163	POA
5/16 – 18 NC	4	2320-237	2320-236	2320-235	2.75	2321-165	POA
5/16 – 24 NF	4	2320-243	2320-242	2320-241	2.75	2321-170	POA
5/16 – 32 NEF	4	2320-246	2320-245	2320-244	1.17	2321-173	POA

SIZE	NO. OF FLUTES	TAPER ORDER NO.	PLUG ORDER NO.	BOTTOMING ORDER NO.	PRICE EACH	SET ORDER NO.	PRICE EACH
3/8 – 16 NC	4	2320-249	2320-248	2320-247	$3.08	2321-175	POA
3/8 – 24 NF	4	2320-255	2320-254	2320-253	3.08	2321-180	POA
7/16 – 14 NC	4	2320-261	2320-260	2320-259	4.04	2321-185	POA
7/16 – 20 NF	4	2320-267	2320-266	2320-265	4.04	2321-190	POA
1/2 – 13 NC	4	2320-273	2320-272	2320-271	4.64	2321-195	POA
1/2 – 20 NF	4	2320-279	2320-278	2320-277	4.64	2321-200	POA
9/16 – 12 NC	4	2320-285	2320-284	2320-283	6.29	2321-205	POA
9/16 – 18 NF	4	2320-291	2320-290	2320-289	6.29	2321-210	POA
5/8 – 11 NC	4	2320-297	2320-296	2320-295	6.98	2321-215	POA
5/8 – 18 NF	4	2320-303	2320-302	2320-301	6.98	2321-220	$20.93
3/4 – 10 NC	4	2320-321	2320-320	2320-319	9.92	2321-235	POA
3/4 – 16 NF	4	2320-327	2320-326	2320-325	9.92	2321-240	POA
7/8 – 9 NC	4	2320-333	2320-332	2320-331	15.58	2321-245	POA
7/8 – 14 NF	4	2320-339	2320-338	2320-337	15.58	2321-250	POA
1 – 8 NC	4	2320-345	2320-344	2320-343	19.39	2321-255	POA
1 – 12 NF	4	2320-351	2320-350	2320-349	17.31	2321-260	POA
1 – 14 NS	4	2320-357	2320-356	2320-355	17.31	2321-265	POA
1-1/8 – 7 NC	4	2320-363	2320-362	2320-361	38.66	2321-270	POA
1-1/8 – 12 NF	4	2320-366	2320-365	2320-364	38.66	2321-275	POA
1-1/4 – 7 NC	4	2320-372	2320-371	2320-370	44.52	2321-280	POA
1-1/4 – 12 NF	6	2320-378	2320-377	2320-376	44.52	2321-285	POA
1-3/8 – 6 NC	4	2320-384	2320-383	2320-382	52.64	2321-290	POA
1-3/8 – 12 NF	6	2320-390	2320-389	2320-388	52.64	2321-295	POA
1-1/2 – 6 NC	4	2320-396	2320-395	2320-394	62.03	2321-300	POA
1-1/2 – 12 NF	6	2320-402	2320-401	2320-400	62.03	2321-305	POA
1-3/4 – 5 NC	-	2320-407	2320-406	2320-405	POA	2321-310	POA
1-7/8 – 12 NF	-	2320-410	2320-409	2320-408	POA	2321-315	POA
2 – 4-1/2 NC	-	2320-413	2320-412	2320-411	POA	2321-320	POA
2-1/8 – 12 NF	-	2320-416	2320-415	2320-414	POA	2321-325	POA
2-1/4 – 4-1/2 NC	-	2320-421	2320-420	2320-419	POA	2321-330	POA
2-1/2 – 4 NC	-	2320-427	2320-426	2320-425	POA	2321-335	POA
2-7/8 – 12 NF	-	2320-433	2320-432	2320-431	POA	2321-340	POA
3 – 12 NF	-	2320-439	2320-438	2320-437	POA	2321-345	POA

Metric Taps

Ground Thread – High Speed Steel

Look for ALLEGIANCE® AMERICANMADE

MADE IN USA

WARNING: This product contains Cobalt and/or Nickel and/or Lead a chemical known to the state of California to cause cancer or birth defects or other reproductive harm. For more information: www.prop65.ca.gov. **WARNING:** Cutting tools may shatter. Always wear approved safety glasses and mask when regrinding.

Taper

Plug

Bottom

Hand Taps

2

NOMINAL SIZE	D LMT.	# OF FLT.	THR. LGTH.	OAL	ORDER NO. TAPER	ORDER NO. PLUG	ORDER NO. BOTTOM	PRICE EACH	SET ORDER NO.	SET PRICE T/P/B
M1.6 x .35	3	2	5/16	1-5/8	3777-085	3777-084	3777-083	$14.90	3780-005	POA
M1.8 x .35	3	2	3/8	1-11/16	3777-102	3777-101	3777-100	13.93	3780-010	POA
M2 x .4	3	3	7/16	1-3/4	3777-120	3777-119	3777-118	22.23	3780-015	$41.76
M2.2 x .45	3	3	7/16	1-3/4	3777-147	3777-146	3777-145	24.50	3780-020	POA
M2.5 x .45	3	3	1/2	1-13/16	3777-174	3777-173	3777-172	10.27	3780-025	POA
M3 x .5	3	3	5/8	1-15/16	3777-228	3777-227	3777-226	13.28	3780-030	39.84
M3.5 x .6	4	3	11/16	2	3777-282	3777-281	3777-280	10.04	3780-035	POA
M4 x .7	4	4	3/4	2-1/8	3777-327	3777-326	3777-325	9.52	3780-040	28.56
M4.5 x .75	4	4	7/8	2-3/8	3777-354	3777-353	3777-352	9.52	3780-045	20.01
M5 x .8	4	4	7/8	2-3/8	3777-390	3777-389	3777-388	10.00	3780-050	30.00
M6 x 1	5	4	1	2-1/2	3777-466	3777-465	3777-464	10.00	3780-055	30.00
M7 x 1	5	4	1-1/8	2-23/32	3777-525	3777-524	3777-523	10.89	3780-065	37.80
M8 x 1.25	5	4	1-1/8	2-23/32	3777-579	3777-578	3777-577	10.89	3780-070	32.67
M8 x 1	5	4	1-1/8	2-23/32	3777-570	3777-569	3777-568	12.18	3780-068	23.70
M10 x1.5	6	4	1-1/4	2-15/16	3777-696	3777-695	3777-694	20.38	3780-080	61.14
M10 x 1.25	5	4	1-1/4	2-15/16	3777-687	3777-686	3777-685	15.67	3780-075	34.92
M12 x 1.75	6	4	1-21/32	3-3/8	3777-803	3777-802	3777-801	30.50	3780-090	73.20
M12 x 1.25	5	4	1-21/32	3-3/8	3777-780	3777-779	3777-778	30.50	3780-085	41.49
M14 x 2	7	4	1-21/32	3-19/32	3777-965	3777-964	3777-963	45.26	3780-100	108.63
M14 x 1.5	6	4	1-21/32	3-19/32	3777-947	3777-946	3777-945	45.26	3780-095	61.56

NOMINAL SIZE	D LMT.	# OF FLT.	THR. LGTH.	OAL	ORDER NO. TAPER	ORDER NO. PLUG	ORDER NO. BOTTOM	PRICE EACH	SET ORDER NO.	SET PRICE T/P/B
M16 x 2	7	4	1-13/16	3-13/16	3778-072	3778-071	3778-070	$51.01	3780-110	$99.19
M16 x 1.5	6	4	1-13/16	3-13/16	3778-063	3778-062	3778-061	51.01	3780-105	133.08
M18 x 2.5	7	4	1-13/16	4-1/32	3778-153	3778-152	3778-151	59.64	3780-120	133.08
M18 x 1.5	6	4	1-13/16	4-1/32	3778-135	3778-134	3778-133	41.24	3780-115	91.83
M20 x 2.5	7	4	2	4-15/32	3778-243	3778-242	3778-241	81.02	3780-130	243.06
M20 x 1.5	6	4	2	4-15/32	3778-225	3778-224	3778-223	61.25	3780-135	POA
M22 x 2.5	7	4	2-7/32	4-11/16	3778-306	3778-305	3778-304	92.76	3780-140	150.51
M22 x 1.5	6	4	2-7/32	4-11/16	3778-288	3778-287	3778-286	92.76	3780-145	POA
M24 x 3	8	4	2-7/32	4-29/32	3778-342	3778-341	3778-340	108.25	3780-150	324.75
M24 x 2	7	4	2-7/32	4-29/32	3778-324	3778-323	3778-322	91.04	3780-155	POA
M27 x 3	8	4	2-1/2	5-1/8	3778-468	3778-467	3778-466	131.58	3780-160	POA
M27 x 2	7	4	2-1/2	5-1/8	3778-459	3778-458	3778-457	123.66	3780-165	POA
M30 x 3.5	9	4	2-9/16	5-7/16	3778-565	3778-564	3778-563	146.91	3780-170	440.70
M30 x 2	7	4	2-9/16	5-7/16	3778-549	3778-548	3778-547	146.91	3780-175	POA
M33 x 3.5	9	4	2-9/16	5-3/4	3778-630	3778-629	3778-628	153.10	3780-180	POA
M33 x 2	7	4	2-9/16	5-3/4	3778-612	3778-611	3778-610	153.10	3780-185	POA
M36 x 4	9	4	3	6-1/16	3778-693	3778-692	3778-691	202.78	3780-190	POA
M36 x 3	8	4	3	6-1/16	3778-702	3778-701	3778-700	202.78	3780-195	POA
M39 x 4	9	6	3-3/16	6-11/16	3778-747	3778-746	3778-745	274.13	3780-205	POA
M39 x 3	8	6	3-3/16	6-11/16	3778-738	3778-737	3778-736	274.13	3780-210	POA

Metric Hand Taps – Ground Thread, High Speed Steel, Quality Import

3

Pittsburg® ALLEGHANY

SIZE	PLUG ORDER NO.	BOTTOM ORDER NO.	TAPER ORDER NO.	PRICE EACH	SETS ORDER NO.	SETS PRICE EACH
1.0 x 0.20	2327-010	2327-009	2327-011	29.61	2335-000	POA
1.0 x 0.25	2327-013	2327-012	2327-014	POA	2335-001	POA
1.10 x 0.25	2327-016	2327-015	2327-017	POA	2335-002	POA
1.2 x 0.20	2327-028	2327-027	2327-029	44.42	2335-003	POA
1.2 x 0.25	2327-037	2327-036	2327-038	44.42	2335-004	POA
1.4 x 0.20	2327-046	2327-045	2327-047	44.42	2335-005	POA
1.4 x 0.30	2327-057	2327-056	2327-058	44.42	2335-006	POA
1.5 x 0.30	2327-064	2327-063	2327-065	29.61	2335-007	POA
1.5 x 0.35	2327-074	2327-073	2327-075	POA	2335-008	POA
1.6 x 0.35	2327-084	2327-083	2327-085	$38.09	2335-009	POA
1.7 x 0.20	2327-093	2327-092	2327-094	38.09	2335-010	POA
1.7 x 0.35	2327-096	2327-095	2327-097	POA	2335-011	POA
1.8 x 0.35	2327-100	2327-101	2327-102	38.09	2335-012	POA
2.0 x 0.25	2327-113	2327-112	2327-114	36.29	2335-013	POA
2.0 x 0.35	2327-107	2327-106	2327-108	POA	2335-014	POA
2.0 x 0.40	2327-118	2327-119	2327-120	36.29	2335-015	$19.50
2.0 x 0.45	2327-127	2327-126	2327-128	36.29	2335-016	POA
2.2 x 0.40	2327-125	2327-124	2327-12	POA	2335-017	POA
2.2 x 0.45	2327-145	2327-146	2327-147	24.19	2335-018	POA
2.3 x 0.40	2327-163	2327-164	2327-165	24.19	2335-019	POA
2.5 x 0.45	2327-172	2327-173	2327-174	22.30	2335-020	POA
2.5 x 0.50	2327-176	2327-175	2327-177	POA	2335-021	POA
2.5 x 0.55	2327-179	2327-178	2327-180	POA	2335-022	POA
2.6 x 0.35	2327-181	2327-182	2327-183	22.30	2335-023	POA
2.6 x 0.45	2327-199	2327-200	2327-201	13.81	2335-024	POA
3.0 x 0.35	2327-208	2327-209	2327-210	8.82	2335-025	POA
3.0 x 0.50	2327-226	2327-227	2327-228	8.82	2335-030	10.71
3.0 x 0.60	2327-235	2327-236	2327-237	4.06	2335-031	POA
3.0 x 0.75	-	2327-247	-	POA	-	-
3.5 x 0.35	2327-262	2327-263	2327-264	POA	2335-033	POA
3.5 x 0.50	2327-271	2327-272	2327-273	POA	2335-034	POA
3.5 x 0.60	2327-280	2327-281	2327-282	7.29	2335-035	POA
3.5 x 0.75	2327-289	2327-290	-	POA	-	-
4.0 x 0.35	2327-307	2327-306	2327-308	POA	2335-037	POA
4.0 x 0.50	2327-316	2327-317	2327-318	7.56	2335-038	POA
4.0 x 0.70	2327-325	2327-326	2327-327	7.29	2335-040	8.67
4.0 x 0.75	2327-336	2327-335	2327-337	15.88	2335-041	POA
4.5 x 0.50	2327-342	2327-341	2327-343	POA	2335-042	POA
4.5 x 0.75	2327-352	2327-353	2327-354	7.29	2335-045	8.67

SIZE	PLUG ORDER NO.	BOTTOM ORDER NO.	TAPER ORDER NO.	PRICE EACH	SETS ORDER NO.	SETS PRICE EACH
5.0 x 0.50	2327-363	2327-362	2327-364	$7.56	2335-046	POA
5.0 x 0.70	-	-	2327-371	POA	2335-047	POA
5.0 x 0.75	2327-379	2327-380	2327-381	POA	2335-048	POA
5.0 x 0.80	2327-388	2327-389	2327-390	7.29	2335-050	$8.67
5.0 x 0.90	2327-397	2327-398	2327-399	9.07	2335-051	POA
5.0 x 1.00	2327-406	2327-405	2327-407	9.07	2335-052	POA
5.5 x 0.70	2327-409	2327-408	2327-410	POA	2335-053	POA
5.5 x 0.90	2327-433	2327-434	2327-435	7.56	2335-054	POA
6.0 x 0.50	2327-442	2327-443	2327-444	7.74	2335-059	POA
6.0 x 0.75	2327-460	2327-461	2327-462	7.74	2335-060	POA
6.0 x 1.00	2327-464	2327-465	2327-466	7.74	2335-055	9.30
6.0 x 1.25	2327-471	2327-470	2327-472	3.71	2335-056	POA
6.3 x 1.00	2327-487	2327-488	2327-489	10.88	2335-057	POA
7.0 x 0.50	2327-497	2327-496	2327-498	10.88	2335-058	POA
7.0 x 0.75	2327-516	2327-515	2327-517	10.88	2335-059	POA
7.0 x 1.00	2327-523	2327-524	2327-525	10.88	2335-065	10.71
7.0 x 1.25	2327-532	2327-533	2327-534	10.88	2335-061	POA
8.0 x 0.50	2327-557	2327-556	2327-558	10.76	2335-062	POA
8.0 x 0.75	2327-559	2327-560	2327-561	10.76	2335-063	POA
8.0 x 1.00	2327-568	2327-569	2327-570	10.76	2335-068	10.44
8.0 x 1.25	2327-577	2327-578	2327-579	8.28	2335-070	10.44
8.0 x 1.50	2327-588	2327-587	2327-589	4.40	2335-064	POA
8.5 x 1.50	2327-591	2327-590	2327-592	POA	2335-066	POA
9.0 x 0.50	2327-594	2327-593	2327-595	POA	2335-067	POA
9.0 x 0.75	2327-613	2327-614	2327-615	22.85	2335-069	POA
9.0 x 1.00	2327-622	2327-623	2327-624	10.88	2335-071	POA
9.0 x 1.25	2327-631	2327-632	2327-633	16.32	2335-072	POA
9.0 x 1.50	2327-640	2327-641	2327-642	16.32	2335-074	POA
9.0 x 2.00	2327-638	2327-637	2327-639	POA	2335-076	POA
10.0 x 0.50	2327-649	2327-650	2327-651	17.69	2335-077	POA
10.0 x 0.75	2327-658	2327-659	2327-660	17.69	2335-078	POA
10.0 x 1.00	2327-676	2327-677	2327-678	17.69	2335-073	17.61
10.0 x 1.25	2327-685	2327-686	2327-687	17.69	2335-075	15.06
10.0 x 1.50	2327-694	2327-695	2327-696	14.90	2335-080	15.99
11.0 x 0.50	2327-698	2327-697	2327-699	POA	2335-079	POA
11.0 x 0.75	2327-721	2327-722	2327-723	POA	2335-081	POA
11.0 x 1.00	2327-712	2327-713	2327-714	15.83	2335-082	POA
11.0 x 1.25	2327-730	2327-731	2327-732	7.53	2335-003	POA
11.0 x 1.50	2327-739	2327-740	2327-741	15.83	2335-084	POA

Any Size Not Shown, Available On Request

(Continued)

Metric Hand Taps *(continued)*

Ground Thread, High Speed Steel, Quality Import

3

Pittsburg® ALLEGHANY

WARNING: This product contains Cobalt and/or Nickel and/or Lead a chemical known to the state of California to cause cancer or birth defects or other reproductive harm. For more information: www.prop65.ca.gov. **WARNING:** Cutting tools may shatter. Always wear approved safety glasses and mask when regrinding.

Taper

Plug

Bottom

SIZE	PLUG ORDER NO.	BOTTOM ORDER NO.	TAPER ORDER NO.	PRICE EACH	SETS ORDER NO.	SETS PRICE EACH
12.0 x 0.50	2327-750	2327-749	2327-751	POA	2335-086	POA
12.0 x 0.75	2327-758	2327-757	2327-759	POA	2335-088	POA
12.0 x 0.80	2327-766	2327-767	2327-768	POA	2335-091	POA
12.0 x 1.00	2327-775	2327-776	2327-777	$18.90	2335-092	POA
12.0 x 1.25	2327-778	2327-779	2327-780	18.90	2335-085	$22.59
12.0 x 1.50	2327-785	2327-784	2327-786	22.68	2335-087	22.59
12.0 x 1.75	2327-801	2327-802	2327-803	18.90	2335-090	22.59
13.0 x 0.50	2327-815	2327-814	2327-816	POA	2335-094	POA
13.0 x 1.00	2327-848	2327-847	2327-849	POA	2335-096	POA
13.0 x 1.25	2327-857	2327-856	2327-858	42.12	2335-097	POA
13.0 x 1.50	2327-875	2327-874	2327-876	42.12	2335-098	POA
13.0 x 1.75	2327-884	2327-883	2327-885	POA	2335-099	POA
13.0 x 2.00	2327-893	2327-892	2327-894	42.12	2335-101	POA
14.0 x 0.50	2327-902	2327-901	2327-903	39.31	2335-102	POA
14.0 x 0.75	2327-912	2327-911	2327-913	39.31	2335-104	POA
14.0 x 1.00	2327-920	2327-919	2327-921	39.31	2335-106	POA
14.0 x 1.25	2327-927	2327-928	2327-929	39.31	2335-093	POA
14.0 x 1.50	2327-945	2327-946	2327-947	28.08	2335-095	POA
14.0 x 1.75	2327-956	2327-955	2327-957	POA	2335-107	POA
14.0 x 2.00	2327-963	2327-964	2327-965	39.31	2335-100	POA
15.0 x 0.50	2327-967	2327-966	2327-968	POA	2335-108	POA
15.0 x 1.00	2327-992	2327-991	2327-993	48.22	2335-109	POA
15.0 x 1.25	2327-995	2327-994	2327-996	POA	2335-111	POA
15.0 x 1.50	2328-011	2328-010	2328-012	48.22	2335-112	POA
15.0 x 2.00	2328-025	2328-026	2328-027	48.22	2335-113	POA
16.0 x 0.50	2328-029	2328-028	2328-030	POA	2335-114	POA
16.0 x 0.75	2328-041	2328-040	2328-042	POA	2335-116	POA
16.0 x 1.00	2328-043	2328-044	2328-045	34.44	2335-103	POA
16.0 x 1.25	2328-054	2328-053	2328-055	POA	2335-117	POA
16.0 x 1.50	2328-061	2328-062	2328-063	34.44	2335-105	POA
16.0 x 1.75	2328-065	2328-064	2328-066	POA	2335-118	POA
16.0 x 2.00	2328-070	2328-071	2328-072	34.44	2335-110	POA
16.0 x 2.50	2328-075	2328-074	2328-076	POA	2335-119	POA
17.0 x 0.50	2328-078	2328-077	2328-079	POA	2335-121	POA
17.0 x 0.75	2328-081	2328-080	2328-082	POA	2335-122	POA
17.0 x 1.00	2328-084	2328-083	2328-085	POA	2335-123	POA
17.0 x 1.50	2328-097	2328-098	2328-099	POA	2335-124	POA
17.0 x 2.00	2328-115	2328-116	2328-117	POA	2335-125	POA
18.0 x 0.50	2328-101	2328-100	2328-102	POA	2335-126	POA
18.0 x 0.75	2328-119	2328-118	2328-120	POA	2335-127	POA
18.0 x 1.00	2328-124	2328-123	2328-126	46.26	2335-128	POA
18.0 x 1.25	2328-130	2328-129	2328-131	POA	2335-129	POA
18.0 x 1.50	2328-133	2328-134	2328-135	46.26	2335-115	POA
18.0 x 1.75	2328-137	2328-136	2328-138	POA	2335-131	POA
18.0 x 2.00	2328-142	2328-143	2328-144	46.26	2335-132	POA
18.0 x 2.50	2328-151	2328-152	2328-153	46.26	2335-120	POA
19.0 x 0.50	2328-156	2328-155	2328-157	POA	2335-133	POA
19.0 x 1.00	2328-162	2328-161	2328-163	77.71	2335-134	POA
19.0 x 1.50	2328-178	2328-179	2328-180	77.71	2335-135	POA
19.0 x 2.00	2328-182	2328-181	2328-183	POA	2335-136	POA
20.0 x 0.75	2328-197	2328-196	2328-198	88.06	2335-137	POA
20.0 x 1.00	2328-205	2328-206	2328-207	88.06	2335-138	POA
20.0 x 1.25	2328-214	2328-215	2328-216	88.06	2335-139	POA
20.0 x 1.50	2328-223	2328-224	2328-225	62.90	2335-141	POA
20.0 x 2.00	2328-232	2328-233	2328-234	62.90	2335-142	POA
20.0 x 2.50	2328-241	2328-242	2328-243	62.90	2335-130	POA
21.0 x 0.75	2328-247	2328-246	2328-248	POA	2335-143	POA
21.0 x 1.00	2328-218	2328-217	2328-219	POA	2335-144	POA
21.0 x 1.50	2328-221	2328-220	2328-222	POA	2335-145	POA
21.0 x 2.00	2328-227	2328-226	2328-228	POA	2335-146	POA
21.0 x 2.50	2328-253	2328-252	2328-254	POA	2335-147	POA
22.0 x 1.00	2328-268	2328-269	2328-270	65.48	2335-148	POA
22.0 x 1.50	2328-286	2328-287	2328-288	65.48	2335-149	POA
22.0 x 2.00	2328-295	2328-296	2328-297	91.67	2335-151	POA
22.0 x 2.50	2328-304	2328-305	2328-306	65.48	2335-140	POA
23.0 x 1.00	2328-299	2328-298	2328-300	POA	2335-152	POA
23.0 x 1.50	2328-302	2328-310	2328-303	POA	2335-153	POA
23.0 x 2.00	2328-230	2328-229	2328-231	POA	2335-154	POA
23.0 x 2.50	2328-236	2328-235	2328-237	POA	2335-155	POA
23.0 x 3.00	2328-239	2328-238	2328-240	POA	2335-156	POA
24.0 x 1.00	2328-312	2328-311	2328-313	POA	2335-157	POA
24.0 x 1.25	2328-318	2328-317	2328-319	POA	2335-158	POA
24.0 x 1.50	2328-315	2328-314	2328-316	117.67	2335-159	POA
24.0 x 2.00	2328-322	2328-323	2328-324	84.05	2335-160	POA
24.0 x 3.00	2328-340	2328-341	2328-342	84.05	2335-150	POA

SIZE	PLUG ORDER NO.	BOTTOM ORDER NO.	TAPER ORDER NO.	PRICE EACH	SETS ORDER NO.	SETS PRICE EACH
25.0 x 1.00	2328-349	2328-350	2328-351	206.58	2335-161	POA
25.0 x 1.50	2328-367	2328-368	2328-369	$206.58	2335-162	POA
25.0 x 2.00	2328-387	2328-386	2328-388	206.58	2335-163	POA
25.0 x 3.00	2328-400	2328-399	2328-401	POA	2335-164	POA
26.0 x 1.50	2328-405	2328-404	2328-406	206.58	2335-165	POA
26.0 x 2.00	2328-421	2328-422	2328-423	206.58	2335-166	POA
27.0 x 1.00	2328-441	2328-440	2328-442	173.52	2335-167	POA
27.0 x 1.50	2328-447	2328-446	2328-448	173.52	2335-168	POA
27.0 x 2.00	2328-457	2328-458	2328-459	173.52	2335-169	POA
27.0 x 2.50	2328-461	2328-460	2328-462	POA	2335-171	POA
27.0 x 3.00	2328-466	2328-467	2328-468	102.51	2335-172	POA
28.0 x 1.50	2328-495	2328-494	2328-496	248.46	2335-173	POA
28.0 x 2.00	2328-504	2328-503	2328-505	248.46	2335-174	POA
28.0 x 3.00	2328-513	2328-512	2328-514	248.46	2335-175	POA
30.0 x 1.00	2328-531	2328-530	2328-532	POA	2335-176	POA
30.0 x 1.50	2328-538	2328-539	2328-540	248.46	2335-177	POA
30.0 x 2.00	2328-547	2328-548	2328-549	248.46	2335-178	POA
30.0 X 3.00	2328-558	2328-557	2328-559	248.46	2335-179	POA
30.0 x 3.50	2328-565	2328-563	2328-567	248.46	2335-170	POA
32.0 x 1.50	2328-591	2328-590	2328-592	265.05	2335-180	POA
32.0 x 2.00	2328-588	2328-587	2328-589	POA	2335-181	POA
32.0 x 3.50	2328-594	2328-593	2328-595	265.05	2335-182	POA
33.0 x 1.50	2328-601	2328-600	2328-602	338.42	2335-183	POA
33.0 x 2.00	2328-610	2328-611	2328-612	265.05	2335-184	POA
33.0 x 3.50	2328-628	2328-629	2328-630	265.05	2335-185	POA
34.0 x 1.50	2328-632	2328-631	2328-633	POA	2335-186	POA
34.0 x 2.00	2328-635	2328-634	2328-636	POA	2335-187	POA
35.0 x 1.00	2328-638	2328-637	2328-639	POA	2335-188	POA
35.0 x 1.50	2328-671	2328-670	2328-672	338.42	2335-189	POA
36.0 x 1.50	2328-687	2328-686	2328-688	POA	2335-190	POA
36.0 x 2.00	2328-698	2328-697	2328-699	338.42	2335-191	POA
36.0 x 3.00	2328-700	2328-701	2328-702	338.42	2335-192	POA
36.0 x 4.00	2328-691	2328-692	2328-693	338.42	2335-193	POA
38.0 x 1.00	2328-708	2328-707	2328-709	POA	2335-194	POA
38.0 x 1.50	2328-711	2328-710	2328-712	POA	2335-195	POA
38.0 x 4.00	2328-724	2328-723	2328-725	POA	2335-196	POA
39.0 x 1.50	2328-729	2328-728	2328-730	446.95	2335-197	POA
39.0 x 2.00	2328-734	2328-733	2328-735	446.95	2335-198	POA
39.0 x 3.00	2328-736	2328-737	2328-738	496.61	2335-199	POA
39.0 x 4.00	2328-745	2328-746	2328-747	446.95	2335-200	POA
40.0 x 1.50	2328-768	2328-767	2328-769	574.56	2335-201	POA
40.0 x 2.00	2328-771	2328-770	2328-772	POA	2335-202	POA
40.0 x 4.00	2328-775	2328-773	2328-774	POA	2335-203	POA
42.0 x 1.50	2328-810	2328-809	2328-811	574.56	2335-204	POA
42.0 x 2.00	2328-827	2328-826	2328-828	574.56	2335-205	POA
42.0 x 3.00	2328-830	2328-829	2328-831	POA	2335-206	POA
42.0 x 4.50	2328-837	2328-836	2328-838	574.56	2335-207	POA
45.0 x 1.50	2328-873	2328-872	2328-874	574.56	2335-208	POA
45.0 x 2.00	2328-876	2328-875	2328-877	POA	2335-209	POA
45.0 x 3.00	2328-880	2328-881	2328-882	574.56	2335-210	POA
45.0 x 4.00	2328-884	2328-883	2328-885	POA	2335-211	POA
45.0 x 4.50	2328-891	2328-890	2328-892	574.56	2335-212	POA
48.0 x 1.50	2328-909	2328-908	2328-910	611.10	2335-213	POA
48.0 x 2.00	2328-912	2328-911	2328-913	POA	2335-214	POA
48.0 x 3.00	2328-922	2328-923	2328-924	611.10	2335-215	POA
48.0 x 4.50	2328-915	2328-914	2328-916	POA	2335-216	POA
48.0 x 5.00	2328-925	2328-926	2328-927	611.10	2335-217	POA
50.0 x 1.50	2328-936	2328-935	2328-937	611.10	2335-218	POA
50.0 x 3.00	2328-939	2328-938	2328-940	POA	2335-219	POA
52.0 x 1.50	2328-954	2328-953	2328-955	POA	2335-220	POA
52.0 x 2.50	2328-957	2328-956	2328-958	POA	2335-221	POA
52.0 x 3.00	2328-963	2328-962	2328-964	754.74	2335-222	POA
52.0 x 5.00	2328-972	2328-971	2328-973	754.74	2335-223	POA
56.0 x 3.00	2328-975	2328-974	2328-976	POA	2335-224	POA
56.0 x 3.50	2328-978	2328-977	2328-979	POA	2335-225	POA
56.0 x 4.00	2328-981	2328-980	2328-982	POA	2335-226	POA
56.0 x 5.00	2328-984	2328-983	2328-985	POA	2335-227	POA
56.0 x 5.50	2328-987	2328-986	2328-988	POA	2335-228	POA
64.0 x 1.50	2328-993	2328-992	2328-994	POA	2335-229	POA
64.0 x 3.00	2329-019	2329-018	2329-020	POA	2335-230	POA
64.0 x 6.00	2329-024	2329-023	2329-025	POA	2335-231	POA
72.0 x 3.00	2329-027	2329-026	2329-028	1253.00	2335-232	POA
72.0 x 6.00	2329-030	2329-029	2329-031	POA	2335-233	POA

Any Size Not Shown, Available On Request

Spiral Point Taps -

Ground Thread High Speed Steel

Look for ALLEGIANCE AMERICANMADE

MADE IN USA

WARNING: This product contains Cobalt and/or Nickel and/or Lead a chemical known to the state of California to cause cancer or birth defects or other reproductive harm. For more information: www.prop65.ca.gov. **WARNING:** Cutting tools may shatter. Always wear approved safety glasses and mask when regrinding.



Machine Screw Sizes

2

NOMINAL SIZE	H LIMITS	# OF FLUTES	THREAD LENGTH	OVERALL LENGTH	PLUG ORDER NO.	PRICE EACH	BOTTOM ORDER NO.	PRICE EACH
0-80 UNF	1	2	5/16	1-5/8	3720-112	$23.21	3720-111	$17.60
0-80 UNF	2	2	5/16	1-5/8	3720-122	18.96	3720-121	22.61
1-64 UNC	1	2	3/8	1-11/16	3720-312	13.34	–	–
1-64 UNC	2	2	3/8	1-11/16	3720-322	19.10	–	–
1-72 UNF	1	2	3/8	1-11/16	3720-512	17.05	–	–
1-72 UNF	2	2	3/8	1-11/16	3720-522	23.21	–	–
2-56 UNC	1	2	7/16	1-3/4	3720-712	16.49	3720-711	19.35
2-56 UNC	2	2	7/16	1-3/4	3720-722	10.30	3720-721	13.60
2-64 UNF	2	2	7/16	1-3/4	3720-922	23.21	–	–
3-48 UNC	2	2	1/2	1-13/16	3721-122	8.22	3721-121	10.85
3-56 UNF	1	2	1/2	1-13/16	3721-312	14.21	–	–
3-56 UNF	2	2	1/2	1-13/16	3721-322	8.92	–	–
4-40 UNC	1	2	9/16	1-7/8	3721-712	10.83	–	–
4-40 UNC	2	2	9/16	1-7/8	3721-722	11.56	3721-721	8.76
4-48 UNF	1	2	9/16	1-7/8	3721-912	11.76	–	–
4-48 UNF	2	2	9/16	1-7/8	3721-922	7.68	3721-921	10.14
4-36 UNF	2	2	9/16	1-7/8	3721-522	16.01	–	–

NOMINAL SIZE	H LIMITS	# OF FLUTES	THREAD LENGTH	OVERALL LENGTH	PLUG ORDER NO.	PRICE EACH	BOTTOM ORDER NO.	PRICE EACH
5-40 UNC	1	2	5/8	1-15/16	3722-112	$14.21	–	–
5-40 UNC	2	2	5/8	1-15/16	3722-122	6.95	3722-121	$9.18
5-44 UNF	2	2	5/8	1-15/16	3722-322	13.83	–	–
6-32 UNC	1	2	11/16	2	3722-512	8.87	–	–
6-32 UNC	2	2	11/16	2	3722-522	7.78	3722-521	7.28
6-32 UNC	3	2	11/16	2	3722-532	9.60	3722-531	7.28
6-40 UNF	2	2	11/16	2	3722-722	10.93	3722-721	8.29
8-32 UNC	1	2	3/4	2-1/8	3722-912	11.20	–	–
8-32 UNC	2	2	3/4	2-1/8	3722-922	8.45	3722-921	13.30
8-32 UNC	3	2	3/4	2-1/8	3722-932	9.60	3722-931	7.28
8-36 UNF	2	2	3/4	2-1/8	3723-122	6.28	–	–
10-24 UNC	1	2	7/8	2-3/8	3723-312	11.90	–	–
10-24 UNC	2	2	7/8	2-3/8	3723-322	9.11	3723-321	15.95
10-24 UNC	3	2	7/8	2-3/8	3723-332	5.52	3723-331	7.28
10-32 UNC	1	2	7/8	2-3/8	3723-512	8.87	3723-511	14.11
10-32 UNF	2	2	7/8	2-3/8	3723-522	8.43	3723-521	11.36
10-32 UNF	3	2	7/8	2-3/8	3723-532	9.60	3723-531	7.28
12-24 UNC	3	2	1	2-1/2	3723-732	6.28	3723-731	8.29
12-28 UNF	3	2	1	2-1/2	3723-932	6.28	–	–

Fractional Sizes

2

NOMINAL SIZE	H LIMITS	# OF FLUTES	THREAD LENGTH	OVERALL LENGTH	PLUG ORDER NO.	PRICE EACH	BOTTOM ORDER NO.	PRICE EACH
1/4-20 UNC	1	2	1	2-1/2	3724-112	$10.15	–	–
1/4-20 UNC	2	2	1	2-1/2	3724-122	10.15	–	–
1/4-20 UNC	3	2	1	2-1/2	3724-132	7.57	3724-131	$6.94
1/4-20 UNC	5	2	1	2-1/2	3724-149	9.11	–	–
1/4-20 UNC	11	2	1	2-1/2	3724-192	9.76	–	–
1/4-20 UNC	3	3	1	2-1/2	3724-135	9.76	–	–
1/4-20 UNC	5	3	1	2-1/2	3724-152	9.76	–	–
1/4-28 UNF	1	2	1	2-1/2	3724-312	12.13	–	–
1/4-28 UNF	2	2	1	2-1/2	3724-322	11.23	–	–
1/4-28 UNF	3	2	1	2-1/2	3724-332	5.26	3724-331	6.94
1/4-28 UNF	4	2	1	2-1/2	3724-339	11.50	–	–
1/4-28 UNF	2	3	1	2-1/2	3724-325	11.39	–	–
1/4-28 UNF	4	3	1	2-1/2	3724-342	9.73	–	–
5/16-18 UNC	1	2	1-1/8	2-23/32	3724-512	14.49	–	–
5/16-18 UNC	2	2	1-1/8	2-23/32	3724-522	13.39	–	–
5/16-18 UNC	3	2	1-1/8	2-23/32	3724-532	11.02	3724-531	10.09
5/16-18 UNC	5	2	1-1/8	2-23/32	3724-549	13.39	–	–
5/16-18 UNC	11	2	1-1/8	2-23/32	3724-592	12.83	–	–
5/16-18 UNC	3	3	1-1/8	2-23/32	3724-535	12.20	–	–
5/16-18 UNC	5	3	1-1/8	2-23/32	3724-552	11.16	–	–
5/16-24 UNF	1	2	1-1/8	2-23/32	3724-712	18.07	–	–
5/16-24 UNF	2	2	1-1/8	2-23/32	3724-722	11.27	–	–
5/16-24 UNF	3	2	1-1/8	2-23/32	3724-732	7.65	3724-731	10.09
5/16-24 UNF	4	2	1-1/8	2-23/32	3724-742	11.88	–	–
5/16-24 UNF	4	3	1-1/8	2-23/32	3724-745	19.47	–	–
3/8-16 UNC	1	3	1-1/4	2-15/16	3724-912	14.77	–	–
3/8-16 UNC	2	3	1-1/4	2-15/16	3724-922	12.32	–	–
3/8-16 UNC	3	3	1-1/4	2-15/16	3724-932	7.69	–	–
3/8-16 UNC	5	3	1-1/4	2-15/16	3724-952	13.88	–	–

NOMINAL SIZE	H LIMITS	# OF FLUTES	THREAD LENGTH	OVERALL LENGTH	PLUG ORDER NO.	PRICE EACH	BOTTOM ORDER NO.	PRICE EACH
3/8-16 UNC	11	3	1-1/4	2-15/16	3724-992	$ 14.04	–	–
3/8-24 UNF	1	3	1-1/4	2-15/16	3725-112	17.72	–	–
3/8-24 UNF	2	3	1-1/4	2-15/16	3725-122	15.23	–	–
3/8-24 UNF	3	3	1-1/4	2-15/16	3725-132	12.46	–	–
3/8-24 UNF	4	3	1-1/4	2-15/16	3725-142	17.26	–	–
7/16-14 UNC	2	3	1-7/16	3-5/32	3725-322	23.31	–	–
7/16-14 UNC	3	3	1-7/16	3-5/32	3725-332	12.60	–	–
7/16-14 UNC	5	3	1-7/16	3-5/32	3725-352	26.62	–	–
7/16-14 UNC	11	3	1-7/16	3-5/32	3725-392	22.57	–	–
7/16-20 UNF	3	3	1-7/16	3-5/32	3725-532	12.60	–	–
7/16-20 UNF	5	3	1-7/16	3-5/32	3725-552	22.12	–	–
1/2-13 UNC	1	3	1-21/32	3-3/8	3725-712	25.97	–	–
1/2-13 UNC	2	3	1-21/32	3-3/8	3725-722	25.13	–	–
1/2-13 UNC	3	3	1-21/32	3-3/8	3725-732	22.95	–	–
1/2-13 UNC	5	3	1-21/32	3-3/8	3725-752	25.57	–	–
1/2-13 UNC	11	3	1-21/32	3-3/8	3725-792	24.22	–	–
1/2-20 UNF	1	3	1-21/32	3-3/8	3725-912	24.06	–	–
1/2-20 UNF	2	3	1-21/32	3-3/8	3725-922	24.92	–	–
1/2-20 UNF	3	3	1-21/32	3-3/8	3725-932	22.95	–	–
1/2-20 UNF	5	3	1-21/32	3-3/8	3725-952	26.11	–	–
9/16-12 UNC	3	3	1-21/32	3-19/32	3726-132	25.48	–	–
9/16-12 UNC	5	3	1-21/32	3-19/32	3726-152	36.00	–	–
5/8-11 UNC	3	3	1-13/16	3-3/16	3726-532	27.50	–	–
5/8-11 UNC	5	3	1-13/16	3-3/16	3726-552	38.87	–	–
5/8-11 UNC	11	3	1-13/16	3-3/16	3726-592	38.87	–	–
5/8-18 UNF	3	3	1-13/16	3-3/16	3726-732	27.50	–	–
3/4-10 UNC	3	3	2	4-1/4	3727-332	38.80	–	–
3/4-10 UNC	5	3	2	4-1/4	3727-352	54.87	–	–

Metric Sizes

2

NOMINAL SIZE	D LIMITS	NO. OF FLUTES	THREAD LENGTH	OVERALL LENGTH	ORDER NO.	PRICE EACH
M1.6 x .35	3	2	5/16	1-5/8	3779-133	$19.80
M1.8 x .35	3	2	3/8	1-11/16	3779-139	17.65
M2 x .4	3	2	7/16	1-3/4	3779-148	15.88
M2.2 x .45	3	2	7/16	1-3/4	3779-157	13.69
M2.5 x .45	3	2	1/2	1-13/16	3779-166	12.46
M3 x .5	3	2	5/8	1-15/16	3779-184	10.41
M3.5 x .6	4	2	11/16	2	3779-202	8.57
M4 x .7	4	2	3/4	2-1/8	3779-217	9.80
M4.5 x .75	4	2	7/8	2-3/8	3779-226	12.39
M5 x .8	4	2	7/8	2-3/8	3779-238	8.97
M6 x 1	5	2	1	2-1/2	3779-263	10.92

NOMINAL SIZE	D LIMITS	NO. OF FLUTES	THREAD LENGTH	OVERALL LENGTH	ORDER NO.	PRICE EACH
M7 x 1	5	2	1-1/8	2-23/32	3779-280	$ 16.33
M8 x 1.25	5	2	1-1/8	2-23/32	3779-298	14.14
M8 x 1	5	2	1-1/8	2-23/32	3779-290	14.14
M10 x 1.5	6	3	1-1/4	2-15/16	3779-337	14.30
M10 x 1.25	5	3	1-1/4	2-15/16	3779-334	17.16
M12 x 1.75	6	3	1-21/32	3-3/8	3779-373	18.56
M12 x 1.25	5	3	1-21/32	3-3/8	3779-365	21.38
M14 x 2	7	3	1-21/32	3-19/32	3779-427	31.93
M14 x 1.5	6	3	1-21/32	3-19/32	3779-421	31.93
M16 x 2	7	3	1-13/16	3-13/16	3779-463	38.94
M16 x 1.5	6	3	1-13/16	3-13/16	3779-460	38.94
M18 x 2.5	7	4	1-13/16	4-1/32	3779-490	54.99
M20 x 2.5	7	3	2	4-15/32	3779-516	85.94

Spiral Point Taps



WARNING: This product contains Cobalt and/or Nickel and/or Lead a chemical known to the state of California to cause cancer or birth defects or other reproductive harm. For more information: www.prop65.ca.gov. WARNING: Cutting tools may shatter. Always wear approved safety glasses and mask when regrinding.

Machine Screw & Fractional Sizes HSS & TiN Coated

			3		2			
			Pittsburg® ALLEGHANY		ALLEGIANCE® AMERICAN MADE			
			HIGH SPEED STEEL		HIGH SPEED STEEL		TiN COATED	
SIZE	GH	FLUTES	PLUG ORDER NO.	PRICE EACH	PLUG ORDER NO.	PRICE EACH	PLUG ORDER NO.	PRICE EACH
0-80 NF	1	2	3550-112	$6.01	3610-112	$13.34	–	–
0-80 NF	2	2	3550-122	6.01	3610-122	12.26	–	–
1-64 NC	1	2	3550-312	23.21	3610-312	POA	–	–
1-64 NC	2	2	3550-322	5.82	3610-322	11.08	–	–
1-72 NF	1	2	3550-512	5.82	3610-512	POA	–	–
1-72 NF	2	2	3550-522	5.82	3610-522	11.08	–	–
2-56 NC	1	2	3550-712	4.31	3610-712	10.60	–	–
2-56 NC	2	2	3550-722	4.31	3610-722	17.92	–	–
2-56 NC	3	2	3550-732	POA	3610-732	POA	–	–
2-64 NF	1	2	3550-912	4.31	3610-912	8.88	–	–
2-64 NF	2	2	3550-922	4.31	3610-922	13.34	–	–
3-48 NC	1	2	3551-112	3.34	3611-112	POA	–	–
3-48 NC	2	2	3551-122	3.34	3611-122	14.30	–	–
3-56 NF	1	2	3551-312	3.34	3611-312	POA	–	–
3-56 NF	2	2	3551-322	3.34	3611-322	15.52	–	–
4-40 NC	1	2	3551-712	3.16	3611-712	POA	–	–
4-40 NC	2	2	3551-722	3.16	3611-722	6.64	4171-722	$13.72
4-36 NS	2	2	3551-522	3.16	3611-522	POA	–	–
4-48 NF	1	2	3551-912	3.16	3611-912	POA	–	–
4-48 NF	2	2	3551-922	3.16	3611-922	13.37	4171-922	13.72
5-40 NC	1	2	3552-112	2.73	3612-112	POA	–	–
5-40 NC	2	2	3552-122	2.73	3612-122	12.09	4172-122	13.72
5-44 NF	1	2	3552-312	2.73	3612-312	POA	–	–
5-44 NF	2	2	3552-322	2.73	3612-322	7.95	4172-322	13.72
6-32 NC	1	2	3552-512	2.47	3612-512	5.79	–	–
6-32 NC	2	2	3552-522	2.47	3612-522	5.09	–	–
6-32 NC	3	2	3552-532	5.14	3612-532	5.52	4172-532	11.56
6-32 NC	6	2	3550-542	POA	3610-542	POA	–	–
6-32 NC	7	2	3552-572	2.76	3612-572	5.79	–	–
6-40 NF	1	2	3552-712	2.76	3612-712	POA	–	–
6-40 NF	2	2	3552-722	2.76	3612-722	6.28	4172-722	11.56
8-32 NC	1	2	3552-912	2.47	3612-912	POA	–	–
8-32 NC	2	2	3552-922	2.47	3612-922	5.28	–	–
8-32 NC	3	2	3552-932	5.14	3612-932	5.52	4172-932	11.56
8-32 NC	5	2	3550-942	POA	3610-942	POA	–	–
8-32 NC	7	2	3552-972	2.76	3612-972	6.00	–	–
8-36 NF	1	2	3553-112	2.76	3613-112	6.00	–	–
8-36 NF	2	2	3553-122	2.76	3613-122	10.93	4173-122	11.56
8-36 NF	3	2	3550-142	POA	3610-142	POA	–	–
10-24 NC	1	2	3553-312	2.65	3613-312	6.53	–	–
10-24 NC	2	2	3553-322	2.65	3613-322	6.00	–	–
10-24 NC	3	2	3553-332	2.65	3613-332	9.60	4173-332	11.56
10-24 NC	5	2	3550-342	POA	3610-342	POA	–	–
10-24 NC	7	2	3553-372	2.76	3613-372	6.53	–	–
10-32 NF	1	2	3553-512	2.65	3613-512	6.00	–	–
10-32 NF	2	2	3553-522	2.65	3613-522	5.28	–	–
10-32 NF	3	2	3553-532	5.14	3613-532	5.52	4173-532	11.56
10-32 NF	5	2	3550-542	POA	3610-542	POA	–	–
10-32 NF	7	2	3553-572	2.76	3613-572	6.53	–	–
12-24 NC	1	2	3553-712	9.10	3613-712	5.79	–	–
12-24 NC	2	2	3550-722	4.31	3610-722	17.92	–	–
12-24 NC	3	2	3553-732	2.81	3613-732	10.93	4173-732	13.18
12-28 NF	3	2	3553-932	2.81	3613-932	10.93	4173-932	13.18
1/4-20 NC	1	2	3554-112	8.45	3614-112	6.00	–	–
1/4-20 NC	2	2	3554-122	8.45	3614-122	6.00	–	–
1/4-20 NC	3	2	3554-132	5.50	3614-132	5.26	4174-132	7.50
1/4-20 NC	3	3	3554-135	3.21	3614-135	6.53	–	–
1/4-20 NC	5	2	3554-149	3.00	3614-149	POA	–	–
1/4-20 NC	5	3	3554-152	3.21	3614-152	6.00	–	–
1/4-28 NF	1	2	3554-312	3.00	3614-312	6.53	–	–
1/4-28 NF	2	2	3554-322	3.00	3614-322	6.00	–	–
1/4-28 NF	2	3	3554-325	3.21	3614-325	6.53	–	–
1/4-28 NF	3	2	3554-332	5.50	3614-332	7.57	4174-332	7.50

(continued)

Pittsburg® ALLEGHANY Metric Sizes - RH - HSS

SIZE MM x PITCH	ORDER NO.	PRICE EACH
1.4 x 0.30	2329-130	POA
1.5 x 0.30	2329-131	POA
1.5 x 0.35	2329-132	POA
1.6 x 0.35	2329-133	$19.34
1.7 x 0.20	2329-134	POA
1.7 x 0.35	2329-135	POA
1.8 x 0.35	2329-139	19.34
2.0 x 0.25	2329-145	POA
2.0 x 0.40	2329-148	17.82
2.0 x 0.45	2329-151	POA
2.2 x 0.45	2329-157	5.14
2.3 x 0.40	2329-160	POA
2.5 x 0.45	2329-166	14.22
2.5 x 0.50	2329-167	POA
2.6 x 0.35	2329-170	POA
2.6 x 0.45	2329-175	POA
2.8 x 0.45	2329-176	POA
3.0 x 0.35	2329-180	POA
3.0 x 0.50	2329-184	10.23
3.0 x 0.60	2329-185	POA
3.5 x 0.50	2329-200	POA
3.5 x 0.60	2329-202	8.81
4.0 x 0.35	2329-205	POA
4.0 x 0.50	2329-207	POA
4.0 x 0.70	2329-217	8.81
4.0 x 0.75	2329-220	3.90
4.5 x 0.50	2329-225	POA
4.5 x 0.75	2329-226	8.81
5.0 x 0.50	2329-229	3.74
5.0 x 0.75	2329-230	POA
5.0 x 0.80	2329-238	8.81
5.0 x 0.90	2329-239	POA
5.0 x 1.00	2329-240	POA
5.5 x 0.90	2329-250	POA
6.0 x 0.50	2329-255	POA
6.0 x 0.75	2329-267	3.90
6.0 x 0.80	2329-268	POA
6.0 x 1.00	2329-263	8.81
6.3 x 1.00	2329-271	3.90
7.0 x 0.50	2329-275	POA
7.0 x 0.75	2329-279	POA
7.0 x 1.00	2329-280	10.23
8.0 x 0.50	2329-285	POA
8.0 x 0.75	2329-289	POA
8.0 x 1.00	2329-290	10.23
8.0 x 1.25	2329-298	10.23
8.0 x 1.50	2329-299	POA

3

SIZE MM x PITCH	ORDER NO.	PRICE EACH
9.0 x 0.50	2329-303	POA
9.0 x 1.00	2329-305	POA
9.0 x 1.25	2329-307	POA
10.0 x 0.50	2329-310	POA
10.0 x 0.75	2329-311	POA
10.0 x 1.00	2329-331	$7.61
10.0 x 1.25	2329-334	16.90
10.0 x 1.50	2329-337	16.90
11.0 x 0.50	2329-340	POA
11.0 x 0.75	2329-341	POA
11.0 x 1.00	2329-345	POA
11.0 x 1.50	2329-347	POA
12.0 x 0.50	2329-355	POA
12.0 x 0.75	2329-357	POA
12.0 x 0.80	2329-360	POA
12.0 x 1.00	2329-363	POA
12.0 x 1.25	2329-365	20.70
12.0 x 1.50	2329-367	8.93
12.0 x 1.75	2329-373	20.70
13.0 x 0.50	2329-375	POA
13.0 x 1.00	2329-378	POA
13.0 x 1.25	2329-380	POA
13.0 x 1.50	2329-383	POA
13.0 x 2.00	2329-387	POA
14.0 x 0.50	2329-389	POA
14.0 x 0.75	2329-391	POA
14.0 x 1.25	2329-400	POA
14.0 x 1.50	2329-421	31.37
14.0 x 2.00	2329-427	31.37
16.0 x 1.00	2329-454	14.35
16.0 x 1.50	2329-460	36.57
16.0 x 2.00	2329-463	$36.57
18.0 x 1.00	2329-481	31.51
18.0 x 1.25	2329-482	POA
18.0 x 1.50	2329-484	POA
18.0 x 2.00	2329-486	POA
18.0 x 2.50	2329-490	45.78
20.0 x 1.00	2329-510	POA
20.0 x 1.50	2329-514	26.62
20.0 x 2.00	2329-515	POA
20.0 x 2.50	2329-517	66.48
22.0 x 1.50	2329-525	POA
22.0 x 2.50	2329-527	POA
24.0 x 2.00	2329-550	POA
24.0 x 3.00	2329-553	106.69

Spiral Point Taps - (Continued)

Ground Thread – High Speed Steel & TiN Coated

WARNING: This product contains Cobalt and/or Nickel and/or Lead a chemical known to the state of California to cause cancer or birth defects or other reproductive harm. For more information: www.prop65.ca.gov. **WARNING:** Cutting tools may shatter. Always wear approved safety glasses and mask when regrinding.

			3		2			
			Pittsburg® ALLEGHANY		ALLEGIANCE® AMERICAN MADE			
			HIGH SPEED STEEL		HIGH SPEED STEEL		TiN COATED	
SIZE	GH	FLUTES	PLUG ORDER NO.	PRICE EACH	PLUG ORDER NO.	PRICE EACH	PLUG ORDER NO.	PRICE EACH
1/4-28 NF	4	2	3554-339	$3.00	3614-339	POA	–	–
1/4-28 NF	4	3	3554-342	3.21	3614-342	POA	–	–
1/4-28 NF	5	2	3557-345	POA	3617-345	POA	–	–
5/16-18 NC	1	2	3554-512	3.60	3614-512	3.60	–	–
5/16-18 NC	2	2	3554-522	11.05	3614-522	POA	–	–
5/16-18 NF	3	2	3554-532	6.01	3614-532	$7.65	4174-532	$12.43
5/16-18 NC	3	3	3554-535	3.85	–	–	–	–
5/16-18 NC	5	2	3554-549	3.60	3614-549	POA	–	–
5/16-18 NC	5	3	3554-552	3.85	–	–	–	–
5/16-24 NF	1	2	3554-712	3.60	3614-712	POA	–	–
5/16-24 NF	2	2	3554-722	3.60	3614-722	POA	–	–
5/16-24 NF	2	3	3554-725	3.85	–	–	–	–
5/16-24 NF	3	2	3554-732	3.60	3614-732	11.02	4174-732	12.43
5/16-24 NF	4	2	3554-742	3.60	3614-742	POA	–	–
5/16-24 NF	4	3	3554-745	3.85	–	–	–	–
5/16-24 NF	5	2	3557-747	POA	3617-747	POA	–	–
3/8-16 NC	1	3	3554-912	3.88	3614-912	POA	–	–
3/8-16 NC	2	3	3554-922	3.88	3614-922	POA	–	–
3/8-16 NC	3	3	3554-932	5.50	3614-932	12.46	4174-932	15.89
3/8-16 NC	5	3	3554-952	3.88	3614-952	POA	–	–
3/8-24 NF	1	3	3555-112	3.88	–	–	–	–
3/8-24 NF	2	3	3555-122	3.88	3614-122	POA	–	–
3/8-24 NF	3	3	3555-132	5.50	3615-132	7.69	4175-132	25.39
3/8-24 NF	4	3	3555-142	3.88	3615-142	POA	–	–
3/8-24 NF	7	3	3555-145	POA	3617-145	POA	–	–
7/16-14 NC	2	3	3555-322	5.89	3615-322	POA	–	–
7/16-14 NC	3	3	3555-332	11.55	3615-332	20.41	4175-332	25.39
7/16-14 NC	5	3	3555-352	5.89	3615-352	POA	–	–
7/16-20 NF	2	3	3555-522	5.89	3615-522	POA	–	–
7/16-20 NF	3	3	3555-532	5.89	3615-532	20.41	4175-532	25.44
7/16-20 NF	5	3	3555-552	5.89	3615-552	POA	–	–
1/2-13 NC	1	3	3555-712	7.43	3615-712	POA	–	–
1/2-13 NC	2	3	3555-722	7.43	3615-722	POA	–	–
1/2-13 NC	3	3	3555-732	12.71	3615-732	13.08	4175-732	25.44
1/2-13 NC	5	3	3555-752	7.43	–	–	–	–
1/2-20 NF	1	3	3555-912	7.43	3615-912	POA	–	–
1/2-20 NF	2	3	3555-922	21.93	3615-922	POA	–	–
1/2-20 NF	3	3	3555-932	12.71	3615-932	13.08	4175-932	25.44
1/2-20 NF	5	3	3555-952	7.43	3615-952	POA	–	–
9/16-12 NC	3	3	3556-132	42.25	3616-132	33.12	–	–
9/16-18 NF	3	3	3556-332	8.97	3616-332	POA	–	–
5/8-11 NC	3	3	3556-532	12.76	3616-532	35.75	4176-532	49.20
5/8-11 NC	5	3	3556-552	12.76	3616-552	POA	–	–
5/8-18 NF	3	3	3556-732	12.76	3616-732	35.75	4176-732	49.20
5/8-18 NF	5	3	3556-752	12.76	–	–	–	–
3/4-10 NC	3	3	3557-332	38.28	3617-332	50.44	4177-332	66.00
3/4-10 NC	5	3	3557-352	18.53	3617-352	POA	–	–
3/4-16 NF	3	3	3557-532	38.28	3617-532	50.44	4177-532	66.00
3/4-16 NF	5	3	3557-552	POA	3617-552	POA	–	–
7/8-9 NC	4	3	3557-742	24.44	3617-742	POA	–	–
7/8-14 NF	4	3	3557-942	55.03	3617-942	POA	–	–
1-8 NC	4	3	3558-142	73.31	3618-142	POA	–	–
1-8 NC	6	3	3558-162	32.50	–	–	–	–
1-12 NF	4	3	3558-342	73.31	3618-342	POA	–	–
1-14 NS	4	3	3558-542	32.50	3618-542	POA	–	–

Popular Special Thread Taps

WARNING: This product contains Cobalt and/or Nickel and/or Lead a chemical known to the state of California to cause cancer or birth defects or other reproductive harm. For more information: www.prop65.ca.gov.
WARNING: Cutting tools may shatter. Always wear approved safety glasses and mask when regrinding.

Right Hand, High Speed Steel

Bottom

Plug

Taper

Spiral Point– Plug

		Pittsburg® ALLEGHANY [3]				ALLEGIANCE® AMERICAN MADE [2]				Pittsburg® ALLEGHANY [1]	
SIZE	GH LIMIT	BOTTOMING	PLUG	TAPER	PRICE EACH	BOTTOMING	PLUG	TAPER	PRICE EACH	SPIRAL POINT	PRICE EACH
1-56	1	–	–	–	–	3290-335	3290-336	3290-337	$36.61	–	–
1-56	2	2340-335	2340-336	2340-337	$13.44	–	–	–	–	2360-186	POA
1-80	2	2340-350	2340-351	2340-352	13.44	3290-350	3290-351	3290-352	24.50	2360-200	POA
2-72	2	2340-454	2340-455	2340-456	13.44	3290-454	3290-455	3290-456	23.80	2360-250	POA
2-80	2	2340-470	2340-471	2340-472	13.44	3290-470	3290-471	3290-472	23.80	2360-260	$16.38
3-64	2	2340-535	2340-536	2340-537	13.44	3290-535	3290-536	3290-537	20.40	2360-295	POA
3-72	2	2340-550	2340-551	2340-552	13.44	3290-550	3290-551	3290-552	20.40	2360-305	POA
3-80	2	2340-570	2340-571	2340-572	13.44	3290-570	3290-571	3290-572	20.40	2360-310	16.38
4-32	2	2340-615	2340-616	2340-617	13.44	3290-615	3290-616	3290-617	27.06	2360-336	16.38
4-56	2	2340-635	2340-636	2340-637	13.44	3290-635	3290-636	3290-637	18.60	2360-350	16.38
4-64	2	2340-650	2340-651	2340-652	13.44	3290-650	3290-651	3290-652	18.60	2360-355	16.38
4-80	2	2340-665	2340-666	2340-667	13.44	3290-665	3290-666	3290-667	18.60	2360-365	16.38
5-32	2	2340-740	2340-741	2340-742	14.09	3290-740	3290-741	3290-742	18.60	2360-400	16.20
5-36	2	2340-760	2340-761	2340-762	14.09	3290-760	3290-761	3290-762	18.60	2360-405	16.20
5-48	2	2340-775	2340-776	2340-777	14.09	–	3290-776	3290-777	18.60	2360-415	16.20
5-80	2	2340-825	2340-826	2340-827	14.09	3290-825	3290-826	3290-827	18.60	2360-440	16.20
6-36	2	2340-925	2340-926	2340-927	12.16	3290-925	3290-926	–	16.80	2360-482	13.34
6-48	2	2340-940	2340-941	2340-942	12.16	3290-940	3290-941	3290-942	24.52	2360-494	13.34
6-56	2	2340-955	2340-956	2340-957	12.16	3290-955	3290-956	–	16.80	2360-500	13.34
6-60	2	2340-970	2340-971	2340-972	12.16	3290-970	3290-971	–	16.80	2360-505	13.34
6-64	2	2340-985	2340-986	2340-987	12.16	3290-985	–	–	16.80	2360-511	13.34
6-72	2	2340-996	2340-997	2340-998	POA	3290-996	3290-997	–	16.80	2360-515	POA
6-80	2	2341-006	2341-007	2341-008	12.16	3291-006	3291-007	3291-008	16.80	2360-520	13.34
8-24	3	2341-148	2341-149	2341-150	12.16	3291-148	3291-149	3291-150	25.92	2360-605	13.99
8-30	2	2341-160	2341-161	2341-162	12.16	3291-160	3291-161	–	16.80	2360-611	13.99
8-40	2	2341-175	2341-176	2341-177	12.16	3291-175	3291-176	3291-177	27.99	2360-621	13.99
8-48	2	2341-190	2341-191	2341-192	12.16	3291-190	3291-191	–	16.80	2360-628	13.99
8-56	2	2341-193	2341-194	2341-195	12.16	3291-193	3291-194	–	16.80	2360-636	13.99
8-60	2	2341-205	2341-206	2341-207	12.16	3291-205	3291-206	–	16.80	2360-640	13.99
8-64	2	2341-225	2341-226	2341-227	12.16	3291-225	3291-226	–	16.80	2360-644	13.99
8-80	2	2341-255	2341-256	2341-257	12.16	–	3291-256	–	16.80	2360-660	13.99
10-28	3	2341-435	2341-436	2341-437	12.16	3291-435	3291-436	3291-437	19.98	2360-747	13.99
10-30	3	2341-450	2341-451	2341-452	12.16	3291-450	3291-451	3291-452	19.98	2360-749	13.99
10-36	2	2341-465	2341-466	2341-467	12.16	3291-465	3291-466	3291-467	25.92	2360-755	13.99
10-40	2	2341-480	2341-481	2341-482	12.16	3291-480	3291-481	3291-482	25.92	2360-759	13.99
10-44	2	2341-487	2341-488	2341-489	POA	3291-487	3291-488	–	16.80	–	–
10-46	2	2341-493	2341-494	2341-495	POA	3291-493	3291-494	–	16.80	–	–
10-48	2	2341-498	2341-496	2341-497	12.16	3291-496	3291-497	3291-498	25.92	2360-767	13.99
10-56	2	2341-505	2341-506	2341-507	12.16	3291-505	3291-506	3291-507	25.92	2360-775	13.99
10-60	2	2341-520	2341-521	2341-522	12.16	3291-520	3291-521	–	16.80	2360-779	13.99
10-64	2	2341-535	2341-536	2341-537	12.16	3291-535	3291-536	3291-537	27.29	2360-783	13.99
10-72	2	2341-550	2341-551	2341-552	12.16	3291-550	3291-551	–	16.80	2360-791	POA
10-80	2	2341-565	2341-566	2341-567	12.16	3291-565	3291-566	–	16.80	2360-799	13.99
12-32 NEF	3	2341-710	2341-711	2341-712	12.16	3291-710	3291-711	3291-712	11.11	2360-896	13.99
12-32 NEF	5	2341-713	2341-714	2341-715	POA	–	–	–	–	2360-898	POA
12-36	2	2341-724	2341-725	2341-723	12.16	3291-723	3291-724	3291-725	28.02	2360-900	13.99
12-40	2	2341-743	2341-741	2341-742	12.16	–	3291-742	–	17.50	2360-904	13.99
12-48	2	2341-755	2341-756	2341-757	12.16	–	3291-756	–	17.50	2360-909	13.99
5/32-32	2	2343-825	2343-826	2343-827	12.16	3293-825	3293-826	3293-827	27.41	2362-060	13.99
3/16-24	3	2344-006	2344-007	2344-008	12.16	3294-006	3294-007	3294-008	27.41	2362-161	13.99
7/32-32	3	2344-240	2344-241	2344-242	12.16	3294-240	3294-241	3294-242	40.29	2362-280	13.99
7/32-40	2	2344-260	2344-261	2344-262	12.16	3294-260	3294-261	–	18.70	2362-285	POA
1/4-24	3	2344-475	2344-476	2344-477	12.16	3294-475	3294-476	3294-477	20.91	2362-398	13.99
1/4-27	3	2344-485	2344-486	2344-487	12.16	3294-485	3294-486	3294-487	20.91	2362-402	13.99
1/4-32 NEF	3	2344-493	2344-491	2344-492	12.16	3294-490	3294-491	3294-492	11.39	2362-408	13.99
1/4-32 NEF	5	2344-494	2344-495	2344-505	POA	–	–	–	–	2362-407	170.20
1/4-36	2	2344-506	2344-507	2344-508	12.16	3294-506	3294-507	3294-508	32.42	2362-411	13.99
1/4-40	2	2344-520	2344-521	2344-522	12.16	3294-520	3294-521	3294-522	26.06	2362-415	13.99
1/4-48	2	2344-535	2344-536	2344-537	12.16	3294-535	3294-536	3294-537	28.67	2362-423	13.99
1/4-56	2	2344-550	2344-551	2344-552	12.16	3294-550	3294-551	3294-552	29.06	2362-431	13.99
1/4-64	2	2344-580	2344-581	2344-582	12.16	3294-580	–	–	12.40	2362-439	13.99
1/4-80	2	2344-620	2344-621	2344-622	12.16	3294-620	3294-621	3294-622	30.28	2362-455	13.99

(continued)

Popular Special Thread Taps

Right Hand, High Speed Steel

WARNING: This product contains Cobalt and/or Nickel and/or Lead a chemical known to the state of California to cause cancer or birth defects or other reproductive harm. For more information: www.prop65.ca.gov. **WARNING:** Cutting tools may shatter. Always wear approved safety glasses and mask when regrinding.

Bottom

Plug

3



Taper

2

Spiral Point– Plug

1

		Pittsburg® ALLEGHANY				ALLEGIANCE® AMERICAN MADE				Pittsburg® ALLEGHANY	
SIZE	GH LIMIT	BOTTOMING	PLUG	TAPER	PRICE EACH	BOTTOMING	PLUG	TAPER	PRICE EACH	SPIRAL POINT	PRICE EACH
9/32-32	3	2344-880	2344-881	2344-882	$12.16	3294-880	3294-881	3294-882	$27.99	2362-580	POA
9/32-40	2	2344-900	2344-901	2344-902	12.16	3294-900	3294-901	–	19.10	2362-589	$14.68
5/16-20	3	2345-070	2345-071	2345-072	12.16	3295-071	3295-072	3295-073	21.66	2362-700	14.68
5/16-27	3	2345-090	2345-091	2345-092	12.16	3295-090	3295-091	3295-092	22.50	2362-707	14.68
5/16-28	3	2345-111	2345-110	2345-109	12.16	3295-109	3295-110	3295-111	22.50	2362-709	14.68
5/16-32 NEF	3	2345-120	2345-121	2345-122	12.16	3295-120	3295-121	3295-122	15.14	2362-714	14.68
5/16-32 NEF	5	2345-126	2345-127	2345-128	POA	–	–	–	–	2362-713	172.20
5/16-36	2	2345-135	2345-136	2345-137	12.16	–	–	–	–	2362-717	14.68
5/16-40	2	2345-153	2345-151	2345-152	12.16	3295-150	3295-151	3295-152	28.58	2362-721	14.68
5/16-48	2	2345-165	2345-166	2345-167	12.16	–	3295-166	–	–	2362-729	14.68
5/16-56	2	2345-186	2345-187	2345-188	12.16	3295-186	3295-187	–	19.10	2362-737	14.68
5/16-64	2	2345-200	2345-201	2345-202	12.16	3295-200	3295-201	–	19.10	2362-745	14.68
5/16-80	2	2345-230	2345-231	2345-232	12.16	3295-230	3295-231	–	19.10	2362-761	14.68
11/32-32	3	2345-470	2345-471	2345-472	12.94	3295-470	3295-471	3295-472	31.07	2362-884	14.85
3/8-14	3	2345-722	2345-723	2345-724	12.38	3295-722	3295-723	–	20.90	2363-000	POA
3/8-18	3	2345-725	2345-726	2345-727	12.38	3295-725	3295-726	3295-727	24.52	2363-013	14.85
3/8-20	3	2345-740	2345-741	2345-742	12.38	3295-741	3295-742	3295-743	23.99	2363-017	14.85
3/8-27	3	2345-760	2345-761	2345-762	12.38	3295-760	3295-761	3295-762	26.60	2363-025	14.85
3/8-28	3	2345-769	2345-770	2345-771	12.38	3295-769	3295-770	3295-771	28.85	2363-028	14.85
3/8-32 NEF	3	2345-781	2345-782	2345-783	12.38	3295-777	3295-778	3295-779	15.58	2363-031	14.85
3/8-32 NEF	5	2345-787	2345-788	2345-789	POA	–	–	–	–	2363-035	POA
3/8-36	2	2345-804	2345-805	2345-806	12.38	3295-804	3295-805	–	20.90	2363-040	14.85
3/8-40	2	2345-828	2345-829	2345-830	12.38	3295-828	3295-829	3295-830	24.34	2363-045	14.85
3/8-48	2	2345-852	2345-853	2345-854	12.38	3295-852	3295-853	3295-854	28.95	2363-055	14.85
3/8-56	2	2345-876	2345-877	2345-878	12.38	3295-876	3295-877	–	20.90	2363-065	14.85
3/8-64	2	2345-902	2345-903	2345-904	12.38	3295-902	3295-903	–	20.90	2363-075	14.85
3/8-72	2	2345-914	2345-915	2345-916	POA	3295-914	3295-915	–	20.90	2363-085	POA
3/8-80	2	2345-938	2345-939	2345-940	12.38	3295-938	3295-939	–	20.90	2363-095	14.85
13/32-20	3	2346-087	2346-088	2346-089	13.68	3296-087	3296-088	–	24.00	2363-190	POA
13/32-32	3	2346-116	2346-117	2346-118	13.68	3296-116	3296-117	3296-118	37.80	2363-201	17.43
7/16-16	3	2346-300	2346-301	2346-302	13.68	3296-300	3296-301	3296-302	27.71	2363-303	17.43
7/16-18	3	2346-312	2346-313	2346-314	13.68	3296-312	3296-313	3296-314	48.46	2363-306	17.43
7/16-24	3	2346-324	2346-325	2346-326	13.68	3296-324	3296-325	3296-326	27.71	2363-314	17.43
7/16-27	3	2346-336	2346-337	2346-338	13.68	3296-336	3296-337	3296-338	27.71	2363-318	17.43
7/16-28 NEF	3	2346-351	2346-349	2346-350	13.68	3296-348	3296-349	3296-350	20.63	2363-321	17.43
7/16-28 NEF	5	2346-354	2346-355	2346-356	POA	–	–	–	–	2363-324	182.40
7/16-32	3	2346-366	2346-367	2346-368	13.68	3296-366	3296-367	3296-368	27.71	2363-329	17.43
7/16-36	2	2346-400	2346-401	2346-402	13.68	3296-400	3296-401	–	24.00	2363-334	17.43
7/16-40	2	2346-415	2346-416	2346-417	13.68	3296-415	3296-416	3296-417	38.59	2363-339	17.43
7/16-48	2	2346-430	2346-431	2346-432	13.68	3296-430	3296-431	–	24.00	2363-349	17.43
7/16-56	2	2346-436	2346-437	2346-438	13.68	3296-436	3296-437	–	24.00	2363-359	POA
7/16-64	2	2346-450	2346-451	2346-452	13.68	3296-450	3296-451	–	24.00	2363-369	17.43
15/32-32	3	2346-660	2346-661	2346-662	15.59	3296-660	3296-661	3296-662	39.43	2363-468	21.63
1/2-12	3	2346-815	2346-816	2346-817	15.59	3296-815	3296-816	3296-817	38.45	2363-560	21.63
1/2-14	3	2346-820	2346-821	2346-822	15.59	3296-820	3296-821	3296-822	38.45	2363-563	POA
1/2-16	3	2346-832	2346-831	2346-830	15.59	3296-830	3296-831	3296-832	50.07	2363-565	21.63
1/2-18	3	2346-850	2346-851	2346-852	15.59	3296-850	3296-851	3296-852	39.22	2363-568	21.63
1/2-24	3	2346-865	2346-866	2346-867	15.59	3296-865	3296-866	3296-867	41.57	2363-577	21.63
1/2-27	3	2346-880	2346-881	2346-882	15.59	3296-880	3296-881	3296-882	32.42	2363-582	21.63
1/2-28 NEF	3	2346-895	2346-896	2346-897	15.59	3296-895	3296-896	3296-897	23.10	2363-585	21.63
1/2-28 NEF	5	2346-901	2346-902	2346-903	POA	–	–	–	–	2363-588	POA
1/2-32	3	2346-925	2346-926	2346-927	15.59	3296-925	3296-926	3296-927	32.42	2363-598	21.63
1/2-36	2	2346-940	2346-941	2346-942	15.59	–	–	–	–	2363-604	21.63
1/2-40	2	2346-965	2346-966	2346-964	15.59	3296-940	3296-941	3296-942	38.73	2363-610	21.63
1/2-48	2	2346-980	2346-981	2346-982	15.59	3296-980	3296-981	–	26.60	2363-620	21.63
1/2-56	2	2346-995	2346-996	2346-997	15.59	3296-995	3296-996	–	26.60	2363-630	21.63
1/2-60	2	2347-010	2347-011	2347-012	15.59	3297-010	3297-011	–	26.60	2363-635	21.63
1/2-64	2	2347-025	2347-026	2347-027	15.59	3297-025	3297-026	–	26.60	2363-640	21.63
9/16-16	3	2347-391	2347-392	2347-393	19.31	3297-391	3297-392	3297-393	53.01	2363-850	25.96
9/16-20	3	2347-406	2347-407	2347-408	19.31	3297-403	3297-404	3297-405	35.56	2363-855	25.96
9/16-24 NEF	3	2347-421	2347-422	2347-423	19.31	3297-421	3297-422	3297-423	25.41	2363-857	25.96
9/16-24 NEF	5	2347-427	–	2347-429	POA	–	–	–	–	2363-859	POA
9/16-27	3	2347-442	2347-443	2347-444	19.31	3297-442	3297-443	3297-444	40.59	2363-861	25.96
9/16-28	3	2347-457	2347-458	2347-459	19.31	3297-457	3297-458	–	29.00	2363-864	25.96
9/16-32	3	2347-472	2347-473	2347-474	19.31	3297-472	3297-473	3297-474	40.59	2363-870	25.96
9/16-40	2	2347-502	2347-503	2347-504	19.31	3297-502	–	–	29.00	2363-880	25.96

SIZES NOT SHOWN ARE P.O.A.

(continued)

Popular Special Thread Taps

Right Hand, High Speed Steel

WARNING: This product contains Cobalt and/or Nickel and/or Lead a chemical known to the state of California to cause cancer or birth defects or other reproductive harm. For more information: www.prop65.ca.gov. **WARNING:** Cutting tools may shatter. Always wear approved safety glasses and mask when regrinding.

Bottom



Plug

Taper

Spiral Point– Plug

		Pittsburg® ALLEGHANY 3				ALLEGIANCE® AMERICAN MADE 2				Pittsburg® ALLEGHANY 1	
SIZE	GH LIMIT	BOTTOMING	PLUG	TAPER	PRICE EACH	BOTTOMING	PLUG	TAPER	PRICE EACH	SPIRAL POINT	PRICE EACH
5/8-10	3	2347-899	2347-900	2347-901	$23.91	3297-901	3297-902	3297-903	$50.37	2364-107	$30.28
5/8-12	3	2347-915	2347-916	2347-917	23.91	3297-915	3297-916	3297-917	53.87	2364-109	30.28
5/8-14	3	2347-930	2347-931	2347-932	23.91	3297-930	3297-931	–	33.70	2364-111	30.28
5/8-16	3	2347-945	2347-946	2347-947	23.91	3297-945	3297-946	3297-947	53.87	2364-113	30.28
5/8-20	3	2347-957	2347-958	2347-959	23.91	3297-957	3297-958	3297-959	53.87	2364-117	30.28
5/8-24 NEF	3	2347-969	2347-970	2347-971	23.91	3297-969	3297-970	3297-971	37.19	2364-121	30.28
5/8-24 NEF	5	2347-975	2347-976	2347-977	POA	–	–	–	–	2364-123	199.70
5/8-27	3	2347-987	2347-988	2347-989	23.91	3297-987	3297-988	3297-989	47.81	2364-127	30.28
5/8-28	3	2347-999	2348-000	2348-001	23.91	3298-000	3298-001	3298-002	47.81	2364-131	30.28
5/8-32	3	2348-011	2348-012	2348-013	23.91	3298-011	3298-012	3298-013	50.14	2364-136	30.28
5/8-36	2	2348-023	2348-024	2348-025	23.91	–	3298-024	–	33.70	2364-140	30.28
5/8-40	2	2348-035	2348-036	2348-037	23.91	–	–	–	–	2364-145	30.28
11/16-12	3	2348-406	2348-407	2348-408	27.53	–	–	–	–	2364-367	41.85
11/16-14	3	2348-418	2348-419	2348-420	27.53	–	–	–	–	2364-369	41.85
11/16-18	3	2348-430	2348-431	2348-432	27.53	3298-430	3298-431	3298-432	60.76	2364-373	41.85
11/16-20	3	2348-442	2348-443	2348-444	27.53	3298-442	3298-443	3298-444	60.76	2364-375	41.85
11/16-24 NEF	3	2348-455	2348-456	2348-457	27.53	3298-455	3298-456	3298-457	41.45	2364-383	41.85
11/16-24 NEF	5	2348-461	2348-462	–	POA	–	–	–	–	2364-385	210.10
11/16-27	3	2348-473	2348-474	2348-475	27.53	3298-473	–	–	37.00	2364-387	41.85
11/16-28	3	2348-485	2348-486	2348-487	27.53	3298-482	3298-483	3298-484	58.18	2364-390	POA
11/16-32	3	2348-497	2348-498	2348-499	27.53	3298-497	3298-498	3298-499	57.57	2364-395	41.85
11/16-36	2	2348-509	2348-510	2348-511	27.53	–	–	–	–	2364-400	41.85
3/4-12	3	2348-898	2348-899	2348-900	29.58	–	–	–	–	2364-618	50.45
3/4-12	4	–	–	–	–	3298-898	3298-899	3298-900	62.88	2364-620	POA
3/4-14	3	2348-921	2348-922	2348-923	29.58	–	–	–	–	2364-622	POA
3/4-18	3	2348-915	2348-916	2348-917	29.58	3298-915	3298-916	3298-917	85.28	2364-626	50.45
3/4-20 NEF	3	2348-930	2348-931	2348-932	29.58	3298-930	3298-931	3298-932	43.34	2364-630	50.45
3/4-20 NEF	5	2348-936	2348-937	2348-938	POA	–	–	–	–	2364-633	POA
3/4-24	3	2348-951	2348-952	2348-953	29.58	3298-945	3298-946	3298-947	60.88	2364-640	50.45
3/4-27	3	2348-966	2348-967	2348-968	29.58	3298-966	3298-967	3298-968	90.78	2364-645	50.45
3/4-28	3	2348-981	2348-982	2348-983	29.58	–	–	–	–	2364-648	50.45
3/4-32	3	2348-996	2348-997	2348-998	29.58	3298-996	3298-997	3298-998	90.78	2364-654	50.45
3/4-40	2	2349-026	2349-027	2349-028	29.58	3299-026	3299-027	3299-028	90.78	2364-665	50.45
13/16-10	4	2349-500	2349-501	2349-502	36.02	3299-500	3299-501	3299-502	74.94	2364-912	62.02
13/16-12	4	2349-512	2349-513	2349-514	36.02	3299-512	3299-513	3299-514	74.94	2364-916	62.02
13/16-16	3	2349-525	2349-526	2349-527	36.02	3299-525	3299-526	3299-527	74.94	2364-921	62.02
13/16-18	3	2349-540	2349-541	2349-542	36.02	3299-540	3299-541	3299-542	74.94	2364-925	62.02
13/16-20 NEF	3	2349-555	2349-556	2349-557	36.02	3299-555	3299-556	3299-557	71.94	2364-929	62.02
13/16-20 NEF	5	2349-561	–	–	POA	–	–	–	–	2364-932	POA
13/16-24	3	2349-576	2349-577	2349-578	36.02	3299-576	3299-577	3299-578	95.67	2364-937	62.02
13/16-27	3	2349-591	2349-592	2349-593	36.02	–	–	–	–	2364-941	62.02
13/16-28	3	2349-606	2349-607	2349-608	36.02	–	–	–	–	2364-944	62.02
13/16-32	3	2349-621	2349-622	2349-623	36.02	–	–	–	–	2364-950	62.02
7/8-12	4	2350-029	2350-030	2350-031	38.06	3300-030	3300-031	3300-032	81.60	2365-180	72.12
7/8-16	3	2350-043	2350-044	2350-045	38.06	3300-043	3300-044	3300-045	81.60	2365-185	55.48
7/8-18	3	2350-055	2350-056	2350-057	38.06	3300-055	3300-056	3300-057	81.60	2365-189	72.12
7/8-20 NEF	3	2350-070	2350-071	2350-072	38.06	3300-070	3300-071	3300-072	60.60	2365-194	72.12
7/8-20 NEF	5	2350-076	–	–	POA	–	–	–	–	2365-197	POA
7/8-24	3	2350-091	2350-092	2350-093	38.06	3300-091	3300-092	3300-093	83.75	2365-203	72.12
7/8-27	3	2350-106	2350-107	2350-108	38.06	3300-106	3300-107	3300-108	83.75	2365-208	72.12
7/8-28	3	2350-121	2350-122	2350-123	38.06	3300-121	–	–	POA	2365-211	POA
7/8-32	3	2350-136	2350-137	2350-138	38.06	3300-136	3300-137	3300-138	83.75	2365-216	72.12
7/8-36	3	2350-151	2350-152	2350-153	38.06	–	–	–	–	2365-221	72.12
7/8-40	3	2350-166	2350-167	2350-168	38.06	–	–	–	–	2365-226	72.12
15/16-12	4	2350-536	2350-537	2350-538	45.24	3300-536	3300-537	3300-538	82.89	2365-436	76.45
15/16-14	4	2350-551	2350-552	2350-553	45.24	3300-551	3300-552	3300-553	82.89	2365-438	POA
15/16-16	3	2350-566	2350-567	2350-568	45.24	3300-566	3300-567	3300-568	82.88	2365-440	POA
15/16-18	3	2350-581	2350-582	2350-583	45.24	3300-581	3300-582	3300-583	82.89	2365-442	76.45

(continued)

Popular Special Thread Taps

Right Hand, High Speed Steel

WARNING: This product contains Cobalt and/or Nickel and/or Lead a chemical known to the state of California to cause cancer or birth defects or other reproductive harm. For more information: www.prop65.ca.gov. **WARNING:** Cutting tools may shatter. Always wear approved safety glasses and mask when regrinding.

Bottom

Plug



Taper

Spiral Point– Plug

SIZE	GH LIMIT	Pittsburg® ALLEGHANY BOTTOMING	Pittsburg® ALLEGHANY PLUG [3]	Pittsburg® ALLEGHANY TAPER	Pittsburg® ALLEGHANY PRICE EACH	Allegiance® AMERICAN MADE BOTTOMING	Allegiance® AMERICAN MADE PLUG	Allegiance® AMERICAN MADE TAPER	Allegiance® AMERICAN MADE PRICE EACH [2]	Pittsburg® ALLEGHANY SPIRAL POINT [1]	Pittsburg® ALLEGHANY PRICE EACH
15/16-20NEF	3	2350-596	2350-597	2350-598	$45.24	3300-596	3300-597	3300-598	$76.29	2365-444	$ 76.45
15/16-24	3	2350-617	2350-618	2350-619	45.24	–	–	–	–	2365-452	76.45
15/16-27	3	2350-632	2350-633	2350-634	45.24	3300-632	–	–	55.00	2365-457	POA
15/16-28	3	2350-647	2350-648	2350-649	45.24	–	–	–	–	2365-460	POA
15/16-32	3	2350-662	2350-663	2350-664	45.24	3300-662	3300-663	3300-664	90.31	2365-465	76.45
1-10	4	2351-034	2351-035	2351-036	51.60	3301-034	3301-035	3301-036	90.31	2365-694	POA
1-16	3	2351-047	2351-048	2351-049	51.60	–	–	–	–	2365-702	82.42
1-16	4	–	–	–	–	3301-047	3301-048	3301-049	95.90	2365-703	POA
1-18	3	2351-060	2351-061	2351-062	51.60	3301-060	3301-061	3301-062	126.27	2365-705	POA
1-20 NEF	3	2351-072	2351-073	2351-074	51.60	3301-072	3301-073	3301-074	97.65	2365-708	82.42
1-20 NEF	5	2351-078	2351-079	–	POA	–	–	–	–	2365-711	POA
1-24	3	2351-090	2351-091	2351-092	51.60	3301-090	3301-091	3301-092	120.12	2365-716	82.42
1-27	3	2351-102	2351-103	2351-104	51.60	3301-102	3301-103	3301-104	120.12	2365-721	POA
1-32	3	2351-114	2351-115	2351-116	51.60	3301-114	3301-115	3301-116	120.12	2365-727	POA
1-36	3	2351-126	2351-127	2351-128	51.60	–	–	–	–	2365-733	82.42
1-40	3	2351-138	2351-139	2351-140	51.60	3301-138	–	–	47.00	2365-739	82.42
1 1/16-8 **	5	2351-448	2351-449	2351-450	74.72	3301-449	–	–	65.00	–	–
1 1/16-12 **	4	2351-462	2351-463	2351-464	74.72	–	–	–	–	–	–
1 1/16-12 **	5	–	–	–	–	3301-462	3301-463	3301-464	113.07	–	–
1 1/16-14	4	2351-474	2351-475	2351-476	74.72	–	–	–	–	–	–
1 1/16-14	5	–	–	–	–	3301-474	3301-475	3301-476	148.58	–	–
1 1/16-16	4	2351-486	2351-487	2351-488	74.72	3301-486	3301-487	3301-488	148.58	–	–
1 1/16-18NEF	4	2351-498	2351-499	2351-500	74.72	3301-498	3301-499	3301-500	117.68	–	–
1 1/16-18NEF	6	2351-504	–	–	POA	–	–	–	–	–	–
1 1/16-20	4	2351-516	2351-517	2351-518	74.72	3301-516	3301-517	3301-518	122.10	–	–
1 1/16-24	4	2351-528	2351-529	2351-530	74.72	3301-528	3301-529	3301-530	122.10	–	–
1 1/16-32	4	2351-543	2351-544	2351-545	74.72	–	–	–	–	–	–
1 1/8-8 **	4	2351-738	2351-739	2351-740	78.13	–	–	–	–	–	–
1 1/8-8 **	5	–	–	–	–	3301-744	3301-745	3301-746	109.20	–	–
1 1/8-10 **	4	2351-750	2351-751	2351-752	78.13	–	–	–	–	–	–
1 1/8-10 **	5	–	–	–	–	3301-750	3301-751	3301-752	143.39	–	–
1 1/8-14	4	2351-772	2351-773	2351-774	78.13	–	–	–	–	–	–
1 1/8-14	5	–	–	–	–	3301-772	3301-773	3301-774	131.44	–	–
1 1/8-16	4	2351-787	2351-788	2351-789	78.13	3301-787	3301-788	3301-789	119.33	–	–
1 1/8-18NEF	4	2351-799	2351-800	2351-801	78.13	3301-799	3301-800	3301-801	127.23	–	–
1 1/8-18NEF	6	2351-805	2351-806	2351-807	POA	–	–	–	–	–	–
1 1/8-20	4	2351-817	2351-818	2351-819	78.13	3301-817	3301-818	3301-819	128.72	2365-817	POA
1 1/8-24	4	2351-829	2351-830	2351-831	78.13	3301-829	3301-830	3301-831	131.44	2365-829	POA
1 1/8-27	4	2351-842	2351-843	2351-844	78.13	–	–	–	–	–	–
1 1/8-32	4	2351-866	2351-867	2351-868	78.13	3301-866	3301-867	3301-868	157.25	–	–
1 3/16-8 **	4	2352-045	2352-046	2352-047	98.15	–	–	–	–	–	–
1 3/16-8 **	5	–	–	–	–	3302-045	–	–	67.50	–	–
1 3/16-12 **	4	2352-060	2352-061	2352-062	98.15	–	–	–	–	–	–
1 3/16-12 **	5	–	–	–	–	3302-060	3302-061	3302-062	132.05	–	–
1 3/16-12 **	6	2352-066	2352-067	2352-068	POA	–	–	–	–	–	–
1 3/16-14	4	2352-072	2352-073	2352-074	98.15	–	–	–	–	–	–
1 3/16-14	5	–	–	–	–	3302-072	3302-073	3302-074	134.66	–	–
1 3/16-14	6	2352-075	2352-076	2352-077	POA	–	–	–	–	–	–
1 3/16-16	4	2352-078	2352-079	2352-080	98.15	3302-078	3302-079	3302-080	118.52	–	–
1 3/16-18NEF	4	2352-087	2352-088	2352-089	98.15	3302-087	3302-088	3302-089	148.05	–	–
1 3/16-18NEF	6	2352-093	2352-094	2352-095	POA	–	–	–	–	–	–
1 3/16-20	4	2352-105	2352-106	2352-107	98.15	3302-105	3302-106	3302-107	116.54	–	–
1 3/16-32	4	2352-135	2352-136	2352-137	98.15	–	–	–	–	–	–

** LONG BLANK

(continued)

Popular Special Thread Taps

Right Hand, High Speed Steel

WARNING: This product contains Cobalt and/or Nickel and/or Lead a chemical known to the state of California to cause cancer or birth defects or other reproductive harm. For more information: www.prop65.ca.gov. WARNING: Cutting tools may shatter. Always wear approved safety glasses and mask when regrinding.



Bottom



Plug

Taper

		3				2			
		Pittsburg® ALLEGHANY				ALLEGIANCE® AMERICAN MADE			
SIZE	GH LIMIT	BOTTOMING	PLUG	TAPER	PRICE EACH	BOTTOMING	PLUG	TAPER	PRICE EACH
1 1/4-8 **	4	2352-300	2352-301	2352-302	$98.15	–	–	–	–
1 1/4-8 **	5	–	–	–	–	3302-303	3302-304	3302-305	$133.07
1 1/4-10 **	4	2352-312	2352-313	2352-314	98.15	–	–	–	–
1 1/4-10 **	5	–	–	–	–	3302-312	3302-313	3302-314	148.23
1 1/4-14	4	2352-336	2352-337	2352-338	98.15	–	–	–	–
1 1/4-14	5	–	–	–	–	3302-336	3302-337	3302-338	116.56
1 1/4-16	4	2352-348	2352-349	2352-350	98.15	3302-348	3302-349	3302-350	117.84
1 1/4-18 NEF	4	2352-360	2352-361	2352-362	98.15	3302-360	3302-361	3302-362	119.66
1 1/4-18 NEF	6	2352-366	–	–	POA	–	–	–	–
1 1/4-20	4	2352-378	2352-379	2352-380	98.15	3302-378	3302-379	3302-380	134.45
1 1/4-24	4	2352-390	2352-391	2352-392	98.15	3302-390	3302-391	3302-392	171.43
1 1/4-32	4	2352-417	2352-418	2352-419	98.15	3302-417	3302-418	3302-419	171.43
1 5/16-8 **	5	2352-546	2352-547	2352-548	126.95	–	–	–	–
1 5/16-12 **	4	2352-560	2352-561	2352-562	126.95	–	–	–	–
1 5/16-12 **	5	–	–	–	–	3302-560	3302-561	3302-562	136.59
1 5/16-14	4	2352-578	2352-579	2352-580	126.95	–	–	–	–
1 5/16-14	5	–	–	–	–	3302-578	3302-579	3302-580	171.43
1 5/16-16	4	2352-584	2352-585	2352-586	126.95	3302-584	3302-585	3302-586	152.71
1 5/16-18NEF	4	2352-593	2352-594	2352-595	126.95	3302-593	3302-594	3302-595	169.80
1 5/16-18NEF	6	2352-599	2352-600	2352-598	POA	–	–	–	–
1 5/16-20	4	2352-611	2352-612	2352-613	126.95	3302-611	3302-612	3302-613	171.45
1 3/8-8 **	4	2352-800	2352-801	2352-802	126.95	–	–	–	–
1 3/8-8 **	5	–	–	–	–	3302-803	3302-804	3302-805	170.57
1 3/8-14	4	2352-830	2352-831	2352-832	126.95	–	–	–	–
1 3/8-16	4	2352-842	2352-843	2352-844	126.95	3302-842	3302-843	3302-844	215.96
1 3/8-18 NEF	4	2352-854	2352-855	2352-856	126.95	3302-854	3302-855	3302-856	143.72
1 3/8-18 NEF	6	2352-860	2352-861	–	POA	–	–	–	–
1 3/8-20	4	2352-872	2352-873	2352-874	126.95	3302-872	3302-873	3302-874	171.45
1 3/8-24	4	2352-887	2352-888	2352-889	126.95	3302-887	–	–	76.50
1 7/16-8 **	5	2353-045	2353-046	2353-047	166.74	3303-045	–	–	117.10
1 7/16-12 **	4	2353-063	2353-064	2353-065	166.74	–	–	–	–
1 7/16-12 **	5	–	–	–	–	3303-063	–	–	117.10
1 7/16-16	4	2353-087	2353-088	2353-089	166.74	–	–	–	–
1 7/16-18	4	2353-099	2353-100	2353-101	166.74	3303-099	3303-100	3303-101	161.39
1 1/2-8 **	5	2353-286	2353-287	2353-288	168.62	3303-286	3303-287	3303-288	182.96
1 1/2-10 **	4	2353-298	2353-299	2353-300	168.62	–	–	–	–
1 1/2-10 **	5	–	–	–	–	3303-298	3303-299	3303-300	175.16
1 1/2-14	4	2353-312	2353-313	2353-314	168.62	–	–	–	–
1 1/2-16	4	2353-325	2353-326	2353-327	168.62	3303-325	3303-326	3303-327	175.16
1 1/2-18 NEF	4	2353-331	2353-332	2353-333	168.62	3303-331	3303-332	3303-333	171.45
1 1/2-20	4	2353-339	2353-340	2353-341	168.62	3303-339	3303-340	3303-341	175.16
1 1/2-24	4	2353-353	2353-354	2353-355	168.62	3303-353	3303-354	3303-355	240.74
1 9/16-12	4	2353-660	2353-661	2353-662	180.90	–	–	–	–
1 9/16-16	5	2353-675	2353-676	2353-677	180.90	3303-675	3303-676	3303-677	291.11
1 9/16-18	4	2353-695	2353-696	2353-697	180.90	–	–	–	–
1 9/16-18	5	–	–	–	–	3303-695	3303-696	3303-697	261.42
1 9/16-20	4	2353-710	2353-711	2353-712	180.90	–	–	–	–
1 5/8-5 1/2**	6	2353-876	2353-877	2353-878	185.84	–	–	–	–
1 5/8-5 1/2**	7	–	–	–	–	3303-876	3303-877	3303-878	319.06
1 5/8-8 **	6	2353-888	2353-889	2353-890	185.84	3303-888	3303-889	3303-890	221.27
1 5/8-10 **	4	2353-900	2353-901	2353-902	185.84	–	–	–	–
1 5/8-12	6	2353-912	2353-913	2353-914	185.84	3303-912	3303-913	3303-914	177.04
1 5/8-16	4	2353-939	2353-940	2353-941	185.84	–	–	–	–
1 5/8-16	5	–	–	–	–	3303-939	3303-940	3303-941	268.82
1 5/8-18	5	–	–	–	–	3303-954	3303-955	3303-956	268.82
1 5/8-18	6	2353-954	2353-955	2353-956	185.84	–	–	–	–
1 5/8-20	6	2353-966	2353-967	2353-968	185.84	–	–	–	–
1 5/8-24	6	2353-978	2353-979	2353-980	185.84	–	–	–	–

** LONG BLANK

(continued)

Popular Special Thread Taps

Right Hand, High Speed Steel

WARNING: This product contains Cobalt and/or Nickel and/or Lead a chemical known to the state of California to cause cancer or birth defects or other reproductive harm. For more information: www.prop65.ca.gov. **WARNING:** Cutting tools may shatter. Always wear approved safety glasses and mask when regrinding.

Bottom

Plug

Taper

		Pittsburg® ALLEGHANY				ALLEGIANCE® AMERICAN MADE			
					[3]				[2]
SIZE	GH LIMIT	BOTTOMING	PLUG	TAPER	PRICE EACH	BOTTOMING	PLUG	TAPER	PRICE EACH
1 11/16-12	4	2354-095	2354-096	2354-097	$212.36	–	–	–	–
1 11/16-16	4	2354-122	2354-123	2354-124	212.36	–	–	–	–
1 11/16-18	5	2354-134	2354-135	2354-136	212.36	–	–	–	–
1 11/16-20	6	2354-146	2354-147	2354-148	212.36	–	–	–	–
1 3/4-5**	7	2354-206	2354-207	2354-208	235.76	3304-206	3304-207	3304-208	$298.10
1 3/4-6**	6	2354-218	2354-219	2354-220	235.76	–	–	–	–
1 3/4-8**	6	2354-230	2354-231	2354-232	235.76	3304-230	3304-231	3304-232	224.81
1 3/4-10	6	2354-242	2354-243	2354-244	235.76	3304-242	3304-243	3304-244	310.09
1 3/4-12	6	2354-254	2354-255	2354-256	235.76	3304-254	3304-255	3304-256	192.02
1 3/4-14	6	2354-266	2354-267	2354-268	235.76	–	–	–	–
1 3/4-16	5	–	–	–	–	3304-278	3304-279	3304-280	274.55
1 3/4-16	6	2354-278	2354-279	2354-280	235.76	–	–	–	–
1 3/4-18	5	2354-290	2354-291	2354-292	235.76	3304-290	3304-291	3304-292	298.10
1 3/4-20	5	2354-302	2354-303	2354-304	235.76	–	–	–	–
1 13/16-16	6	2354-428	2354-429	2354-430	259.55	–	–	–	–
1 13/16-18	6	2354-440	2354-441	2354-442	259.55	3304-440†	–	–	157.50
1 13/16-20	6	2354-452	2354-453	2354-454	259.55	–	–	–	–
1 7/8-5**	6	2354-515	2354-516	2354-517	283.32	–	–	–	–
1 7/8-5**	7	–	–	–	–	3304-515	3304-516	3304-517	343.44
1 7/8-8**	6	2354-530	2354-531	2354-532	282.74	3304-530	3304-531	3304-532	258.44
1 7/8-12	6	2354-545	2354-546	2354-547	283.32	3304-545	3304-546	3304-547	227.07
1 7/8-16	5	–	–	–	–	3304-572	3304-573	3304-574	240.88
1 7/8-16	6	2354-572	2354-573	2354-574	283.32	–	–	–	–
1 7/8-18	6	2354-584	2354-585	2354-586	283.32	–	–	–	–
1 7/8-20	4	2354-599	2354-600	2354-601	283.32	–	–	–	–
1 15/16-12	6	2354-773	2354-774	2354-775	298.87	–	–	–	–
1 15/16-16	6	2354-797	2354-798	2354-799	298.87	–	–	–	–
1 15/16-18	6	2354-809	2354-810	2354-811	298.87	3304-809†	–	3304-811†	164.90
2-4 1/2**	6	2354-894	2354-895	2354-896	306.74	–	–	–	–
2-4 1/2**	7	–	–	–	–	3304-894	3304-895	3304-896	326.74
2-6 **	7	2354-910	2354-911	2354-912	306.74	–	–	–	–
2-8 **	6	2354-925	2354-926	2354-927	306.74	3304-925	3304-926	3304-927	306.57
2-10	6	2354-937	2354-938	2354-939	306.74	3304-937†	–	–	164.90
2-12	6	2354-949	2354-950	2354-951	306.74	3304-949	3304-950	3304-951	241.34
2-14	6	2354-961	2354-962	2354-963	306.74	–	–	–	–
2-16	5	–	–	–	–	3304-973	3304-974	3304-975	241.34
2-16	6	2354-973	2354-974	2354-975	306.74	–	–	–	–
2-18	6	2354-985	2354-986	2354-987	306.74	3304-985†	–	–	164.90
2-20	5	–	–	–	–	3304-997	3304-998	3304-999	328.84
2-20	6	2354-997	2354-998	2354-999	306.74	–	–	–	–
2 1/16-12	6	2355-116	2355-117	2355-118	368.23	–	–	–	–
2 1/8-8**	6	2355-210	2355-211	2355-212	376.03	3305-210	3305-211	3305-212	409.35
2 1/8-12	6	2355-234	2355-235	2355-236	376.03	3305-234	3305-235	3305-236	328.84
2 1/8-16	5	2355-250	2355-244	2355-245	376.03	3305-245	3305-246	3305-247	325.81
2 1/8-18	6	2355-262	2355-263	2355-264	376.03	–	–	–	–
2 1/8-20	6	2355-274	2355-275	2355-276	376.03	–	–	–	–
2 1/4-4-1/2**	7	2355-442	2355-443	2355-444	402.19	3305-442	3305-443	3305-444	466.10
2 1/4-8**	6	2355-464	2355-465	2355-466	402.19	3305-464	3305-465	3305-466	439.09
2 1/4-12	6	2355-486	2355-487	2355-488	402.19	3305-486	3305-487	3305-488	334.78
2 1/4-16	5	2355-516	2355-517	2355-518	402.19	3305-516	3305-517	3305-518	335.43
2 1/4-18	6	2355-531	2355-532	2355-533	402.19	–	–	–	–
2 1/4-20	6	2355-543	2355-544	2355-545	402.19	–	–	–	–
2 3/8-8**	6	2355-695	2355-696	2355-697	420.07	3305-695	3305-696	3305-697	613.50
2 3/8-12	6	2355-720	2355-721	2355-722	305.50	3305-720	3305-721	3305-722	403.46
2 3/8-16	5	2355-735	2355-736	2355-737	420.07	3305-735	3305-736	3305-737	403.46
2 3/8-18	6	2355-750	2355-751	2355-752	420.07	–	–	–	–
2 1/2-4**	7	2355-894	2355-895	2355-896	518.38	3305-894	3305-895	3305-896	547.10
2 1/2-8**	6	2355-916	2355-917	2355-918	518.38	3305-916	3305-917	3305-918	532.27
2 1/2-12	6	2355-931	2355-932	2355-933	506.68	3305-931	3305-932	3305-933	409.40
2 1/2-16	5	2355-958	2355-959	2355-960	518.38	3305-958	3305-959	3305-960	441.35
2 1/2-18	6	2355-973	2355-974	2355-975	518.38	–	–	–	–
2 1/2-20	6	2355-988	2355-989	2355-990	POA	–	–	–	–

** LONG BLANK

Popular Special Thread Taps

Right Hand, High Speed Steel

WARNING: This product contains Cobalt and/or Nickel and/or Lead a chemical known to the state of California to cause cancer or birth defects or other reproductive harm. For more information: www.prop65.ca.gov. **WARNING:** Cutting tools may shatter. Always wear approved safety glasses and mask when regrinding.

Bottom

Plug

Taper

SIZE	GH LIMIT	Pittsburg® ALLEGHANY BOTTOMING	PLUG [3]	TAPER	PRICE EACH	ALLEGIANCE® AMERICAN MADE BOTTOMING	PLUG	TAPER [2]	PRICE EACH
2 5/8-8**	8	2356-156	2356-157	2356-158	$652.44	3306-156	3306-157	3306-158	$627.29
2 5/8-12	7	2356-174	2356-175	2356-176	652.44	–	–	–	–
2 5/8-16	6	2356-198	2356-199	2356-200	652.44	–	–	–	–
2 5/8-18	5	2356-210	2356-211	2356-212	652.44	–	–	–	–
2 3/4-4**	7	2356-308	2356-309	2356-310	802.59	–	–	–	–
2 3/4-8**	8	2356-326	2356-327	2356-328	802.59	3306-320	3306-321	3306-322	646.80
2 3/4-12	5	2356-334	2356-335	2356-336	802.59	3306-334	3306-335	3306-336	472.37
2 3/4-16	6	2356-348	2356-349	2356-350	802.59	–	–	–	–
2 3/4-18	6	2356-360	2356-361	2356-362	802.59	–	–	–	–
2 7/8-8**	8	2356-458	2356-459	2356-460	831.19	3306-458	3306-459	3306-460	810.64
2 7/8-12	6	2356-472	2356-473	2356-474	831.19	–	–	–	–
3-4 **	9	2356-631	2356-632	2356-633	934.87	3306-631	3306-632	3306-633	848.20
3-8 **	8	2356-649	2356-650	2356-651	934.87	3306-649	3306-650	3306-651	833.58
3-12	7	2356-661	2356-662	2356-663	934.87	3306-661	3306-662	3306-663	669.49
3-16	7	2356-664	2356-665	2356-666	934.87	3306-664	3306-665	3306-666	673.14
3 1/8-12	7	2356-760	2356-761	2356-762	1018.88	3306-760	3306-761	3306-762†	653.67
3 1/4-4**	9	2356-818	2356-819	2356-820	1081.44	3306-818†	3306-819†	3306-820†	POA
3 1/4-8**	8	2356-833	2356-834	2356-835	1081.44	3306-833	3306-834	3306-835	1090.11
3 1/4-12	7	2356-848	2356-849	2356-850	1081.44	3306-848	3306-849	–	706.21
3 1/2-4**	9	2357-059	2357-060	2357-061	1208.35	3307-059	3307-060	3307-061†	1099.70
3 1/2-8**	8	2357-074	2357-075	2357-076	1208.35	3307-074	3307-075	3307-076	1211.26
3 1/2-12	7	2357-089	2357-090	2357-091	929.50	3307-089	3307-090	–	802.12
3 3/4-4**	9	2357-252	2357-253	2357-254	1084.88	3307-252	3307-253	–	1423.79
3 3/4-8**	8	2357-267	2357-268	2357-269	1084.88	3307-267	3307-268	3307-269	1475.58
3 3/4-12	7	2357-282	2357-283	2357-284	1084.88	3307-282	3307-283	–	993.43
4-4 **	9	2357-412	2357-413	2357-414	1221.00	3307-412	3307-413	3307-414†	1450.87
4-8 **	8	2357-428	2357-429	2357-430	1221.00	3307-428	3307-429	3307-430	1651.74
4-12	7	2357-456	2357-457	2357-458	1221.00	3307-456	3307-457	–	1065.58

** LONG BLANK

Locknut Thread Taps & Dies

Right Hand

Pittsburg® ALLEGHANY

LOCKNUT NO.	SIZE	CARBON STEEL BOTTOM TAPS [1] ORDER NO.	PRICE EACH	HIGH SPEED PLUG TAPS [1] ORDER NO.	PRICE EACH	CARBON STEEL HEX DIES [2] ORDER NO.	PRICE EACH	HIGH SPEED HEX DIES [2] ORDER NO.	PRICE EACH
N-00	0.391-32	–	–	2332-001	$ 180.30	2487-001	$ 43.20	2487-051	$ 64.80
N-01	0.496-32	–	–	2332-002	186.10	2487-002	44.40	2487-052	68.40
N-02	0.586-32	–	–	2332-003	195.50	2487-003	45.60	2487-053	72.00
N-03	0.664-32	–	–	2332-004	206.00	2487-004	48.00	2487-054	73.20
N-04	0.781-32	–	–	2332-005	225.10	2487-005	50.40	2487-055	76.80
N-05	0.969-32	–	–	2332-006	260.20	2487-006	54.00	2487-056	80.40
N-06	1.173-18	–	–	2332-007	296.70	2487-007	64.80	2487-057	102.00
N-07	1.376-18	–	–	2332-008	342.90	2487-008	68.40	2487-058	105.60
N-08	1.563-18	–	–	2332-009	409.10	2487-009	163.20	2487-059	216.00
N-09	1.767-18	–	–	2332-010	447.30	2487-010	200.40	2487-060	232.80
N-10	1.967-18	–	–	2332-011	465.70	2487-011	241.20	2487-061	274.80
N-11	2.157-18	–	–	2332-012	600.30	2487-012	255.60	2487-062	289.20
N-12	2.360-18	–	–	2332-013	634.30	2487-013	288.00	2487-063	326.40
N-13	2.548-18	–	–	2332-014	731.90	2487-014	308.40	2487-064	343.20
N-14	2.751-18	–	–	2332-015	777.10	2487-015	309.60	2487-065	351.60
N-15	2.933-12	–	–	2332-016	841.90	2487-016	458.40	2487-066	499.20
N-16	3.137-12	–	–	2332-017	1056.60	2487-017	460.80	2487-067	511.20
N-17	3.340-12	2332-118†	$ 342.39	2332-018	1156.40	2487-018	470.40	2487-068	538.80
N-18	3.527-12	2332-119†	374.54	2332-019	1209.30	2487-019	608.40	2487-069	722.40
N-19	3.730-12	2332-120†	391.98	2332-020	1265.70	2487-020	615.60	2487-070	745.20
N-20	3.918-12	2332-121†	430.01	2332-021	1388.60	2487-021	634.80	2487-071	776.40
N-21	4.122-12	2332-122†	468.75	2332-022	2139.00	2487-022	POA	2487-072	POA
N-22	4.325-12	2332-123†	519.50	2332-023	2247.80	2487-023	POA	2487-073	POA
N-24	4.716-12	2332-124†	576.65	2332-024	2247.80	2487-024	POA	2487-074	POA
N-26	5.106-12	2332-125†	630.00	2332-025	2600.00	2487-025	POA	2487-075	POA
N-28	5.497-12	2332-126†	699.50	2332-026	2747.90	2487-026	POA	2487-076	POA
N-30	5.888-12	2332-127†	768.75	2332-027	3027.80	2487-027	POA	2487-077	POA
N-32	6.284-8	2332-128†	1330.90	2332-028	POA	2487-028	POA	2487-078	POA
N-34	6.659-8	2332-129†	1818.75	2332-029	POA	2487-029	POA	2487-079	POA

† Limited Quantities

Full Special Hand Taps

Right Hand, High Speed Steel

POPULAR SPECIAL TAPS SEE PAGES 111-117

FOR 2 OR MORE PIECES, CALL FOR PRICE

WARNING: This product contains Cobalt and/or Nickel and/or Lead a chemical known to the state of California to cause cancer or birth defects or other reproductive harm. For more information: www.prop65.ca.gov. WARNING: Cutting tools may shatter. Always wear approved safety glasses and mask when regrinding.

Bottom

Plug



Taper

Spiral Point

1

Pittsburg® ALLEGHANY

SIZE	GH LIMIT	BOTTOMING	PLUG	TAPER	PRICE EACH	SPIRAL POINT	PRICE EACH
9/64-40	GH2	2343-756	2343-757	2343-758	$POA	2362-020	$POA
5/32-24	GH3	2343-822	2343-823	2343-824	POA	-	-
5/32-32	GH4	-	-	-	-	2362-062	POA
5/32-38	GH3	2343-840	2343-841	2343-842	POA	-	-
5/32-48	GH2	2343-850	2343-851	2343-852	POA	2362-070	POA
5/32-50	GH2	2343-855	2343-856	2343-857	POA	-	-
5/32-64	GH2	2343-862	2343-863	-	POA	2362-078	POA
5/32-80	GH2	2343-865	2343-866	2343-867	POA	-	-
11/64-24	GH3	2343-920	2343-921	2343-922	POA	-	-
11/64-32	GH3	2343-930	2343-931	2343-932	POA	-	-
11/64-38	GH3	2343-935	2343-936	2343-937	POA	-	-
11/64-40	GH2	2343-940	2343-941	2343-942	POA	-	-
11/64-80	GH2	2343-970	2343-971	2343-972	POA	-	-
3/16-14	GH3	2343-976	2343-977	2343-978	POA	-	-
3/16-16	GH3	2343-979	2343-980	2343-981	12.16	-	-
3/16-18	GH3	2343-985	2343-986	2343-987	12.16	-	-
3/16-18	GH5	2343-982	2343-983	2343-984	POA	-	-
3/16-20	GH3	2343-988	2343-989	2343-990	POA	-	-
3/16-26	GH3	2343-994	2343-995	2343-996	POA	-	-
3/16-27	GH3	2344-010	2344-011	2344-012	POA	2362-156	POA
3/16-48	GH2	2344-035	2344-036	2344-037	POA	2362-175	POA
3/16-50	GH2	2344-050	2344-051	2344-052	POA	2362-180	POA
13/64-24	GH3	2344-136	2344-137	2344-138	POA	-	-
13/64-56	GH2	2344-150	2344-151	2344-152	POA	-	-
7/32-26	GH3	2344-225	2344-226	2344-227	POA	-	-
7/32-38	GH3	2344-250	2344-251	2344-252	POA	-	-
7/32-48	GH2	2344-234	2344-235	2344-236	POA	-	-
7/32-60	GH2	2344-270	2344-271	2344-272	POA	-	-
7/32-72	GH3	2344-276	2344-277	2344-278	POA	-	-
7/32-80	GH2	2344-280	2344-281	2344-282	POA	-	-
15/64-20	GH3	2344-344	2344-345	2344-346	POA	-	-
15/64-22	GH3	2344-347	2344-348	2344-350	POA	-	-
15/64-24	GH3	-	2344-351	2344-352	POA	-	-
15/64-28	GH3	2344-355	2344-356	2344-357	POA	-	-
15/64-32	GH3	2344-360	2344-361	2344-362	POA	-	-
15/64-36	GH3	2344-365	2344-366	2344-367	POA	-	-
15/64-40	GH2	2344-370	2344-371	2344-372	POA	-	-
15/64-64	GH2	2344-375	2344-376	2344-377	POA	-	-
15/64-80	GH2	2344-380	2344-381	2344-382	POA	-	-
1/4-10	GH3	2344-439	2344-440	2344-441	POA	-	-
1/4-12	GH3	2344-445	2344-446	2344-447	POA	-	-
1/4-14	GH3	2344-451	2344-452	2344-453	POA	-	-
1/4-16	GH3	2344-457	2344-458	2344-459	12.16	2362-388	13.99
1/4-18	GH3	2344-450	2344-448	2344-449	12.16	2362-393	13.99
1/4-22	GH3	2344-463	2344-464	2344-465	12.16	-	-
1/4-23	GH3	2344-469	2344-470	2344-471	POA	-	-
1/4-24	GH5	2344-478	2344-479	2344-480	POA	-	-
1/4-25	GH3	2344-488	2344-489	2344-490	POA	-	-
1/4-26	GH3	2344-481	2344-482	2344-483	12.16	-	-
1/4-34	GH2	2344-496	2344-497	2344-498	POA	-	-
1/4-36	GH7	2344-699	2344-700	2344-701	POA	-	-
1/4-38	GH2	2344-509	2344-510	-	12.16	-	-
1/4-42	GH3	2344-511	2344-512	2344-513	12.16	2362-420	POA
1/4-44	GH3	2344-514	2344-515	2344-516	POA	-	-
1/4-46	GH3	2344-517	2344-518	2344-519	POA	-	-
1/4-50	GH2	2344-523	2344-524	2344-525	POA	2362-427	POA
1/4-52	GH2	2344-529	2344-530	2344-531	POA	-	-
1/4-60	GH2	2344-565	2344-566	2344-567	12.16	2362-435	13.99
1/4-72	GH2	2344-600	2344-601	2344-602	12.16	2362-447	POA
1/4-96	GH	2344-626	2344-627	2344-628	POA	-	-
1/4-120	GH2	2344-541	2344-542	2344-543	POA	-	-
17/64-18	GH3	2344-716	2344-717	2344-718	POA	-	-
17/64-20	GH3	2344-720	2344-721	2344-722	POA	-	-
17/64-24	GH3	2344-724	2344-725	2344-726	POA	-	-
17/64-28	GH3	2344-712	2344-713	2344-714	POA	-	-
17/64-32	GH3	2344-730	2344-731	2344-732	POA	-	-
17/64-36	GH3	2344-735	2344-736	2344-737	POA	-	-
17/64-40	GH2	2344-740	2344-741	2344-742	POA	-	-
9/32-16	GH3	2344-814	2344-815	2344-816	POA	-	-
9/32-18	GH3	2344-818	2344-819	2344-820	POA	-	-
9/32-20	GH3	2344-825	2344-826	2344-827	12.16	2362-569	POA

Pittsburg® ALLEGHANY

SIZE	GH LIMIT	BOTTOMING	PLUG	TAPER	PRICE EACH	SPIRAL POINT	PRICE EACH
9/32-24	GH3	2344-840	2344-841	2344-842	$9.23	2362-573	$14.68
9/32-26	GH3	2344-845	2344-846	2344-847	POA	-	-
9/32-27	GH3	2344-860	2344-861	2344-862	POA	2362-576	POA
9/32-28	GH3	2344-865	2344-866	2344-867	POA	2362-578	POA
9/32-32	GH5	2344-877	2344-878	2344-879	POA	-	-
9/32-36	GH3	2344-885	2344-886	2344-887	POA	-	-
9/32-48	GH2	2344-915	2344-916	2344-917	POA	2362-598	POA
9/32-56	GH2	2344-895	2344-896	2344-897	POA	2362-508	POA
9/32-64	GH2	2344-905	2344-906	2344-907	POA	-	-
9/32-80	GH2	2344-912	2344-913	2344-914	POA	-	-
19/64-16	GH2	2344-972	2344-973	2344-974	POA	-	-
19/64-16	GH3	2344-918	2344-919	2344-920	POA	-	-
19/64-18	GH3	2344-976	2344-977	2344-978	POA	-	-
19/64-20	GH3	2344-980	2344-981	2344-982	POA	-	-
19/64-24	GH3	-	2344-985	2344-986	POA	-	-
19/64-28	GH3	2344-990	2344-991	2344-992	POA	-	-
19/64-32	GH3	2344-996	2344-997	2344-998	POA	-	-
19/64-34	GH2	2344-999	2345-000	2345-001	POA	-	-
19/64-40	GH2	2345-002	2345-003	2345-004	POA	-	-
5/16-10	GH3	2345-060	2345-061	2345-062	POA	-	-
5/16-12	GH3	2345-066	2345-067	2345-068	POA	-	-
5/16-14	GH3	2345-073	2345-074	2345-075	POA	2362-690	POA
5/16-16	GH3	2345-077	2345-078	2345-079	12.16	2362-695	14.68
5/16-22	GH3	2345-083	2345-084	2345-085	12.16	-	-
5/16-26	GH3	2345-089	2345-088	2345-087	9.35	2362-704	POA
5/16-30	GH3	2345-095	2345-096	2345-097	12.16	2362-584	POA
5/16-34	GH3	2345-100	2345-101	2345-102	POA	-	-
5/16-42	GH1	2345-112	2345-113	2345-114	POA	-	-
5/16-42	GH2	2345-106	2345-107	2345-108	POA	-	-
5/16-44	GH2	2345-117	2345-118	2345-119	POA	-	-
5/16-50	GH2	2345-123	2345-124	2345-125	POA	-	-
5/16-52	GH2	2345-130	2345-131	2345-132	POA	-	-
5/16-60	GH2	2345-142	2345-143	2345-144	12.16	-	-
5/16-72	GH2	2345-215	2345-216	2345-217	12.16	2362-753	POA
5/16-100	GH1	2345-148	2345-149	2345-150	POA	-	-
21/64-16	GH3	2345-340	2345-341	2345-342	POA	2362-820	POA
21/64-18	GH3	2345-347	2345-348	2345-349	POA	2362-825	POA
21/64-24	GH3	2345-355	2345-356	2345-357	POA	2362-831	POA
21/64-28	GH3	2345-362	2345-363	2345-364	POA	2362-836	POA
21/64-32	GH2	2345-365	2345-366	2345-367	POA	-	-
21/64-32	GH3	-	2345-345	2345-346	POA	-	-
21/64-36	GH3	2345-372	2345-373	2345-374	POA	2362-841	POA
21/64-40	GH2	2345-378	2345-379	2345-380	POA	-	-
21/64-40	GH3	2345-350	2345-351	2345-352	POA	-	-
21/64-48	GH2	2345-384	2345-385	2345-386	POA	2362-845	POA
21/64-64	GH2	2345-402	2345-403	2345-404	POA	2362-848	POA
11/32-16	GH3	2345-432	2345-433	2345-434	POA	2362-870	POA
11/32-18	GH3	2345-436	2345-437	2345-438	POA	2362-871	POA
11/32-20	GH3	2345-440	2345-441	2345-442	12.94	2362-872	POA
11/32-22	GH3	2345-444	2345-445	2345-446	POA	2362-873	POA
11/32-24	GH3	2345-448	2345-449	2345-450	POA	2362-874	POA
11/32-26	GH3	2345-455	2345-456	2345-457	POA	2362-875	POA
11/32-27	GH3	2345-462	2345-463	2345-464	POA	2362-876	POA
11/32-28	GH3	2345-469	-	-	POA	2362-877	POA
11/32-30	GH3	2345-474	2345-475	2345-476	POA	2362-880	POA
11/32-36	GH3	2345-477	2345-478	2345-479	POA	2362-897	POA
11/32-40	GH2	2345-484	2345-485	2345-486	POA	2362-901	POA
11/32-48	GH2	2345-491	2345-492	2345-493	POA	2362-909	POA
11/32-56	GH2	2345-498	2345-499	2345-500	POA	2362-917	POA
11/32-60	GH2	2345-505	2345-506	2345-507	POA	2362-921	POA
11/32-64	GH2	2345-512	2345-513	2345-514	POA	2362-926	POA
11/32-72	GH2	2345-522	2345-523	2345-524	POA	2362-934	POA
11/32-96	GH1	2345-540	2345-541	2345-542	POA	-	-
23/64-16	GH3	2345-620	2345-621	2345-622	POA	2362-960	POA
23/64-24	GH3	2345-630	2345-631	2345-632	POA	2362-970	POA
23/64-40	GH2	2345-648	2345-649	2345-650	POA	2362-980	POA
3/8-10	GH3	2345-704	2345-705	2345-706	POA	-	-
3/8-12	GH3	2345-710	2345-711	2345-712	POA	-	-
3/8-13	GH3	2345-716	2345-717	2345-718	12.38	-	-
3/8-18	GH1	2345-728	2345-729	2345-730	POA	-	-
3/8-18	GH5	2345-731	2345-732	2345-733	POA	-	-

(continued)

Full Special Hand Taps

Right Hand, High Speed Steel

POPULAR SPECIAL TAPS SEE PAGES 111-117

FOR 2 OR MORE PIECES, CALL FOR PRICE

WARNING: This product contains Cobalt and/or Nickel and/or Lead a chemical known to the state of California to cause cancer or birth defects or other reproductive harm. For more information: www.prop65.ca.gov. WARNING: Cutting tools may shatter. Always wear approved safety glasses and mask when regrinding.

Bottom

Plug

Taper

Spiral Point

1

SIZE	GH LIMIT	BOTTOMING	PLUG	TAPER	PRICE EACH	SPIRAL POINT	PRICE EACH
3/8-22	GH3	2345-734	2345-735	2345-736	$12.38	-	-
3/8-25	GH3	2345-743	2345-744	2345-745	POA	-	-
3/8-26	GH3	2345-746	2345-747	2345-748	12.38	2363-019	POA
3/8-27	GH5	2345-763	2345-764	2345-765	POA	-	-
3/8-30	GH3	2345-773	2345-774	2345-775	12.38	-	-
3/8-32	GH2	2345-777	2345-778	2345-779	POA	-	-
3/8-38	GH3	2345-752	2345-753	2345-754	POA	-	-
3/8-40	GH7	2345-831	2345-832	2345-833	POA	-	-
3/8-42	GH2	2345-834	2345-835	2345-836	POA	-	-
3/8-44	GH2	2345-840	2345-841	2345-842	POA	-	-
3/8-46	GH2	2345-846	2345-847	2345-848	POA	-	-
3/8-60	GH2	2345-890	2345-891	2345-892	12.38	2363-070	$14.85
25/64-16	GH3	2345-984	2345-985	2345-986	POA	2363-135	POA
25/64-20	GH3	2345-990	2345-991	2345-992	POA	2363-139	POA
25/64-24	GH3	2345-997	2345-998	2345-999	POA	2363-143	POA
25/64-27	GH3	2346-004	2346-005	2346-006	POA	2363-147	POA
25/64-32	GH3	2346-011	2346-012	2346-013	POA	2363-150	POA
25/64-40	GH2	2346-020	2346-021	2346-022	POA	-	-
25/64-48	GH2	2346-023	2346-024	2346-025	POA	2363-155	POA
25/64-64	GH2	2346-041	2346-042	2346-043	POA	2363-160	POA
13/32-16	GH3	2346-076	2346-077	2346-078	POA	2363-185	POA
13/32-18	GH3	2346-081	2346-082	2346-083	POA	2363-187	POA
13/32-22	GH3	2346-093	2346-094	2346-095	POA	-	-
13/32-24	GH3	2346-090	2346-091	2346-092	13.68	2363-195	POA
13/32-26	GH3	2346-097	2346-098	2346-099	POA	2363-197	POA
13/32-27	GH3	2346-104	2346-105	2346-106	POA	2363-198	POA
13/32-28	GH3	2346-111	2346-112	2346-113	POA	2363-199	POA
13/32-28	GH4	2346-108	2346-109	2346-110	POA	-	-
13/32-36	GH3	2346-123	2346-124	2346-125	13.68	2363-205	17.43
13/32-40	GH2	2346-130	2346-131	2346-132	13.68	2363-209	17.43
13/32-48	GH2	2346-142	2346-143	2346-144	POA	2363-217	POA
13/32-64	GH2	2346-152	2346-153	2346-154	POA	2363-220	POA
27/64-14	GH3	2346-192	2346-193	2346-194	POA	2363-245	POA
27/64-18	GH3	2346-198	2346-199	2346-200	POA	-	-
27/64-20	GH3	2346-204	2346-205	2346-206	POA	2363-250	POA
27/64-24	GH3	2346-211	2346-212	2346-213	POA	2363-255	POA
27/64-28	GH3	2346-218	2346-219	2346-220	POA	2363-260	POA
27/64-32	GH3	2346-225	2346-226	2346-227	POA	2363-263	POA
27/64-36	GH3	2346-232	2346-233	2346-234	POA	2363-269	POA
27/64-48	GH2	2346-244	2346-245	2346-246	POA	2363-271	POA
7/16-10	GH3	2346-288	2346-289	2346-290	POA	-	-
7/16-12	GH3	2346-294	2346-295	2346-296	13.68	-	-
7/16-13	GH3	2346-297	2346-298	2346-299	POA	2363-300	POA
7/16-16	GH5	2346-306	2346-307	2346-308	POA	-	-
7/16-18	GH5	2346-315	2346-316	2346-317	POA	2363-309	POA
7/16-22	GH3	2346-318	2346-319	2346-320	POA	-	-
7/16-24	GH4	2346-328	2346-329	2346-330	POA	-	-
7/16-24	GH5	2346-237	2346-238	2346-239	POA	-	-
7/16-24	GH7	2346-339	2346-340	2346-341	POA	-	-
7/16-24	GH8	2346-379	2346-380	2346-381	POA	-	-
7/16-24	GH9	2346-382	2346-383	2346-384	POA	-	-
7/16-26	GH3	2346-332	2346-333	2346-334	13.68	-	-
7/16-27	GH5	2346-342	2346-343	2346-344	POA	-	-
7/16-27	GH9	2346-345	2346-348	2346-347	POA	-	-
7/16-30	GH3	2346-360	2346-361	2346-362	POA	-	-
7/16-32	GH5	2346-372	2346-373	2346-374	POA	-	-
7/16-40	GH5	2346-418	2346-419	2346-420	POA	-	-
7/16-44	GH2	2346-421	2346-422	2346-423	POA	-	-
7/16-60	GH2	2346-442	2346-443	2346-444	POA	-	-
7/16-80	GH2	2346-456	2346-457	2346-458	POA	-	-
29/64-14	GH3	2346-520	2346-521	2346-522	POA	2363-405	POA
29/64-20	GH3	2346-527	2346-528	2346-529	POA	2363-410	POA
29/64-24	GH3	2346-535	2346-536	2346-537	POA	2363-413	POA
29/64-36	GH3	2346-547	2346-548	2346-549	POA	2363-418	POA
29/64-40	GH2	2346-554	2346-555	2346-556	POA	2363-420	POA
29/64-64	GH2	2346-572	2346-573	2346-574	POA	2363-425	POA

SIZE	GH LIMIT	BOTTOMING	PLUG	TAPER	PRICE EACH	SPIRAL POINT	PRICE EACH
15/32-12	GH3	2346-600	2346-601	2346-602	POA	2363-445	POA
15/32-13	GH3	2346-607	2346-608	2346-609	POA	2363-448	POA
15/32-14	GH3	2346-613	2346-614	2346-615	POA	2363-450	POA
15/32-16	GH3	2346-620	2346-621	2346-622	POA	2363-453	POA
15/32-18	GH3	2346-627	2346-628	2346-629	POA	2363-458	POA
15/32-20	GH3	2346-634	2346-635	2346-636	POA	2363-460	POA
15/32-24	GH3	2346-641	2346-642	2346-643	15.59	2363-462	POA
15/32-27	GH3	2346-655	2346-656	2346-657	POA	2363-464	POA
15/32-28	GH3	2346-648	2346-649	2346-650	POA	2363-466	POA
15/32-36	GH3	2346-667	2346-668	2346-669	15.59	2363-470	$21.63
15/32-40	GH2	2346-673	2346-674	2346-675	15.59	2363-475	21.63
31/64-12	GH3	2346-720	2346-721	2346-722	POA	-	-
31/64-13	GH3	2346-728	2346-729	2346-730	POA	2363-515	POA
31/64-14	GH3	2346-735	2346-736	2346-737	POA	2363-518	POA
31/64-20	GH3	2346-742	2346-743	2346-744	POA	2363-520	POA
31/64-26	GH3	2346-749	2346-750	2346-751	POA	-	-
31/64-32	GH3	2346-761	2346-762	2346-763	POA	2363-530	POA
1/2-8	GH3	2346-800	2346-801	2346-802	POA	-	-
1/2-10	GH3	2346-808	2346-809	2346-810	15.59	2363-555	21.63
1/2-11	GH3	2346-812	2346-813	2346-814	POA	-	-
1/2-12	GH5	2346-840	2346-841	2346-842	POA	-	-
1/2-14	GH5	2346-823	2346-824	2346-825	POA	-	-
1/2-16	GH5	-	2346-835	2346-836	POA	-	-
1/2-18	GH7	2346-862	2346-863	2346-864	POA	-	-
1/2-22	GH3	2346-826	2346-827	2346-828	15.59	-	-
1/2-24	GH5	2346-876	2346-877	2346-878	POA	-	-
1/2-24	GH8	2346-870	2346-871	2346-872	POA	-	-
1/2-25	GH3	2346-873	2346-874	2346-875	POA	-	-
1/2-26	GH3	2346-837	2346-838	2346-839	15.59	-	-
1/2-30	GH3	2346-916	2346-917	2346-918	15.59	2363-593	21.63
1/2-34	GH3	2346-943	2346-944	2346-945	POA	-	-
1/2-38	GH3	2346-949	2346-950	2346-951	POA	-	-
1/2-44	GH3	2346-955	2346-956	2346-957	POA	-	-
1/2-50	GH2	2346-961	2346-962	2346-963	15.59	-	-
1/2-54	GH2	2346-967	2346-968	2346-969	POA	-	-
1/2-68	GH2	2347-031	-	2347-033	POA	-	-
1/2-72	GH2	2347-049	2347-050	2347-051	POA	2363-650	189.60
1/2-80	GH2	2347-064	2347-065	2347-066	15.59	2363-660	21.63
33/64-12	GH3	2347-080	2347-081	2347-082	POA	2363-685	POA
33/64-13	GH3	2347-095	2347-096	2347-097	POA	2363-686	POA
33/64-18	GH3	2347-102	2347-103	2347-104	POA	2363-691	POA
33/64-20	GH3	2347-109	2347-110	2347-111	POA	2363-695	POA
33/64-32	GH3	2347-127	2347-128	2347-129	POA	-	-
33/64-60	GH2	2347-151	2347-152	2347-153	POA	2363-700	POA
33/64-80	GH2	2347-145	2347-146	2347-147	POA	-	-
17/32-12	GH3	2347-172	2347-173	2347-174	POA	2363-735	POA
17/32-13	GH3	2347-179	2347-180	2347-181	POA	2363-736	POA
17/32-16	GH3	2347-186	2347-187	2347-188	POA	2363-739	POA
17/32-18	GH3	2347-193	2347-194	2347-195	POA	2363-741	POA
17/32-20	GH3	2347-200	2347-201	2347-202	POA	2363-743	POA
17/32-24	GH3	2347-207	2347-208	2347-209	POA	2363-744	POA
17/32-27	GH3	2347-214	2347-215	2347-216	POA	2363-747	POA
17/32-28	GH3	2347-221	2347-222	2347-223	POA	2363-748	POA
17/32-32	GH3	2347-228	2347-229	2347-230	19.31	2363-752	POA
17/32-36	GH3	-	2347-232	-	POA	-	-
17/32-40	GH2	2347-235	2347-236	2347-237	POA	2363-760	POA
17/32-48	GH2	2347-242	2347-243	2347-244	POA	2363-768	POA
17/32-64	GH2	2347-254	2347-255	2347-256	POA	2363-772	POA
35/64-12	GH3	2347-304	2347-305	2347-306	POA	-	-
35/64-18	GH3	2347-310	2347-311	2347-312	POA	-	-
35/64-28	GH3	2347-316	2347-317	2347-318	POA	-	-
9/16-10	GH3	2347-384	2347-385	-	19.31	-	-
9/16-16	GH1	2347-386	2347-387	2347-388	POA	-	-
9/16-16	GH5	2347-397	2347-398	2347-399	POA	-	-
9/16-20	GH5	2347-403	2347-404	2347-405	POA	-	-

(continued)

Full Special Hand Taps

Right Hand, High Speed Steel

POPULAR SPECIAL TAPS SEE PAGES 111-117

FOR 2 OR MORE PIECES, CALL FOR PRICE

WARNING: This product contains Cobalt and/or Nickel and/or Lead a chemical known to the state of California to cause cancer or birth defects or other reproductive harm. For more information: www.prop65.ca.gov. WARNING: Cutting tools may shatter. Always wear approved safety glasses and mask when regrinding.

Bottom

Plug



Taper

Spiral Point

1

SIZE	GH LIMIT	Pittsburg® ALLEGHANY BOTTOMING	PLUG	TAPER	PRICE EACH	SPIRAL POINT	PRICE EACH
9/16-20	GH12	2347-409	2347-410	2347-411	POA	-	-
9/16-20	GH20	-	2347-415	-	POA	-	-
9/16-22	GH3	2347-412	2347-413	2347-414	POA	-	-
9/16-26	GH3	2347-418	2347-419	2347-420	POA	-	-
9/16-27	GH5	2347-448	2347-449	2347-450	POA	-	-
9/16-30	GH3	2347-463	2347-464	2347-465	$19.31	-	-
9/16-32	GH5	2347-478	2347-479	2347-480	POA	-	-
9/16-32	GH7	2347-481	2347-482	2347-483	POA	-	-
9/16-32	GH9	2347-484	2347-485	2347-486	POA	-	-
9/16-36	GH2	2347-487	2347-488	2347-489	19.31	2363-875	$25.96
9/16-40	GH6	2347-514	2347-515	2347-516	POA	-	-
9/16-48	GH2	2347-517	2347-518	2347-519	19.31	2363-890	25.96
9/16-56	GH2	2347-523	2347-524	2347-525	POA	-	-
9/16-24	GH2	2347-529	2347-530	2347-531	POA	-	-
9/16-80	GH2	2347-542	2347-543	2347-544	POA	-	-
37/64-10	GH3	2347-592	2347-593	2347-594	POA	2363-945	POA
37/64-12	GH3	2347-599	2347-600	2347-601	POA	2363-947	POA
37/64-18	GH3	2347-606	2347-607	2347-608	POA	2363-953	POA
37/64-40	GH2	2347-630	2347-631	2347-632	POA	2363-960	POA
37/64-56	GH2	2347-648	2347-649	2347-650	POA	2363-968	POA
19/32-11	GH3	2347-684	2347-685	2347-686	POA	2363-995	POA
19/32-12	GH3	2347-691	2347-692	2347-693	POA	2363-997	POA
19/32-16	GH3	2347-698	2347-699	2347-700	POA	2364-000	POA
19/32-18	GH3	2347-705	2347-706	2347-707	POA	2364-002	POA
19/32-20	GH3	2347-712	2347-713	2347-714	POA	2364-004	POA
19/32-24	GH3	2347-719	2347-720	2347-721	POA	2364-008	POA
19/32-27	GH3	2347-726	2347-727	2347-728	POA	2364-011	POA
19/32-28	GH3	2347-733	2347-734	2347-735	POA	2364-012	POA
19/32-32	GH3	2347-740	2347-741	2347-742	POA	2364-016	POA
19/32-36	GH3	2347-747	2347-748	2347-749	POA	2364-020	POA
19/32-40	GH2	2347-754	2347-755	2347-756	POA	2364-024	POA
19/32-48	GH2	2347-761	2347-762	2347-763	POA	2364-032	POA
19/32-64	GH2	2347-773	2347-774	2347-775	POA	2364-036	POA
19/32-80	GH1	2347-790	2347-791	2347-792	POA	2364-040	POA
39/64-11	GH3	2347-812	2347-813	2347-814	POA	2364-060	POA
39/64-18	GH3	2347-819	2347-820	2347-821	POA	2364-067	POA
5/8-8	GH3	2347-896	2347-897	2347-898	POA	-	-
5/8-9	GH3	2347-912	2347-913	2347-914	POA	-	-
5/8-11 1/2	GH4	2347-905	2347-906	2347-907	POA	-	-
5/8-13	GH3	2347-921	2347-922	2347-923	15.20	-	-
5/8-25	GH3	2347-981	2347-982	2347-983	POA	-	-
5/8-26	GH3	2347-984	2347-985	2347-986	23.91	-	-
5/8-28	GH5	2348-002	2348-003	2348-004	POA	-	-
5/8-30	GH3	2348-005	2348-006	2348-007	23.91	-	-
5/8-38	GH2	2348-029	2348-030	2348-031	POA	-	-
5/8-44	GH2	2348-041	2348-042	2348-043	POA	-	-
5/8-48	GH2	2348-047	2348-048	2348-049	23.91	2364-155	30.28
5/8-56	GH2	2348-059	2348-060	2348-061	23.91	2364-165	30.28
5/8-64	GH2	2348-071	2348-072	2348-073	23.91	2364-175	30.28
5/8-80	GH2	2348-077	2348-078	2348-079	POA	-	-
41/64-11	GH4	2348-135	2348-136	2348-137	POA	2364-216	POA
41/64-18	GH3	2348-142	2348-143	2348-144	POA	2364-222	POA
41/64-24	GH3	2348-154	2348-155	2348-156	POA	2364-228	POA
41/64-32	GH3	2348-166	2348-167	2348-168	POA	2364-236	POA
21/32-11	GH3	2348-208	2348-209	2348-210	POA	2364-260	POA
21/32-12	GH3	2348-213	2348-214	2348-215	POA	2364-261	POA
21/32-16	GH3	2348-219	2348-220	2348-221	POA	2364-265	POA
21/32-18	GH3	2348-224	2348-225	2348-226	POA	2364-266	POA
21/32-19	GH3	2348-227	2348-229	2348-228	POA	-	-
21/32-20	GH3	-	2348-230	2348-231	POA	2364-268	POA
21/32-24	GH3	2348-236	2348-237	2348-238	POA	2364-272	POA
21/32-27	GH3	2348-241	2348-242	2348-243	POA	2364-275	POA
21/32-28	GH3	2348-246	2348-247	2348-248	POA	2364-276	POA
21/32-30	GH3	2348-251	2348-252	2348-253	POA	2364-278	POA
21/32-32	GH3	2348-256	2348-257	2348-258	POA	2364-280	POA
21/32-40	GH2	2348-268	2348-269	2348-270	POA	2364-288	POA
21/32-48	GH2	2348-280	2348-281	2348-282	POA	2364-296	POA
43/64-11	GH3	2348-324	2348-325	2348-326	POA	2364-320	POA

SIZE	GH LIMIT	Pittsburg® ALLEGHANY BOTTOMING	PLUG	TAPER	PRICE EACH	SPIRAL POINT	PRICE EACH
43/64-16	GH3	2348-329	-	-	POA	-	-
11/16-10	GH3	2348-400	2348-401	2348-402	POA	-	-
11/16-10	GH4	2348-403	2348-404	2348-405	POA	-	-
11/16-13	GH3	2348-412	2348-413	2348-414	POA	-	-
11/16-20	GH5	2348-448	2348-449	2348-450	POA	-	-
11/16-22	GH3	2348-451	2348-452	2348-453	POA	-	-
11/16-26	GH3	2348-470	2348-471	2348-472	POA	-	-
11/16-28	GH5	2348-482	2348-483	2348-484	POA	-	-
11/16-32	GH5	2348-500	2348-501	2348-502	POA	-	-
11/16-40	GH2	2348-521	2348-522	2348-523	POA	2364-405	$41.85
11/16-40	GH3	2348-527	2348-528	2348-529	$27.53	-	-
11/16-40	GH4	2348-330	2348-331	2348-332	POA	-	-
11/16-48	GH2	2348-538	2348-539	2348-540	27.53	2364-415	41.85
11/16-80	GH2	2348-544	2348-545	2348-546	POA	-	-
45/64-11	GH3	2348-592	2348-593	2348-594	POA	2364-455	POA
45/64-12	GH3	2348-599	2348-600	2348-601	POA	2364-456	POA
45/64-16	GH3	2348-606	2348-607	2348-608	POA	2364-460	POA
23/32-10	GH3	2348-672	2348-673	2348-674	POA	2364-500	POA
23/32-11	GH3	2348-679	2348-680	2348-681	POA	2364-501	POA
23/32-12	GH3	2348-686	2348-687	2348-688	POA	2364-502	POA
23/32-14	GH3	2348-693	2348-694	2348-695	POA	2364-504	POA
23/32-16	GH3	2348-700	2348-701	2348-702	POA	2364-508	POA
23/32-18	GH3	2348-707	2348-708	2348-709	POA	2364-510	POA
23/32-20	GH3	2348-712	2348-713	2348-714	POA	2364-512	POA
23/32-24	GH3	2348-719	2348-720	2348-721	POA	2364-516	POA
23/32-28	GH3	2348-726	2348-727	2348-728	POA	2364-520	POA
23/32-30	GH3	2348-731	2348-732	2348-733	POA	2364-522	POA
23/32-32	GH3	2348-736	2348-737	2348-738	POA	2364-524	POA
23/32-40	GH2	2348-748	2348-749	2348-750	POA	2364-532	POA
23/32-48	GH2	2348-760	2348-761	2348-762	POA	2364-540	POA
47/64-10	GH3	2348-800	2348-801	2348-802	POA	2364-565	POA
47/64-13	GH3	2348-805	2348-806	2348-807	POA	2364-568	POA
47/64-16	GH3	2348-811	2348-812	2348-813	POA	2364-571	POA
47/64-18	GH3	2348-817	2348-818	2348-819	POA	2364-573	POA
47/64-40	GH2	2348-841	2348-842	2348-843	POA	2364-580	POA
3/4-6	GH4	2348-882	2348-880	2348-881	POA	-	-
3/4-8	GH3	2348-885	2348-886	2348-887	29.58	2364-612	50.45
3/4-11	GH3	2348-894	2348-895	2348-896	29.58	-	-
3/4-11 1/2	GH4	2348-891	2348-892	2348-893	29.58	-	-
3/4-13	GH3	2348-905	2348-906	2348-907	POA	-	-
3/4-15	GH1	2348-909	2348-910	2348-911	POA	-	-
3/4-15	GH3	2348-912	2348-913	2348-914	POA	-	-
3/4-22	GH3	2348-942	2348-943	2348-944	29.58	-	-
3/4-24	GH5	2348-945	2348-946	2348-947	POA	-	-
3/4-26	GH3	2348-957	2348-958	2348-959	29.58	-	-
3/4-27	GH5	2348-969	2348-970	2348-971	POA	-	-
3/4-30	GH3	2348-987	2348-988	2348-989	29.58	-	-
3/4-32	GH5	2348-100	2348-101	2348-102	POA	2364-657	POA
3/4-36	GH2	2349-011	2349-012	2349-013	29.58	2364-660	50.45
3/4-36	GH5	2349-014	2349-015	2349-016	POA	-	-
3/4-48	GH2	2349-041	2349-042	2349-043	29.58	2364-675	50.45
3/4-56	GH2	2349-056	2349-057	2349-058	29.58	2364-685	50.45
3/4-60	GH2	2349-062	2349-063	2349-064	POA	-	-
3/4-64	GH2	2349-071	2349-072	2349-073	29.58	2364-695	50.45
3/4-72	GH2	2349-074	2349-075	2349-076	POA	-	-
3/4-80	GH2	2349-077	2349-078	2349-079	POA	-	-
49/64-10	GH4	2349-178	2349-179	2349-180	POA	2364-745	POA
49/64-16	GH3	2349-185	2349-186	2349-187	POA	2364-749	POA
49/64-18	GH3	2349-190	2349-191	2349-192	POA	2364-751	POA
49/64-20	GH3	2349-196	2349-197	2349-198	POA	2364-753	POA
49/64-24	GH3	2349-203	2349-204	2349-205	POA	2364-757	POA
49/64-32	GH3	2349-209	2349-210	2349-211	POA	-	-
25/32-10	GH4	2349-268	2349-269	2349-270	POA	2364-795	POA
25/32-12	GH3	2349-274	2349-275	2349-276	POA	2364-797	POA
25/32-14	GH3	2349-280	2349-281	2349-282	POA	2364-799	POA
25/32-16	GH3	2349-288	2349-289	2349-290	POA	2364-801	POA
25/32-18	GH3	2349-294	2349-295	2349-296	POA	2364-803	POA
25/32-20	GH3	2349-300	2349-301	2349-302	POA	2364-805	POA
25/32-24	GH3	2349-308	2349-309	2349-310	POA	2364-809	POA
25/32-27	GH3	2349-314	2349-315	2349-316	POA	2364-812	POA
25/32-28	GH3	2349-320	2349-321	2349-322	POA	2364-813	POA

(continued)

Full Special Hand Taps

Right Hand, High Speed Steel

POPULAR SPECIAL TAPS SEE PAGES 111-117

FOR 2 OR MORE PIECES, CALL FOR PRICE

WARNING: This product contains Cobalt and/or Nickel and/or Lead a chemical known to the state of California to cause cancer or birth defects or other reproductive harm. For more information: www.prop65.ca.gov. WARNING: Cutting tools may shatter. Always wear approved safety glasses and mask when regrinding.

Bottom

Plug

Taper

Spiral Point 1

SIZE	GH LIMIT	Pittsburg® ALLEGHANY BOTTOMING	PLUG	TAPER	PRICE EACH	SPIRAL POINT	PRICE EACH
25/32-40	GH2	2349-334	2349-335	2349-336	POA	2364-817	POA
25/32-48	GH2	2349-346	2349-347	2349-348	POA	2364-825	POA
51/64-17	GH3	2349-417	2349-418	2349-419	POA	-	-
51/64-20	GH3	2349-423	2349-424	2349-425	POA	2364-875	POA
13/16-8	GH3	2349-491	2349-492	2349-493	POA	-	-
13/16-9	GH4	2349-497	2349-498	2349-499	POA	-	-
13/16-11	GH3	2349-507	2349-508	2349-506	POA	-	-
13/16-13	GH3	2349-518	2349-519	2349-520	POA	-	-
13/16-14	GH3	2349-521	2349-522	2349-523	$36.02	-	-
13/16-16	GH5	2349-528	2349-529	2349-530	POA	-	-
13/16-18	GH6	2349-543	2349-544	2349-545	POA	-	-
13/16-25	GH3	2344-013	2344-014	2344-015	POA	-	-
13/16-26	GH3	2344-024	2344-025	2344-026	36.02	-	-
13/16-27	GH5	2349-597	2349-598	2349-599	POA	-	-
13/16-28	GH5	2349-612	2349-613	2349-614	POA	-	-
13/16-30	GH3	2344-030	2344-031	2344-032	POA	-	-
13/16-32	GH6	2349-624	2349-625	2349-626	POA	-	-
13/16-40	GH3	2344-040	2344-041	2344-042	36.02	-	-
13/16-48	GH2	2344-046	2344-047	2344-048	36.02	-	-
27/32-9	GH3	2349-804	2349-805	2349-806	POA	2365-065	POA
27/32-12	GH3	2349-810	2349-811	2349-812	POA	2365-068	POA
27/32-14	GH3	2349-816	2349-817	2349-818	POA	2365-070	POA
27/32-16	GH3	2349-822	2349-823	2349-824	POA	2365-072	POA
27/32-18	GH3	2349-828	2349-829	2349-830	POA	2365-074	POA
27/32-20	GH3	2349-834	2349-835	2349-836	POA	2365-076	POA
27/32-24	GH3	2349-841	2349-842	2349-843	POA	2365-080	POA
27/32-27	GH3	2349-848	2349-849	2349-850	POA	2365-083	POA
27/32-28	GH3	2349-854	2349-855	2349-856	POA	2365-084	POA
27/32-32	GH3	2349-861	2349-862	2349-863	POA	2365-088	POA
27/32-40	GH2	2349-873	2349-874	2349-875	POA	2365-092	POA
27/32-48	GH2	2349-882	2349-883	2349-884	POA	2365-097	POA
55/64-6	GH4	2349-920	2349-921	2349-922	POA	2365-125	POA
55/64-9	GH4	2349-926	2349-927	2349-928	POA	2365-128	POA
55/64-12	GH4	2349-932	2349-933	2349-934	POA	2365-131	POA
55/64-14	GH4	2349-938	2349-939	2349-940	POA	2365-133	POA
55/64-18	GH4	2349-945	2349-946	2349-947	POA	2365-137	POA
55/64-20	GH3	2349-951	2349-952	2349-953	POA	2365-139	POA
55/64-27	GH3	2349-959	2349-960	2349-961	POA	2365-142	POA
55/64-32	GH3	2349-966	2349-967	2349-968	POA	2365-147	POA
7/8-8	GH4	2350-010	2350-011	2350-012	38.06	-	-
7/8-10	GH4	2350-020	2350-021	2350-022	38.06	2365-177	$72.12
7/8-10	GH5	2350-026	2350-027	2350-028	POA	-	-
7/8-11	GH4	2350-023	2350-024	2350-025	38.06	-	-
7/8-15	GH3	2350-035	2350-036	2350-037	POA	-	-
7/8-18	GH5	2350-061	2350-062	2350-063	POA	2365-192	POA
7/8-26	GH3	2350-097	2350-098	2350-099	38.06	-	-
7/8-30	GH3	2350-127	2350-128	2350-129	38.06	-	-
7/8-30	GH4	2350-130	2350-131	2350-132	POA	-	-
7/8-40	GH5	2350-169	2350-170	2350-171	POA	-	-
7/8-48	GH2	2350-176	2350-177	2350-178	38.06	-	-
7/8-50	GH2	2350-182	2350-183	2350-184	POA	-	-
7/8-50	GH6	2350-185	2350-186	2350-187	POA	-	-
57/64-9	GH4	2350-236	2350-237	2350-238	POA	2365-280	POA
57/64-14	GH4	2350-233	2350-234	2350-235	POA	2365-286	POA
57/64-18	GH3	2350-240	2350-241	2350-242	POA	2365-290	POA
29/32-9	GH4	2350-316	2350-317	2350-318	POA	2365-325	POA
29/32-11	GH4	2350-322	2350-324	2350-325	POA	2365-327	POA
29/32-12	GH4	2350-328	2350-329	2350-330	POA	2365-328	POA
29/32-14	GH4	2350-334	2350-335	2350-336	POA	2365-330	POA
29/32-16	GH4	2350-340	2350-341	2350-342	POA	2365-332	POA
29/32-18	GH4	2350-346	2350-347	2350-348	POA	2365-334	POA
29/32-20	GH4	2350-352	2350-353	2350-354	POA	2365-336	POA
29/32-27	GH4	2350-360	2350-361	2350-362	POA	2365-343	POA
29/32-28	GH4	2350-366	2350-367	2350-368	POA	2365-344	POA
29/32-32	GH4	2350-374	2350-375	2350-376	POA	2365-348	POA
29/32-40	GH4	2350-386	2350-387	2350-388	POA	2365-355	POA
59/64-16	GH4	2350-436	2350-437	2350-438	POA	-	-
59/64-18	GH4	2350-442	2350-443	2350-444	POA	2365-395	POA
15/16-6	GH4	2350-500	2350-501	2350-502	POA	-	-

SIZE	GH LIMIT	Pittsburg® ALLEGHANY BOTTOMING	PLUG	TAPER	PRICE EACH	SPIRAL POINT	PRICE EACH
15/16-9	GH4	2350-521	2350-522	2350-523	$45.24	2365-433	POA
15/16-9	GH6	2350-524	2350-525	2350-526	POA	-	-
15/16-18	GH5	2350-587	2350-588	2350-589	POA	-	-
15/16-26	GH3	2350-625	2350-626	2350-627	POA	-	-
15/16-27	GH5	2350-628	2350-629	2350-630	POA	-	-
15/16-40	GH3	2350-669	2350-670	2350-671	45.24	-	-
15/16-48	GH3	2350-676	2350-677	2350-678	POA	-	-
31/32-8	GH4	2350-804	2350-805	2350-806	POA	2365-575	POA
31/32-12	GH4	2350-811	2350-812	2350-813	POA	2365-579	POA
31/32-14	GH4	2350-817	2350-818	2350-819	POA	2365-581	POA
31/32-16	GH4	2350-822	2350-823	2350-824	POA	2365-583	$96.85
31/32-18	GH4	2350-828	2350-829	2350-830	POA	2365-585	POA
31/32-20	GH4	2350-834	2350-835	2350-836	POA	2365-587	POA
31/32-24	GH4	2350-831	2350-832	2350-833	POA	2365-591	POA
31/32-28	GH4	2350-838	2350-839	2350-840	POA	2365-595	POA
31/32-32	GH4	2350-845	2350-846	2350-847	POA	2365-599	POA
31/32-40	GH4	2350-857	2350-858	2350-859	POA	2365-607	POA
31/32-56	GH4	2350-875	2350-876	2350-877	POA	2365-620	POA
63/64-14	CG	2350-881	2350-882	2350-883	POA	-	-
1”-6	GH4	2351-000	2351-001	2351-002	POA	-	-
1”-7	GH4	2351-007	2351-008	2351-009	POA	-	-
1”-9	GH4	2351-025	2351-026	2351-027	POA	-	-
1”-11	GH4	2351-040	2351-041	2351-042	POA	-	-
1”-18	GH6	2351-066	2351-067	2351-068	POA	-	-
1”-22	GH4	2351-085	2351-086	2351-087	POA	-	-
1”-26	GH3	2351-098	2351-099	2351-100	51.60	-	-
1”-28	GH1	2351-105	2351-106	2351-107	51.60	-	-
1”-28	GH3	2351-110	2351-111	2351-112	39.69	-	-
1”-48	GH3	2351-150	2351-151	2351-152	51.60	2365-750	82.42
1”-56	GH3	2351-162	2351-163	2351-164	51.60	2365-760	82.42
1”-64	GH3	2351-175	2351-176	2351-177	51.60	2365-770	82.42
1 1/64-8	GH4	2351-224	2351-225	2351-226	POA	-	-
1 1/64-12	GH4	2351-231	2351-232	2351-233	POA	-	-
1 1/64-14	GH4	2351-236	2351-237	2351-238	POA	-	-
1 1/32-8	GH4	2351-304	2351-305	2351-306	POA	-	-
1 1/32-12	GH4	2351-311	2351-312	2351-313	POA	-	-
1 1/32-14	GH4	2351-317	2351-318	2351-319	POA	-	-
1 1/32-16	GH4	2351-322	2351-323	2351-324	POA	-	-
1 1/32-20	GH4	2351-330	2351-331	2351-332	POA	-	-
1 1/32-24	GH4	2351-337	2351-338	2351-339	POA	-	-
1 1/32-32	GH4	2351-350	2351-351	2351-352	POA	-	-
1 3/64-7	GH4	2351-430	2351-431	2351-432	POA	-	-
1 1/16-7	GH1	2351-442	2351-443	2351-444	POA	-	-
1 1/16-10	GH5	2351-451	2351-452	2351-453	74.72	-	-
1 1/16-11	GH3	2351-454	2351-455	2351-456	POA	-	-
1 1/16-12	GH1	2351-465	2351-466	2351-467	POA	-	-
1 1/16-13	GH3	2351-468	2351-469	2351-470	POA	-	-
1 1/16-16	GH6	2351-492	2351-493	2351-494	POA	-	-
1 1/16-26	GH4	2351-531	2351-532	2351-533	POA	-	-
1 1/16-27	GH4	2351-534	2351-535	2351-536	74.72	-	-
1 1/16-28	GH4	2351-537	2351-538	2351-539	74.72	-	-
1 1/16-40	GH3	2351-549	2351-550	2351-551	74.72	-	-
1 1/16-40	GH5	2351-555	2351-556	2351-557	POA	-	-
1 1/16-48	GH3	2351-561	2351-562	2351-563	POA	-	-
1 5/64-20	GH5	2351-643	2351-644	2351-645	POA	-	-
1 3/32-8	GH4	2351-656	2351-657	2351-658	POA	-	-
1 3/32-9	GH4	2351-662	2351-663	2351-664	POA	-	-
1 3/32-12	GH4	2351-668	2351-669	2351-670	POA	-	-
1 3/32-14	GH4	2351-674	2351-675	2351-676	POA	-	-
1 3/32-16	GH4	2351-680	2351-681	2351-682	POA	-	-
1 3/32-18	GH4	2351-686	2351-687	2351-688	POA	-	-
1 3/32-20	GH4	2351-692	2351-693	2351-694	POA	-	-
1 3/32-24	GH4	2351-700	2351-701	2351-702	POA	-	-
1 3/32-28	CG	2351-706	2351-707	2351-708	POA	-	-
1 3/32-32	GH4	2351-710	2351-711	2351-712	POA	-	-
1 3/32-40	GH4	2351-718	2351-719	2351-720	POA	-	-
1 3/32-48	GH4	2351-724	2351-725	2351-726	POA	-	-

(continued)

Full Special Hand Taps

Right Hand, High Speed Steel

POPULAR SPECIAL TAPS SEE PAGES 111-117

FOR 2 OR MORE PIECES, CALL FOR PRICE

WARNING: This product contains Cobalt and/or Nickel and/or Lead a chemical known to the state of California to cause cancer or birth defects or other reproductive harm. For more information: www.prop65.ca.gov. **WARNING:** Cutting tools may shatter. Always wear approved safety glasses and mask when regrinding.

1

Bottom

Plug



Taper

Pittsburg® ALLEGHANY

SIZE	GH LIMIT	BOTTOMING	PLUG	TAPER	PRICE EACH
1 1/8-11	CG	2351-756	2351-757	2351-758	POA
1 1/8-15	GH4	2351-778	2351-779	2351-780	POA
1 1/8-16	GH6	2351-790	2351-791	2351-792	POA
1 1/8-24	GH6	2351-835	2351-836	2351-837	POA
1 1/8-28	GH4	2351-854	2351-855	2351-856	$78.13
1 1/8-36	GH3	2351-872	2351-873	2351-874	POA
1 1/8-40	GH4	2351-880	2351-881	2351-882	78.13
1 1/8-48	GH3	2351-886	2351-887	2351-888	POA
1 9/64-7	GH4	2351-901	2351-902	2351-903	POA
1 9/64-12	GH4	2351-907	2351-908	2351-909	POA
1 5/32-7	GH4	2351-924	2351-925	2351-926	POA
1 5/32-10	GH4	2351-931	2351-932	2351-933	POA
1 5/32-12	GH4	2351-937	2351-938	2351-939	POA
1 5/32-14	GH4	2351-940	2351-941	2351-942	126.95
1 5/32-18	GH4	2351-945	2351-946	2351-947	POA
1 5/32-20	GH4	2351-951	2351-952	2351-953	POA
1 5/32-24	GH4	2351-959	2351-960	2351-961	POA
1 5/32-28	GH4	2351-966	2351-967	2351-968	POA
1 5/32-30	GH4	2351-972	2351-973	2351-974	POA
1 5/32-32	GH4	2351-978	2351-979	2351-980	98.15
1 3/16-10	GH5	2352-051	2352-052	2352-053	98.15
1 3/16-24	GH4	2352-120	2352-121	2352-122	98.15
1 3/16-27	GH4	2352-126	2352-127	2352-128	98.15
1 3/16-28	GH4	2352-129	2352-130	2352-131	98.15
1 3/16-30	GH4	2352-141	2352-142	2352-143	POA
1 3/16-40	GH3	2352-144	2352-145	2352-146	98.15
1 7/32-7	GH4	2352-216	2352-217	2352-218	POA
1 7/32-12	GH4	2352-224	2352-225	2352-226	POA
1 7/32-14	GH4	2352-230	2352-231	2352-232	POA
1 7/32-18	GH4	2352-236	2352-237	2352-238	POA
1 7/32-20	GH4	2352-242	2352-243	2352-244	POA
1 1/4-26	GH4	2352-396	2352-397	2352-398	98.15
1 1/4-27	GH4	2352-393	2352-394	2352-395	98.15
1 1/4-28	GH4	2352-408	2352-406	2352-407	98.15
1 1/4-30	GH4	2352-411	2352-412	2352-413	POA
1 1/4-40	GH4	2352-429	2352-430	2352-431	98.15
1 1/4-48	GH3	2352-437	2352-438	2352-439	POA
1 17/64-12	GH4	2352-403	2352-404	2352-405	POA
1 9/32-7	GH4	2352-460	2352-461	2352-462	POA
1 9/32-12	GH4	2352-468	2352-469	2352-470	POA
1 9/32-18	GH4	2352-476	2352-477	2352-478	POA
1 9/32-24	GH4	2352-484	2352-485	2352-486	POA
1 19/64-12	GH4	2352-502	2352-503	2352-504	POA
1 5/16-7	GH4	2352-543	2352-544	2352-545	POA
1 5/16-9	CG	2352-552	2352-553	2352-554	POA
1 5/16-10	GH4	2352-555	2352-556	2352-557	POA
1 5/16-12	GH10	2352-572	2352-573	2352-574	POA
1 5/16-20	GH6	2352-617	2352-618	2352-619	POA
1 5/16-24	GH4	2352-626	2352-627	2352-628	126.95
1 5/16-28	GH4	2352-629	2352-630	2352-631	126.95
1 5/16-32	GH3	2352-632	2352-633	2352-634	126.95
1 5/16-40	GH4	2352-635	2352-636	2352-637	POA
1 5/16-48	GH4	2352-638	2352-639	2352-640	POA
1 21/64-12	GH6	2352-601	2352-602	2352-603	POA
1 11/32-7	GH4	2352-716	2352-717	2352-718	POA
1 11/32-12	GH4	2352-724	2352-725	2352-726	POA
1 11/32-14	GH4	2352-731	2352-732	2352-733	130.74
1 11/32-18	GH4	2352-739	2352-740	2352-741	POA
1 11/32-19	GH4	2352-744	2352-745	2352-746	POA
1 11/32-32	GH4	2352-759	2352-760	2352-761	POA
1 3/8-10	GH5	2352-812	2352-813	2352-814	126.95
1 3/8-16	GH6	2352-845	2352-846	2352-847	POA
1 3/8-16	GH18	2352-848	2352-849	2352-850	POA
1 3/8-27	GH4	2352-893	2352-894	2352-895	126.95
1 3/8-32	GH4	2352-905	2352-906	2352-907	POA
1 3/8-40	GH4	2352-911	2352-912	2352-913	POA
1 25/64-6	GH4	2352-945	2352-946	2352-947	POA
1 25/64-12	GH4	2352-948	2352-949	2352-950	POA

Pittsburg® ALLEGHANY

SIZE	GH LIMIT	BOTTOMING	PLUG	TAPER	PRICE EACH
1 13/32-6	GH4	2352-960	2352-961	2352-962	POA
1 13/32-7	GH4	2352-966	2352-967	2352-968	POA
1 13/32-8	GH4	2352-972	2352-973	2352-974	POA
1 13/32-12	GH4	2352-979	2352-980	2352-981	POA
1 13/32-18	GH4	2352-987	2352-988	2352-989	POA
1 13/32-20	GH4	2352-993	2352-994	2352-995	POA
1 7/16-6	GH4	2353-039	2353-040	2353-041	$166.74
1 7/16-10	GH4	2353-051	2353-052	2353-053	POA
1 7/16-14	GH4	2353-075	2353-076	2353-077	166.74
1 7/16-16	GH11	2353-094	2353-095	2353-096	POA
1 7/16-20	GH4	2353-108	2353-109	2353-110	166.74
1 7/16-24	GH4	2353-111	2353-112	2353-113	166.74
1 7/16-28	GH4	2353-114	2353-115	2353-116	POA
1 7/16-32	GH4	2353-117	2353-118	2353-119	POA
1 7/16-40	GH4	2353-120	2353-121	2353-122	POA
1 15/32-12	GH5	2353-199	2353-200	2353-201	POA
1 1/2-7	GH5	2353-280	2353-281	2353-282	POA
1 1/2-9	GH4	2353-295	2353-296	2353-297	POA
1 1/2-13	GH4	2353-304	2353-305	2353-306	POA
1 1/2-27	GH4	2353-359	2353-360	2353-361	POA
1 1/2-28	GH4	2353-369	2353-370	2353-371	168.62
1 1/2-32	GH4	2353-385	2353-386	2353-387	168.62
1 1/2-40	GH4	2353-411	2353-412	2353-413	168.62
1 33/64-6	GH4	2353-460	2353-461	2353-462	POA
1 33/64-12	GH4	2353-469	2353-470	2353-471	POA
1 17/32-6	GH4	2353-540	2353-541	2353-542	POA
1 17/32-7	GH4	2353-546	2353-547	2353-548	POA
1 17/32-8	GH4	2353-552	2353-553	2353-554	POA
1 17/32-12	GH4	2353-560	2353-561	2353-562	POA
1 17/32-16	GH4	2353-568	2353-569	2353-570	POA
1 17/32-18	GH4	2353-576	2353-577	2353-578	POA
1 17/32-20	GH4	2353-584	2353-585	2353-586	POA
1 9/16-6	GH7	2353-600	2353-601	2353-602	180.90
1 9/16-8	GH6	2353-606	2353-607	2353-608	180.90
1 9/16-10	GH6	2353-612	2353-613	2353-614	180.90
1 9/16-14	GH6	2353-666	2353-667	2353-668	180.90
1 9/16-16	GH7	2353-681	2353-682	2353-683	POA
1 9/16-24	GH4	2353-725	2353-726	2353-727	180.90
1 9/16-32	GH4	2353-731	2353-732	2353-733	180.90
1 39/64-8	GH4	2353-796	2353-797	2353-798	POA
1 5/8-7	GH6	2353-882	2353-883	2353-884	POA
1 5/8-8	GH8	2353-891	2353-892	2353-893	POA
1 5/8-10	GH8	2353-906	2353-907	2353-908	POA
1 5/8-11 1/2	CG	2353-909	2353-910	2353-911	POA
1 5/8-12	GH8	2353-918	2353-919	2353-920	220.50
1 5/8-14	GH6	2353-924	2353-925	2353-926	185.84
1 5/8-28	GH4	2353-984	2353-985	2353-986	185.84
1 5/8-32	GH4	2353-990	2353-991	2353-992	185.84
1 5/8-40	GH4	2353-996	2353-997	2353-998	POA
1 21/32-5 1/2	GH4	2354-055	2354-056	2354-057	POA
1 21/32-48	GH4	2354-060	2354-061	2354-062	POA
1 43/64-5	GH4	2354-063	2354-064	2354-065	POA
1 11/16-8	GH6	2354-069	2354-070	2354-071	212.36
1 11/16-10	GH6	2354-075	2354-076	2354-077	POA
1 11/16-14	GH6	2354-107	2354-108	2354-109	POA
1 11/16-24	GH6	2354-161	2354-162	2354-163	212.36
1 47/64-7	GH7	2354-187	2354-188	2354-189	POA
1 47/64-10	GH4	2354-190	2354-191	2354-192	POA
1 3/4-7	GH4	2354-224	2354-225	2354-226	POA
1 3/4-12	GH8	2354-257	2354-258	2354-259	POA
1 3/4-24	GH4	2354-308	2354-309	2354-310	235.76
1 3/4-40	GH4	2354-323	2354-324	2354-325	235.76
1 25/32-5	GH4	2354-370	2354-371	2354-372	POA
1 13/16-11	GH4	2354-401	2354-402	2354-403	POA
1 13/16-12	GH6	2354-404	2354-405	2354-406	259.55
1 13/16-14	GH6	2354-416	2354-417	2354-418	259.55
1 13/16-24	GH4	2354-458	2354-459	2354-460	259.55
1 13/16-32	GH4	2354-464	2354-465	2354-466	259.55

Full Special Hand Taps

Right Hand, High Speed Steel

POPULAR SPECIAL TAPS SEE PAGES 111-117

FOR 2 OR MORE PIECES, CALL FOR PRICE

WARNING: This product contains Cobalt and/or Nickel and/or Lead a chemical known to the state of California to cause cancer or birth defects or other reproductive harm. For more information: www.prop65.ca.gov. WARNING: Cutting tools may shatter. Always wear approved safety glasses and mask when regrinding.



Bottom



Plug

Taper

Pittsburg® ALLEGHANY

SIZE	GH LIMIT	BOTTOMING	PLUG	TAPER	PRICE EACH
1 53/64-11	GH4	2354-490	2354-491	2354-492	POA
1 27/32-32	GH4	2354-496	2354-497	2354-498	POA
1 7/8-6	GH6	2354-521	2354-522	2354-523	POA
1 7/8-9	GH6	2354-542	2354-543	2354-544	POA
1 7/8-10	GH5	2354-536	2354-537	2354-538	$283.32
1 7/8-10	GH8	2354-539	2354-540	2354-541	POA
1 7/8-12	GH11	2354-551	2354-552	2354-553	POA
1 7/8-14	GH6	2354-561	2354-562	2354-560	283.32
1 7/8-24	GH6	2354-617	2354-618	2354-619	282.74
1 7/8-32	GH4	2354-623	2354-624	2354-625	283.32
1 7/8-40	GH4	2354-629	2354-630	2354-631	POA
1 29/32-18	GH4	2354-672	2354-673	2354-674	POA
1 29/32-32	GH4	2354-730	2354-731	2354-732	POA
1 15/16-4 1/2	GH7	2354-700	2354-701	2354-702	POA
1 15/16-8	GH6	2354-706	2354-707	2354-708	298.87
1 15/16-10	GH6	2354-712	2354-713	2354-714	298.87
1 15/16-14	GH6	2354-785	2354-786	2354-787	298.87
1 15/16-20	GH6	2354-821	2354-822	2354-823	298.87
1 15/16-32	GH5	2354-827	2354-828	2354-829	298.87
1 15/16-40	GH5	2354-833	2354-834	2354-835	POA
2”-16	GH9	2354-979	2354-980	2354-981	POA
2”-24	GH6	2355-015	2355-016	2355-017	306.74
2”-28	GH5	2355-021	2355-022	2355-023	306.74
2”-32	GH5	2355-036	2355-037	2355-038	306.74
2”-40	GH4	2355-042	2355-043	2355-044	POA
2 1/16-8	GH6	2355-100	2355-101	2355-102	POA
2 1/16-10	GH6	2355-106	2355-107	2355-108	POA
2 1/16-14	GH6	2355-128	2355-129	2355-130	POA
2 1/16-16	GH6	2355-140	2355-141	2355-142	POA
2 1/16-18	GH6	2355-146	2355-147	2355-148	368.23
2 1/16-20	GH5	2355-152	2355-153	2355-154	POA
2 1/16-24	GH5	2355-155	2355-156	2355-157	POA
2 7/64-12	CG	-	2355-186	-	POA
2 1/8-4 1/2	GH6	2355-201	2355-202	2355-203	376.03
2 1/8-4 1/2	GH9	2355-204	2355-205	2355-206	POA
2 1/8-6	GH6	2355-200	-	-	POA
2 1/8-10	GH6	2355-222	2355-223	2355-224	POA
2 1/8-12	GH8	2355-240	2355-241	2355-242	POA
2 1/8-14	GH6	2355-246	2355-247	2355-248	POA
2 1/8-24	GH6	2355-280	2355-281	2355-282	POA
2 1/8-32	GH5	2355-286	2355-287	2355-288	POA
2 5/32-12	CG	2355-251	2355-252	2355-253	POA
2 3/16-4 1/2	GH7	2355-300	2355-301	2355-302	POA
2 3/16-10	GH	2355-306	2355-307	2355-308	POA
2 3/16-12	GH6	2355-372	2355-373	2355-374	POA
2 3/16-14	GH6	2355-384	2355-385	2355-386	POA
2 3/16-16	GH6	2355-390	2355-391	2355-392	POA
2 3/16-18	GH6	2355-396	2355-397	2355-398	POA
2 3/16-20	GH6	2355-402	2355-403	2355-404	POA
2 3/16-24	GH6	2355-408	2355-409	2355-410	POA
2 15/64-12	GH4	2355-430	2355-431	2355-432	POA
2 1/4-5	GH5	2355-451	2355-452	2355-453	POA
2 1/4-10	CG	2355-473	2355-474	2355-475	POA
2 5/16-12	GH6	2355-616	2355-617	2355-618	411.13
2 5/16-14	GH6	2355-628	2355-629	2355-630	411.13
2 5/16-16	GH6	2355-634	2355-635	2355-636	411.13
2 5/16-18	GH6	2355-643	2355-644	2355-645	411.13
2 5/16-20	GH6	2355-649	2355-650	2355-651	POA
2 5/16-24	GH6	2355-655	2355-656	2355-657	POA
2 3/8-4	GH6	2355-680	2355-681	2355-682	420.07
2 3/8-4	GH8	2355-686	2355-687	2355-688	POA
2 3/8-10	GH6	2355-707	2355-708	2355-709	POA
2 3/8-20	GH6	2355-765	2355-766	2355-767	420.07
2 3/8-24	GH6	2355-771	2355-772	2355-773	420.07
2 3/8-32	GH5	2355-777	2355-778	2355-779	POA
2 7/16-6	GH8	2355-888	2355-889	2355-890	POA
2 7/16-12	GH4	2355-891	2355-892	2355-893	518.38
2 31/64-12	GH4	2355-880	2355-881	2355-882	POA
2 1/2-6	GH7	2355-900	2355-901	2355-902	518.38
2 1/2-7	GH7	2355-906	2355-907	2355-908	POA
2 1/2-10	GH4	2355-922	2355-923	2355-924	POA
2 1/2-14	GH6	2355-943	2355-944	2355-945	POA
2 1/2-16	GH7	2355-961	2355-962	2355-964	POA
2 1/2-24	GH6	2355-994	2355-995	2355-996	POA

SIZE	GH LIMIT	BOTTOMING	PLUG	TAPER	PRICE EACH
2 1/2-28	GH7	2356-000	2356-001	2356-002	POA
2 1/2-32	GH6	2356-006	2356-007	2356-008	$518.38
2 9/16-12	GH6	2356-070	2356-071	2356-072	580.94
2 9/16-14	GH6	2356-080	2356-081	2356-082	POA
2 9/16-16	GH6	2356-092	2356-093	2356-094	POA
2 9/16-18	GH6	2356-098	2356-099	2356-100	POA
2 5/8-4	GH9	2356-147	2356-148	2356-149	652.44
2 5/8-10	GH6	2356-165	2356-166	2356-167	POA
2 5/8-14	GH6	2356-186	2356-187	2356-188	POA
2 5/8-20	GH6	2356-220	2356-221	2356-222	652.44
2 3/4-10	CG	2356-331	2356-332	2356-333	POA
2 3/4-14	GH6	2356-340	2356-341	2356-342	POA
2 3/4-14	CG	2356-345	2356-346	2356-347	POA
2 7/8-4	GH9	2356-400	2356-401	2356-402	831.19
2 7/8-5	GH8	2356-406	2356-407	2356-408	POA
2 7/8-6	GH8	2356-412	2356-413	2356-414	POA
2 7/8-10	GH7	2356-465	2356-466	2356-467	POA
2 7/8-14	GH6	2356-485	2356-486	2356-487	POA
2 7/8-16	GH6	2356-490	2356-491	2356-492	831.19
2 7/8-18	GH5	2356-502	2356-503	2356-504	831.19
2 7/8-32	GH7	2356-520	2356-521	2356-522	POA
2 15/16-12	GH6	2356-615	2356-616	2356-617	POA
2 15/16-16	GH7	2356-618	2356-619	2356-620	POA
2 15/16-20	GH5	2356-625	2356-626	2356-627	POA
3”-3 1/2	GH10	2356-628	2356-629	2356-630	POA
3”-6	GH6	2356-638	2356-639	2356-640	POA
3”-8	GH10	2356-655	2356-656	2356-657	POA
3”-14	GH7	2356-667	2356-668	2356-669	POA
3”-18	GH6	2356-691	2356-692	-	934.87
3 1/16-16	GH7	2356-702	2356-703	2356-704	POA
3 1/16-20	GH7	2356-705	2356-706	2356-707	POA
3 1/8-8	GH6	2356-747	2356-748	2356-749	1018.88
3 3/16-16	GH7	2356-822	2356-823	2356-824	POA
3 1/4-4	GH16	-	2356-828	-	POA
3 1/4-10	GH7	2356-840	2356-841	2356-842	POA
3 1/4-14	GH6	2356-855	2356-856	2356-857	POA
3 1/4-24	GH7	2356-862	2356-863	2356-864	POA
3 5/16-12	GH8	2356-896	2356-897	2356-898	POA
3 3/8-8	GH8	2356-989	2356-990	2356-991	1164.53
3 3/8-10	GH8	2356-992	2356-993	2356-994	POA
3 3/8-12	GH7	2356-995	2356-996	2356-997	1164.53
3 3/8-16	GH7	2357-002	2357-003	2357-004	1164.53
3 3/8-18	GH7	2357-008	2357-009	2357-010	POA
3 3/8-24	GH7	2357-015	2357-016	2357-017	POA
3 1/2-16	GH7	2357-099	2357-100	2357-101	929.50
3 9/16-12	CG	2357-222	2357-223	2357-224	POA
3 5/8-8	GH8	2357-184	2357-185	2357-186	1007.16
3 5/8-12	GH5	2357-195	2357-196	2357-197	1007.16
3 5/8-16	GH7	2357-204	2357-205	2357-206	1007.16
3 3/4-16	GH7	2357-295	2357-296	2357-297	1084.88
3 7/8-6	GH9	2357-345	2357-346	2357-347	POA
3 7/8-8	GH8	2357-350	2357-351	2357-352	1152.93
3 7/8-12	GH7	2357-360	2357-361	2357-362	1152.93
3 7/8-16	GH8	2357-369	2357-370	2357-371	1152.93
4”-16	GH7	2357-472	2357-473	2357-474	1221.00
4 1/4-8	GH8	-	2357-526	-	POA
4 1/4-12	GH7	-	2357-529	-	POA
4 7/16-4	GH13	-	2357-535	-	POA
4 1/2-8	GH8	-	2357-581	-	POA
4 1/2-12	GH7	-	2357-584	-	2281.13
4 3/4-8	GH8	-	2357-587	-	4180.55
4 3/4-12	GH7	-	2357-588	-	4180.55
5”-8	GH8	-	2357-589	-	5205.09
5”-12	GH7	-	2357-594	-	5205.09
5 1/4-8	GH8	-	2357-626	-	POA
5 1/4-12	GH7	-	2357-629	-	POA
5 1/2-8	GH8	-	2357-651	-	POA
5 1/2-12	GH7	-	2357-657	-	POA
5 3/4-8	GH8	-	2357-664	-	POA
5 3/4-12	GH7	-	2357-669	-	POA
6”-8	GH8	-	2357-676	-	POA
6”-12	GH7	-	2357-681	-	POA

Optional Flute Taps - Ground Thread Taps

High Speed Steel

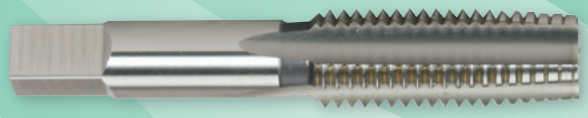

WARNING: This product contains Cobalt and/or Nickel and/or Lead a chemical known to the state of California to cause cancer or birth defects or other reproductive harm. For more information: www.prop65.ca.gov. WARNING: Cutting tools may shatter. Always wear approved safety glasses and mask when regrinding.

SIZE		GH	FLTS.	Pittsburg® ALLEGHANY ORDER NO. BOTTOM	PLUG	PRICE EACH	ALLEGIANCE® AMERICAN MADE ORDER NO. BOTTOM	PLUG	PRICE EACH
				3			2		
2-56	NC	1	2	–	3530-712†	$3.31	–	–	–
2-56	NC	2	2	–	3530-722†	3.31	3750-721	3750-722	$13.25
3-48	NC	2	2	3531-121†	3531-122†	2.54	3751-121	3751-122	10.64
4-40	NC	1	2	3531-711†	3531-712†	1.93	–	3751-712	8.69
4-40	NC	2	2	3531-721†	–	1.93	3751-721	3751-722	8.34
5-40	NC	2	2	3532-121†	3532-122†	2.01	3752-121	3752-122	8.34
5-44	NF	2	2	3532-321†	3532-322†	2.01	–	–	–
6-32	NC	1	2	3532-511†	3532-512†	1.63	–	3752-512	7.27
6-32	NC	2	2	–	–	–	3752-521	3752-522	7.27
6-32	NC	3	2	–	–	–	3752-531	3752-532	7.45
6-40	NF	2	2	3532-721†	3532-722†	1.63	–	3752-722	9.62
8-32	NC	1	2	3532-911†	3532-912†	1.63	–	3752-912	11.27
8-32	NC	2	2	–	–	–	3752-921	3752-922	7.92
8-32	NC	3	2	–	–	–	3752-931	3752-932	8.43
8-32	NC	1	3	3542-911†	3542-912†	1.63	–	–	–
8-32	NC	2	3	3542-921†	–	1.63	3712-921	3712-922	8.27
8-32	NC	3	3	3542-931†	–	1.63	3712-931	3712-932	8.90
10-24	NC	1	2	3533-311†	3533-312†	1.68	–	–	–
10-24	NC	2	2	–	3533-322†	1.68	3753-321	3753-322	8.45
10-24	NC	3	2	–	–	–	3753-331	3753-332	7.85
10-24	NC	2	3	3543-321†	–	1.68	–	3713-322	19.82
10-24	NC	3	3	3543-331†	3543-332†	1.68	3713-331	3713-332	8.71
10-32	NF	1	2	3533-511†	3533-512†	1.68	3593-511	3753-512	8.69
10-32	NF	2	2	–	–	–	3753-521	3753-522	11.16
10-32	NF	3	2	–	–	–	3753-531	3753-532	8.62

SIZE		GH	FLTS.	Pittsburg® ALLEGHANY ORDER NO. BOTTOM	PLUG	PRICE EACH	ALLEGIANCE® AMERICAN MADE ORDER NO. BOTTOM	PLUG	PRICE EACH
				3			2		
10-32	NF	2	3	–	3543-512	$ 1.68	–	3603-512	$ 4.90
10-32	NF	2	3	3543-521†	3543-522†	1.68	3713-521	3713-522	7.38
10-32	NF	3	3	3543-531†	3543-532†	1.68	3713-531	3713-532	6.80
10-32	NF	7	3	–	3543-572†	1.68	–	–	–
1/4-20	NC	3	2	–	–	–	3754-131	3754-132	8.45
1/4-20	NC	1	3	3544-111†	3544-112†	1.62	–	3714-112	9.25
1/4-20	NC	2	3	3544-121†	3544-122†	1.62	–	3714-122	8.59
1/4-20	NC	3	3	3544-131†	–	1.62	3714-131	3714-132	10.41
1/4-20	NC	5	3	3544-151†	–	1.62	–	3714-152	8.45
1/4-28	NF	3	2	3534-331†	–	1.62	3754-331	3754-332	9.27
1/4-28	NF	3	3	3544-331†	3544-332†	1.62	3714-331	3714-332	9.64
5/16-18	NC	3	2	–	–	–	3754-631	3754-632	12.20
5/16-18	NC	3	3	3544-531†	3544-532†	11.70	3714-531	3714-532	11.04
5/16-18	NC	5	2	–	–	–	–	3594-552	9.00
5/16-24	NC	3	3	3544-731†	3544-732†	1.96	3714-731	3714-732	10.64
3/8-16	NC	1	3	3544-911†	3544-912†	2.19	–	3604-912	12.37
3/8-16	NC	3	3	–	–	–	3714-931	3714-932	11.39
3/8-16	NC	5	3	–	–	–	–	3604-952	12.37
3/8-24	NF	3	3	–	3545-132†	2.19	3715-131	3715-132	12.16
7/16-14	NC	3	3	3545-331†	3545-332†	3.77	–	3715-332	17.68
7/16-20	NF	3	3	3545-531†	–	3.77	–	3715-532	18.84
1/2-13	NC	3	3	3545-731†	–	3.97	3715-731	3715-732	26.33
1/2-20	NF	3	3	3545-931†	3545-932†	3.97	–	3715-932	21.03

+.005 Oversize Taps

Ground Thread – High Speed Steel

Plug



Spiral Point

Bottom & Taper Chamfer Available on Request

SIZE		PLUG STYLE ORDER NO.	PRICE EACH	SPIRAL POINT STYLE ORDER NO.	PRICE EACH
5-40	NC	2308-101	$9.72	2309-101	$10.16
5-44	NF	2308-110	3.37	2309-107	3.47
6-32	NC	2308-119	9.02	2309-114	9.89
6-40	NF	2308-128	9.02	2309-121	9.89
8-32	NC	2308-137	9.02	2309-128	9.89
8-36	NF	2308-146	9.02	2309-135	9.89
10-24	NC	2308-155	9.02	2309-142	9.89
10-32	NC	2308-164	9.02	2309-149	9.89
1/4-20	NC	2308-191	8.84	2309-170	8.53
1/4-28	NF	2308-200	11.22	2309-177	8.53
5/16-18	NC	2308-209	11.22	2309-184	9.80
5/16-24	NF	2308-218	11.22	2309-191	9.80
3/8-16	NC	2308-227	12.84	2309-198	11.14
3/8-24	NF	2308-236	12.84	2309-205	11.14

SIZE		PLUG STYLE ORDER NO.	PRICE EACH	SPIRAL POINT STYLE ORDER NO.	PRICE EACH
		3			
7/16-14	NC	2308-245	$19.32	2309-212	$ 17.98
7/16-20	NF	2308-254	19.32	2309-219	17.98
1/2-13	NC	2308-263	21.55	2309-226	19.97
1/2-20	NF	2308-272	21.55	2309-233	19.97
9/16-12	NC	2308-281	35.95	2309-240	30.94
9/16-18	NF	2308-290	35.95	2309-247	30.94
5/8-11	NC	2308-299	40.81	2309-254	34.10
5/8-18	NF	2308-308	40.81	2309-261	34.10
3/4-10	NC	2308-335	53.95	2309-282	44.96
3/4-16	NF	2308-344	53.95	2309-289	44.96
7/8-9	NC	2308-353	64.75	2309-296	56.23
7/8-14	NF	2308-362	64.75	2309-303	56.23
1-8	NC	2308-371	74.93	2309-310	62.99
1-12	NF	2308-380	74.93	2309-317	62.99
1-14	NS	2308-389	74.93	2309-324	62.99

Spiral Fluted Taps - High Speed Steel

WARNING: This product contains Cobalt and/or Nickel and/or Lead a chemical known to the state of California to cause cancer or birth defects or other reproductive harm. For more information: www.prop65.ca.gov. **WARNING:** Cutting tools may shatter. Always wear approved safety glasses and mask when regrinding.

Slow Spiral - 30°



Fast Spiral - 48° - 52°

30 DEGREE - SLOW SPIRAL (Pittsburg® Allegheny)						48–52 DEGREE - FAST SPIRAL (Pittsburg® Allegheny)				USA MADE		
			ORDER NO.		PRICE		ORDER NO.		PRICE	ORDER NO.		PRICE
SIZE	GH	FLUTES	PLUG	BOTTOM	EACH	FLUTES	PLUG	BOTTOM	EACH	PLUG	BOTTOM	EACH
2-64	2	2	2306-099	2306-100	POA	2	2307-099	2307-100	POA	–	–	–
3-48	2	2	2306-101	2306-102	$21.56	2	2307-101	2307-102	$5.58	2307-502	2307-501	$21.13
3-56	2	2	2306-108	2306-109	POA	2	2307-108	2307-109	POA	–	–	–
4-40	2	2	2306-122	2306-123	16.04	2	2307-122	2307-123	14.58	2307-523	2307-522	17.37
4-48	2	2	2306-129	2306-130	POA	2	2307-129	2307-130	POA	–	–	–
5-40	2	2	2306-136	2306-137	16.04	2	2307-136	2307-137	14.58	2307-537	2307-536	17.37
5-44	2	2	2306-143	2306-144	5.14	2	2307-143	2307-144	14.58	–	–	–
6-32	1	2	2306-148	2306-149	POA	2	2307-148	2307-149	POA	–	–	–
6-32	2	2	2306-150	2306-151	13.12	2	2307-150	2307-151	11.93	–	–	–
6-32	3	2	2306-152	2306-153	3.98	2	2307-152	2307-153	POA	2307-554	2307-553	14.11
6-40	3	2	2306-157	2306-158	3.98	2	2307-157	2307-158	POA	–	–	–
8-32	3	2	2306-164	2306-165	13.12	3	2307-164	2307-165	11.93	2307-569	2307-568	14.63
8-36	3	2	2306-171	2306-172	15.51	3	2307-171	2307-172	POA	–	–	–
10-24	3	2	2306-178	2306-179	13.12	3	2307-178	2307-179	11.93	2307-579	2307-578	14.63
10-24	3	3	2306-180	2306-181	POA	3	2307-180	2307-181	POA	–	–	–
10-32	3	2	2306-186	2306-187	13.12	3	2307-186	2307-187	11.93	2307-587	2307-586	14.63
10-32	3	3	2306-188	2306-189	POA	3	2307-188	2307-189	POA	–	–	–
12-24	3	2	2306-193	2306-194	14.19	3	2307-193	2307-194	12.92	2307-594	2307-593	15.29
12-28	3	3	2306-195	2306-196	POA	3	2307-195	2307-196	POA	–	–	–
1/4-20	3	3	2306-200	2306-201	14.37	3	2307-207	2307-208	POA	2307-608	2307-607	15.87
1/4-28	1	3	2306-202	2306-203	POA	–	–	–	–	–	–	–
1/4-28	3	3	2306-214	2306-215	14.37	3	2307-214	2307-215	12.56	2307-615	2307-614	15.87
5/16-18	3	3	2306-221	2306-222	20.26	3	2307-221	2307-222	15.98	2307-622	2307-621	18.89
5/16-18	5	3	2306-223	2306-224	POA	–	–	–	–	–	–	–
5/16-24	3	3	2306-228	2306-229	21.05	3	2307-228	2307-229	15.98	2307-629	2307-628	18.89
3/8-16	3	3	2306-235	2306-236	23.17	3	2307-235	2307-236	18.36	2307-636	2307-635	22.55
3/8-24	3	3	2306-242	2306-243	6.26	3	2307-242	2307-243	18.36	2307-643	2307-642	22.55
7/16-14	3	3	2306-254	2306-255	31.90	3	2307-254	2307-255	POA	2307-655	2307-654	32.56
7/16-14	5	3	2306-256	2306-257	POA	3	–	2307-257	POA	2307-655	2307-657	POA
7/16-20	3	3	2306-261	2306-262	38.13	3	2307-261	2307-262	27.45	2307-662	2307-661	32.56
1/2-13	3	3	2306-268	2306-269	38.13	3	2307-268	2307-269	33.08	2307-669	2307-668	39.28
1/2-13	5	3	2306-270	2306-271	POA	3	–	–	–	–	–	–
1/2-20	3	3	2306-275	2306-276	38.13	3	2307-275	2307-276	33.08	2307-676	2307-675	39.28
1/2-20	5	3	2306-277	2306-278	POA	3	2307-277	2307-278	POA	–	2307-678	POA
9/16-12	3	4	2306-237	2306-238	POA	4	2307-265	2307-266	POA	2307-679	2307-680	POA
9/16-12	4	3	2306-239	2306-240	POA	3	–	–	–	–	–	–
9/16-18	3	3	2306-272	2306-273	POA	3	–	–	–	–	–	–
9/16-18	5	3	2306-280	2306-281	POA	3	2307-280	2307-281	POA	2307-685	2307-686	POA
5/8-11	3	3	2306-282	2306-283	POA	4	2307-282	2307-283	49.23	–	–	–
5/8-18	3	4	2306-263	2306-264	POA	4	2307-263	2307-264	POA	2307-689	2307-690	POA
11/16-11	3	4	2306-265	2306-266	POA	4	–	–	–	–	–	–
11/16-16	3	4	2306-204	2306-205	POA	4	–	–	–	–	–	–
3/4-10	3	3	2306-284	2306-285	POA	4	2307-289	2307-290	58.72	–	–	–
3/4-10	3	4	2306-286	2306-287	POA	4	2307-286	2307-287	POA	–	–	–
3/4-16	3	4	2306-288	2306-289	POA	4	2307-288	2307-289	58.72	2307-699	2307-700	POA
7/8-14	3	4	2306-290	2306-291	POA	4	2307-291	2307-292	POA	–	–	–
1-8	4	4	2306-292	2306-293	POA	4	–	–	–	–	–	–
1-14	4	4	2306-294	2306-295	POA	4	–	–	–	–	–	–

Metric - Fast Spiral

- **Ground thread**
- **High Speed Steel**



			Pittsburg® Allegheny		USA MADE			
NOMINAL SIZE AND PITCH	D LIMIT	FLUTE NO.	PLUG ORDER NO.	PRICE EACH	BOTTOM ORDER NO.	PRICE EACH	PLUG ORDER NO.	PRICE EACH
3 x 0.5	D3	2	3782-227	$5.09	3781-226	$18.37	3781-227	$18.37
3.5 x 0.6	D4	3	3782-281	5.65	3781-280	20.21	3781-281	POA
4 x 0.5	D4	3	3782-325	POA	–	–	–	–
4 x 0.7	D4	3	3782-326	4.32	3781-325	14.95	3781-326	15.21
4.5 x 0.75	D4	3	3782-353	5.65	–	–	–	–
5 x 0.8	D4	3	3782-389	4.32	3781-388	14.95	3781-389	14.95
6 x 1	D5	3	3782-465	4.32	3781-464	16.28	3781-465	16.28
7 x 1	D5	3	3782-524	4.76	3781-523	24.48	3781-524	23.08
8 x 1	D5	3	3782-569	4.87	3781-568	21.98	3781-569	21.78
8 x 1.25	D5	3	3782-578	5.31	3781-577	20.01	3781-578	20.31

			Pittsburg® Allegheny		USA MADE			
NOMINAL SIZE AND PITCH	D LIMIT	FLUTE NO.	PLUG ORDER NO.	PRICE EACH	BOTTOM ORDER NO.	PRICE EACH	PLUG ORDER NO.	PRICE EACH
10 x 1.25	D5	3	3782-686	6.20	3781-685	34.58	3781-686	34.58
10 x 1.5	D6	3	3782-695	6.75	3781-694	34.58	3781-695	34.58
12 x 1.25	D5	3	3782-779	9.96	3781-778	42.97	3781-779	42.97
12 x 1.5	D6	3	3782-081	POA	–	–	–	–
12 x 1.75	D6	3	3782-802	11.07	3781-801	41.71	3781-802	41.71
14 x 1.5	D6	3	3782-946	15.61	–	–	–	–
14 x 2	D7	3	3782-964	15.61	–	–	–	–
16 x 1.5	D6	4	3783-062	18.93	–	–	–	–
16 x 2	D7	7	3783-071	18.93	–	–	–	–

Left Hand Taps – Ground Thread – High Speed Steel

WARNING: This product contains Cobalt and/or Nickel and/or Lead a chemical known to the state of California to cause cancer or birth defects or other reproductive harm. For more information: www.prop65.ca.gov. WARNING: Cutting tools may shatter. Always wear approved safety glasses and mask when regrinding.

Bottom



Plug

Taper

				Pittsburg® ALLEGHANY ORDER NUMBER			3			USA MADE ORDER NUMBER					2
SIZE		GH	FLUTES	BOTTOM	PLUG	TAPER	PRICE EACH	SET ORDER NO.	PRICE EACH	BOTTOM	PLUG	TAPER	PRICE EACH	SET ORDER NO.	PRICE EACH
6-32	NC	3	3	3522-531	3522-532	3522-533	$6.76	2301-253	$20.28	3792-531	3792-532	–	$16.72	–	–
6-40	NF	2	3	3522-721	3522-722	3522-723	6.76	–	–	–	–	–	–	–	–
8-32	NC	3	4	3522-931	3522-932	3522-933	6.76	2301-293	20.28	3792-931	3792-932	3792-933	12.91	–	–
8-36	NF	2	4	3523-121	3523-122	3523-123	6.76	–	–	–	–	–	–	–	–
10-24	NC	3	4	3523-331	3523-332	3523-333	6.76	2301-333	20.28	3793-331	3793-332	3793-333	21.54	–	–
10-32	NC	3	4	3523-531	3523-532	3523-533	6.76	2301-353	20.28	3793-531	3793-532	3793-533	19.45	–	–
1/4-20	NC	3	4	3524-131	3524-132	3524-133	7.91	2301-413	23.73	3794-131	3794-132	3794-133	21.47	3791-413	$46.20
1/4-28	NF	3	4	3524-331	3524-332	3524-333	7.91	2301-433	23.73	3794-331	3794-332	3794-333	20.63	–	–
5/16-18	NC	3	4	3524-531	3524-532	3524-533	8.77	2301-453	26.31	3794-531	3794-532	3794-533	23.36	3791-453	53.82
5/16-24	NF	3	4	3524-731	3524-732	3524-733	8.77	2301-473	26.31	3794-731	3794-732	3794-733	27.95	3791-473	57.60
3/8-16	NC	3	4	3524-931	3524-932	3524-933	11.35	2301-493	34.05	3794-931	3794-932	3794-933	25.64	3791-493	56.64
3/8-24	NF	3	4	3525-131	3525-132	3525-133	11.35	2301-513	34.05	3795-131	3795-132	3795-133	25.20	3791-513	59.67
7/16-14	NC	3	4	3525-331	3525-332	3525-333	14.51	2301-533	43.53	3795-331	3795-332	3795-333	41.92	3791-533	86.40
7/16-20	NF	3	4	3525-531	3525-532	3525-533	14.51	2301-553	43.53	3795-531	3795-532	3795-533	41.92	3791-553	92.58
1/2-13	NC	3	4	3525-731	3525-732	3525-733	17.15	2301-573	51.45	3795-731	3795-732	3795-733	43.36	3791-573	89.40
1/2-20	NF	3	4	3525-931	3525-932	3525-933	17.15	2301-593	51.45	3795-931	3795-932	3795-933	40.92	3791-593	90.39
9/16-12	NC	3	4	3526-131	3526-132	3526-133	25.59	2301-613	76.77	3796-131	3796-132	3796-133	44.25	3791-613	91.20
9/16-18	NF	3	4	3526-331	3526-332	3526-333	25.59	2301-633	76.77	3796-331	3796-332	3796-333	45.41	3791-633	100.29
5/8-11	NC	3	4	3526-531	3526-532	3526-533	32.47	2301-653	97.41	3796-531	3796-532	3796-533	45.95	3791-653	113.55
5/8-18	NF	3	4	3526-731	3526-732	3526-733	32.47	2301-673	97.41	3796-731	3796-732	3796-733	55.08	3791-673	121.65
11/16-11	NC	3	4	3526-931	3526-932	3526-933	35.74	–	–	3796-931	3796-932	3796-933	51.00	–	–
11/16-16	NF	3	4	3527-131	3527-132	3527-133	35.74	–	–	3797-131	3797-132	3797-133	64.86	–	–
3/4-10	NC	3	4	3527-331	3527-332	3527-333	42.34	2301-733	127.02	3797-331	3797-332	3797-333	96.77	3791-733	162.81
3/4-16	NF	3	4	3527-531	3527-532	3527-533	42.34	2301-753	127.02	3797-531	3797-532	3797-533	73.71	3791-753	162.81
7/8-9	NC	4	4	3527-741	3527-742	3527-743	57.48	2301-774	172.44	3797-741	3797-742	3797-743	95.55	3791-774	183.60
7/8-14	NF	4	4	3527-941	3527-942	3527-943	57.48	2301-794	172.44	3797-941	3797-942	3797-943	83.12	3791-794	183.60
1-8	NC	4	4	3528-141	3528-142	3528-143	75.23	2301-814	225.69	3798-141	3798-142	3798-143	115.89	3791-814	206.58
1-12	NF	4	4	3528-341	3528-342	3528-343	75.23	2301-834	225.69	3798-341	3798-342	3798-343	115.89	3791-834	206.58
1-14	NS	4	4	3528-541	3528-542	3528-543	75.23	2301-854	225.69	3798-541	3798-542	3798-543	115.89	3791-854	206.58
1-1/8-7	NC	4	4	3528-741	3528-742	3528-743	126.59	–	–	3798-741	3798-742	3798-743	170.71	–	–
1-1/8-12	NF	4	4	3528-941	3528-942	3528-943	126.59	–	–	3798-941	3798-942	3798-943	155.45	–	–
1-1/4-7	NC	4	4	3529-041	3529-042	3529-043	159.81	–	–	3799-041	3799-042	3799-043	220.62	–	–
1-1/4-12	NF	4	6	3529-141	3529-142	3529-143	159.81	–	–	3799-141	3799-142	3799-143	220.62	–	–
1-3/8-6	NC	4	4	3529-541	3529-542	3529-543	199.03	–	–	3799-541	3799-542	3799-543	240.95	–	–
1-3/8-12	NF	4	6	3529-741	3529-742	3529-743	199.03	–	–	3799-741	3799-742	3799-743	179.94	–	–
1-1/2-6	NC	4	4	3529-841	3529-842	3529-843	231.00	–	–	3799-841	3799-842	3799-843	274.79	–	–
1-1/2-12	NF	4	6	3529-941	3529-942	3529-943	231.00	–	–	3799-941	3799-942	3799-943	274.79	–	–

Left Hand Metric Taps 2

			Pittsburg® ALLEGHANY			USA MADE			
SIZE	PITCH DIA LIMIT	FLUTE NO.	BOTT. ORDER NO.	PLUG ORDER NO.	PRICE EACH	BOTT. ORDER NO.	PLUG ORDER NO.	TAPER ORDER NO.	PRICE EACH
M1.70 X 0.35	D2	2	3787-315	3787-316	POA	-	-	-	-
M2.0 x 0.40	D4	3	3787-317	3787-318	POA	-	-	-	-
M2.6 x 0.45	D4	3	3787-319	3787-320	POA	-	-	-	-
M3.0 x 0.50	D4	3	3787-321	3787-322	POA	-	-	-	-
M3.5 x 0.60	D4	3	3787-323	3787-324	POA	3789-028	3789-029	3789-030	$19.70
M4.0 x 0.70	D4	4	3787-325	3787-326	$14.71	3789-034	3789-035	3789-036	23.13
M5.0 x 0.80	D4	4	3787-388	3787-389	15.50	3789-043	3789-044	3789-045	24.08
M6.0 x 1.00	D5	4	3787-390	3787-391	POA	3789-058	3789-059	3789-060	15.72
M7.0 x 1.00	D5	4	3787-523	3787-524	5.04	3789-064	3789-065	3789-066	23.03
M8.0 x 1.00	D5	4	3787-525	3787-526	POA	3789-070	3789-071	3789-072	20.91
M8.0 x 1.25	D5	4	3787-577	3787-578	18.29	3789-073	3789-074	3789-075	18.09
M10.0 x 1.25	D5	4	3787-685	3787-686	21.03	3789-088	3789-089	3789-090	27.53
M10.0 x 1.50	D6	4	3787-694	3787-695	21.03	3789-091	3789-092	3789-093	26.74
M12.0 x 1.25	D5	4	3787-778	3787-779	40.95	3789-103	3789-104	3789-105	35.80
M12.0 x 1.75	D6	4	3787-780	3787-781	POA	3789-109	3789-110	3789-111	37.01
M14.0 x 1.50	D6	4	3787-782	3787-783	POA	3789-118	3789-119	3789-120	43.53
M14.0 x 2.00	D7	4	3787-963	3787-964	53.40	3789-121	3789-122	3789-123	38.66
M16.0 x 0.75	D6	4	3788-000	3788-001	POA	-	-	-	-
M16.0 x 1.25	D6	4	-	3788-052	29.10	-	-	-	-
M16.0 x 1.50	D6	4	3788-061	3788-062	POA	3789-130	3789-131	3789-132	45.51
M16.0 x 2.00	D7	4	3788-070	3788-071	POA	3789-133	3789-134	3789-135	49.56
M18.0 x 1.50	D6	4	3788-072	3788-073	POA	3789-139	3789-140	3789-141	60.48
M18.0 x 2.50	D7	4	3788-074	3788-075	POA	3789-145	3789-146	3789-147	72.85
M20.0 x 1.50	D6	4	3788-076	3788-077	POA	3789-151	3789-152	3789-153	71.05
M20.0 x 2.50	D7	4	3788-241	3788-242	108.39	3789-157	3789-158	3789-159	71.05
M22.0 x 1.50	D6	4	3788-268	3788-269	POA	3789-163	3789-164	3789-165	73.20
M22.0 x 2.50	D7	4	3788-270	3788-271	POA	3789-169	3789-170	3789-171	73.20
M24.0 x 2.00	D7	4	3788-272	3788-273	POA	3789-178	3789-179	3789-180	82.68
M24.0 x 3.00	D8	4	3788-274	3788-275	POA	3789-181	3789-182	3789-183	82.68
M27.0 x 2.00	-	4	3788-276	3788-277	POA	-	-	-	-
M27.0 x 3.00	-	4	3788-278	3788-279	POA	-	-	-	-
M30.0 x 2.00	-	4	3788-280	3788-281	POA	-	-	-	-
M30.0 x 3.00	-	4	3788-557	3788-558	100.70	-	-	-	-
M45.0 x 1.50	-	6	3788-559	3788-560	POA	-	-	-	-

Left Hand Spiral Point Taps 2

USA MADE				
NOMINAL SIZE & PITCH	D LIMIT	FLUTE NO.	PLUG ORDER NO.	PRICE EACH
1-72	2	2	2396-000	POA
2-56	2	3	2396-003	POA
2-64	2	3	2396-005	POA
3-48	2	3	2396-007	POA
3-56	2	3	2396-009	POA
4-40	2	3	2396-011	POA
4-48	2	3	2396-013	POA
5-40	2	3	2396-015	POA
5-44	2	3	2396-017	POA
6-32	3	2	2396-039	$20.30
6-32	3	3	2396-041	POA
8-32	3	2	2396-051	20.30
8-32	3	4	2396-053	POA
10-24	3	2	2396-069	21.40
10-24	3	4	2396-071	POA
10-32	3	2	2396-079	21.40
10-32	3	4	2396-081	POA
12-24	3	4	2936-083	POA
12-28	3	4	2936-085	POA
1/4-20	3	2	2396-108	23.60
1/4-28	3	2	2396-120	23.60
5/16-18	3	2	2396-146	25.80
5/16-24	3	2	2396-157	25.80
3/8-16	3	3	2396-174	24.60
3/8-24	3	3	2396-189	24.60
7/16-14	3	3	2396-203	42.60
1/2-13	3	3	2396-231	36.40
1/2-20	3	3	2396-244	36.40
5/8-11	3	3	2396-287	48.10

Left Hand Special Hand Taps

High Speed Steel

FOR 2 OR MORE PIECES, CALL FOR PRICE

WARNING: This product contains Cobalt and/or Nickel and/or Lead a chemical known to the state of California to cause cancer or birth defects or other reproductive harm. For more information: www.prop65.ca.gov. **WARNING:** Cutting tools may shatter. Always wear approved safety glasses and mask when regrinding.

Bottom

Plug

Taper

1

Pittsburg® ALLEGHANY

SIZE	GH LIMIT	BOTTOMING	PLUG	TAPER	PRICE EACH	SPIRAL POINT	PRICE EACH
00-90	GH1	2370-165	2370-166	2370-167	POA	-	-
00-96	GH1	-	2370-182	-	POA	-	-
0-80	GH1	3520-111	3520-112	-	POA	2390-142	POA
1-56	GH1	2370-335	2370-336	2370-337	POA	-	-
1-64	GH1	3520-311	-	-	POA	2390-159	POA
1-72	GH1	3520-511	-	-	POA	2390-161	POA
2-44	GH1	2370-427	2370-428	2370-429	POA	-	-
2-56	GH1	3520-711	3520-712	3520-713	POA	-	-
2-56	GH2	3520-721	3520-722	3520-723	$8.25	-	-
2-64	GH2	2370-448	2370-449	2370-450	8.25	2390-205	POA
3-36	GH2	2370-510	2370-511	2370-512	POA	-	-
3-48	GH1	2370-519	2370-520	2370-521	POA	-	-
3-48	GH2	3521-121	3521-122	3521-123	8.25	2390-291	$9.74
3-56	GH2	3521-321	3521-322	-	8.25	2390-293	9.74
4-32	GH1	2370-615	2370-616	2370-617	POA	-	-
4-32	GH3	-	-	-	-	2390-336	POA
4-36	GH2	2370-621	2370-622	2370-623	POA	2390-339	POA
4-40	GH2	3521-721	3521-722	3521-723	7.59	2390-341	8.96
4-48	GH1	-	3521-912	-	POA	-	-
4-48	GH2	2370-627	2370-628	2370-629	8.25	2390-345	9.74
4-64	GH1	2370-650	2370-651	2370-652	POA	-	-
4-72	GH1	2370-653	2370-654	2370-655	POA	-	-
4-80	GH1	2370-665	2370-666	2370-667	POA	-	-
5-24	GH3	2370-742	2370-743	2370-744	POA	2390-395	POA
5-36	GH2	2370-760	2370-761	2370-762	POA	-	-
5-40	GH1	2370-770	2370-771	2370-772	POA	-	-
5-40	GH2	3522-121	3522-122	3522-123	7.59	2390-410	8.96
5-44	GH2	3522-321	3522-322	3522-323	8.25	-	-
5-48	GH2	2370-775	2370-776	2370-777	POA	-	-
5-64	GH2	2370-805	2370-806	2370-807	POA	-	-
5-72	GH2	2370-808	2370-809	2370-810	POA	-	-
5-80	GH2	2370-825	2370-826	2370-827	POA	-	-
6-24	GH3	2370-916	2370-917	2370-918	POA	-	-
6-32	GH1	-	-	-	-	2390-432	POA
6-32	GH7	-	-	-	-	2390-445	POA
6-36	GH1	2370-925	2370-926	2370-927	POA	-	-
6-40	GH1	-	3522-712	3522-713	POA	2390-451	POA
6-40	GH2	2370-931	2370-932	2370-933	POA	-	-
6-56	GH2	2370-955	2370-956	2370-957	POA	-	-
6-64	GH2	2370-985	2370-986	2370-987	POA	-	-
8-24	GH3	2371-148	2371-149	2371-150	POA	-	-
8-32	CG	-	2371-159	-	POA	-	-
8-32	GH1	-	3522-912	-	POA	-	-
8-32	GH2	2371-155	2371-156	2371-157	POA	-	-
8-36	GH1	2371-172	2371-173	2371-174	POA	2390-621	7.98
8-40	GH2	2371-175	2371-176	2371-177	POA	2390-628	POA
8-48	GH2	2371-190	2371-191	2371-192	POA	-	-
8-56	GH2	2371-193	2371-194	2371-195	POA	-	-
8-60	GH2	2371-205	2371-206	2371-207	POA	-	-
8-64	GH2	2371-222	2371-223	2371-224	POA	-	-
8-80	GH2	2371-255	2371-256	2371-257	POA	-	-
9-46	GH2	2371-396	2371-397	2371-398	POA	-	-
10-24	GH1	3523-311	3523-312	-	POA	-	-
10-24	GH4	2371-426	2371-427	2371-428	POA	-	-
10-28	GH2	2371-435	2371-436	2371-437	POA	-	-
10-32	GH2	2371-454	2371-455	2371-456	POA	-	-
10-32	GH7	-	-	-	-	2390-762	POA
10-34	GH2	2371-459	2371-460	2371-461	POA	-	-
10-36	GH2	2371-465	2371-466	2371-467	POA	-	-
10-38	GH2	2371-438	2371-439	2371-440	POA	-	-
10-40	GH2	2371-480	2371-481	2371-482	POA	-	-
10-44	GH2	2371-487	2371-488	2371-489	POA	-	-
10-46	GH2	2371-493	2371-494	2371-495	POA	-	-
10-48	GH2	2371-498	2371-496	2371-497	POA	-	-
10-56	GH2	2371-505	2371-506	2371-507	POA	-	-
10-80	GH2	2371-565	2371-566	2371-567	POA	-	-
10-96	GH1	2371-510	2371-511	2371-512	POA	-	-
12-24	GH3	3523-731	3523-732	3523-733	7.91	2390-888	POA
12-28	GH3	3523-931	3523-932	3523-933	7.91	2390-892	POA
12-32	GH3	2371-710	2371-711	2371-712	POA	2390-896	POA
12-40	GH2	2371-743	2371-741	2371-742	POA	2390-904	POA
12-46	GH2	2371-745	2371-746	2371-747	POA	-	-
14-24	GH3	2371-951	2371-952	2371-953	POA	-	-
.100-100	GH2	2373-001	2373-002	2373-003	POA	-	-
5/32-32	GH3	2373-825	2373-826	2373-827	POA	-	-
5/32-36	GH1	2373-836	2373-837	2373-838	POA	2392-064	POA
5/32-40	GH2	2373-845	2373-846	2373-847	POA	-	-
3/16-24	GH2	2374-006	2374-007	2374-008	POA	-	-
3/16-32	GH2	2374-020	2374-021	2374-022	POA	2392-171	POA
3/16-40	GH3	2373-424	2373-425	2373-426	POA	-	-
3/16-48	GH3	2374-035	2374-036	2374-037	POA	-	-
7/32-20	GH3	2374-214	2374-215	2374-216	POA	-	-
7/32-24	GH3	2374-220	2374-221	2374-222	POA	-	-

Pittsburg® ALLEGHANY

SIZE	GH LIMIT	BOTTOMING	PLUG	TAPER	PRICE EACH	SPIRAL POINT	PRICE EACH
7/32-28	GH3	2374-230	2374-231	2374-232	POA	-	-
7/32-32	GH3	2374-240	2374-241	2374-242	POA	-	-
7/32-36	GH3	2374-245	2374-246	2374-247	POA	-	-
7/32-40	GH3	2374-260	2374-261	2374-262	POA	-	-
7/32-64	GH3	2374-273	2374-274	2374-275	POA	-	-
1/4-12	GH3	2374-445	2374-446	2374-447	POA	-	-
1/4-14	GH3	2374-451	2374-452	2374-453	POA	-	-
1/4-16	GH3	2374-457	2374-458	2374-459	POA	-	-
1/4-18	GH3	2374-450	2374-449	2374-448	POA	-	-
1/4-20	GH1	3524-111	3524-112	3524-113	POA	2392-394	POA
1/4-20	GH2	3524-121	3524-122	3524-123	POA	-	-
1/4-20	GH5	3524-151	3524-152	3524-153	POA	-	-
1/4-20	GH7	-	-	-	-	2392-398	POA
1/4-20	GH9	-	-	-	-	2392-400	POA
1/4-22	GH3	2374-463	2374-464	2374-465	POA	-	-
1/4-23	GH3	2374-469	2374-470	2374-471	POA	-	-
1/4-24	GH3	2374-475	2374-476	2374-477	POA	2392-403	POA
1/4-25	GH3	2374-488	2374-489	2374-490	POA	-	-
1/4-26	GH3	2374-481	2374-482	2374-483	POA	-	-
1/4-27	GH1	2374-485	2374-486	2374-487	POA	-	-
1/4-28	GH1	3524-311	3524-312	3524-313	POA	-	-
1/4-28	GH2	3524-321	3524-322	3524-323	POA	-	-
1/4-30	GH3	2374-491	2374-492	2374-493	POA	-	-
1/4-32	GH3	2374-505	2374-506	-	$18.24	2392-413	POA
1/4-36	GH2	2374-510	2374-511	2374-512	POA	-	-
1/4-40	GH2	2374-520	2374-521	2374-522	POA	2392-420	POA
1/4-44	GH3	2374-514	2374-515	2374-516	POA	-	-
1/4-48	GH2	2374-535	2374-536	2374-537	POA	-	-
1/4-56	GH3	2374-550	2374-551	2374-552	POA	2392-431	POA
1/4-60	GH1	2374-565	2374-566	2374-567	POA	-	-
1/4-64	GH2	2374-580	2374-581	2374-582	POA	-	-
1/4-80	GH2	2374-620	2374-621	2374-622	POA	-	-
9/32-32	GH2	2374-880	2374-881	2374-882	POA	-	-
9/32-40	GH2	2374-900	2374-901	2374-902	POA	-	-
5/16-12	GH3	2375-066	2375-067	2375-068	POA	-	-
5/16-14	GH3	2375-073	2375-074	2375-075	POA	-	-
5/16-16	GH3	2375-077	2375-078	2375-079	POA	-	-
5/16-18	GH1	3524-511	3524-512	3524-513	POA	2392-600	POA
5/16-18	GH2	3524-521	3524-522	3524-523	POA	-	-
5/16-18	GH5	3524-551	3524-552	3524-553	POA	2392-608	POA
5/16-20	GH3	2375-070	2375-071	2375-072	POA	-	-
5/16-24	GH1	3524-711	3524-712	3524-713	POA	-	-
5/16-24	GH2	3524-721	3524-722	3524-723	POA	-	-
5/16-24	GH12	-	-	-	-	2392-705	POA
5/16-27	GH3	2375-090	2375-091	2375-092	18.24	-	-
5/16-28	GH3	2375-111	2375-112	2375-113	POA	2392-708	POA
5/16-30	GH1	2375-095	2375-096	2375-097	POA	-	-
5/16-32	GH3	2375-120	2375-121	2375-122	18.24	2392-713	POA
5/16-36	GH4	2375-135	2375-136	2375-137	POA	-	-
5/16-40	GH3	2375-153	2375-154	2375-155	POA	2392-721	POA
5/16-42	GH2	2375-106	2375-107	2375-108	POA	-	-
5/16-44	GH2	2375-117	2375-118	2375-119	POA	-	-
5/16-48	GH2	2375-165	2375-166	2375-167	POA	-	-
5/16-50	GH2	2375-123	2375-124	2375-125	POA	-	-
5/16-64	GH2	2375-200	2375-201	2375-202	POA	-	-
5/16-80	GH3	2375-230	2375-231	2375-232	POA	-	-
11/32-24	GH3	2375-448	2375-449	2375-450	POA	-	-
11/32-28	GH3	2375-467	2375-468	2375-469	POA	-	-
11/32-32	GH3	2375-470	2375-471	2375-472	POA	-	-
11/32-40	GH2	2375-484	2375-485	2375-486	POA	-	-
3/8-9	GH3	2375-707	2375-708	2375-709	POA	-	-
3/8-10	GH3	2375-704	2375-705	2375-706	POA	-	-
3/8-11	GH3	2375-713	2375-714	2375-715	POA	-	-
3/8-12	GH3	2375-710	2375-711	2375-712	POA	-	-
3/8-14	GH3	2375-722	2375-723	2375-724	POA	-	-
3/8-16	GH1	3524-911	3524-912	3524-913	POA	-	-
3/8-16	GH5	3524-951	3524-952	3524-953	POA	2393-017	POA
3/8-16	GH7	-	-	-	-	2393-016	POA
3/8-18	GH3	2375-728	2375-729	2375-730	POA	2393-018	POA
3/8-20	GH2	2375-740	2375-741	2375-742	POA	2393-022	POA
3/8-24	GH1	3525-111	3525-112	3525-113	POA	-	-
3/8-24	GH2	3525-121	3525-122	3525-123	POA	-	-
3/8-24	GH4	3525-141	3525-142	3525-143	POA	-	-
3/8-25	GH3	2375-743	2375-744	2375-745	POA	-	-
3/8-26	GH3	2375-746	2375-747	2375-748	POA	-	-
3/8-27	GH3	2375-760	2375-761	2375-762	POA	-	-
3/8-28	GH3	2375-769	2375-770	2375-771	POA	-	-
3/8-32	GH3	2375-777	2375-778	2375-779	18.56	-	-
3/8-36	GH2	2375-804	2375-805	2375-806	POA	-	-
3/8-40	GH3	2375-828	2375-829	2375-830	POA	-	-
25/64-16	GH3	2375-984	2375-985	2375-986	POA	-	-
13/32-16	GH3	2376-076	2376-077	2376-078	POA	-	-
13/32-18	GH3	2376-081	2376-082	2376-083	POA	-	-

(continued)

Left Hand Special Hand Taps

High Speed Steel

FOR 2 OR MORE PIECES, CALL FOR PRICE

WARNING: This product contains Cobalt and/or Nickel and/or Lead a chemical known to the state of California to cause cancer or birth defects or other reproductive harm. For more information: www.prop65.ca.gov. **WARNING:** Cutting tools may shatter. Always wear approved safety glasses and mask when regrinding.

Bottom



Plug

Taper

1

SIZE	GH LIMIT	BOTTOMING	PLUG	TAPER	PRICE EACH	SPIRAL POINT	PRICE EACH
13/32-20	GH2	2376-087	2376-088	2376-089	POA	-	-
13/32-24	GH3	2376-090	2376-091	2376-092	POA	-	-
13/32-32	GH3	2376-116	2376-117	2376-118	POA	-	-
27/64-32	GH3	2376-225	2376-226	2376-227	POA	-	-
7/16-10	GH3	2376-288	2376-289	2376-290	POA	-	-
7/16-12	GH3	2376-294	2376-295	2376-296	POA	-	-
7/16-13	GH3	2376-297	2376-298	2376-299	POA	-	-
7/16-14	GH4	-	3525-342	-	POA	-	-
7/16-14	GH5	3525-351	3525-352	3525-353	POA	2393-279	POA
7/16-14	GH12	3525-421	-	-	POA	-	-
7/16-16	GH3	2376-300	2376-301	2376-302	POA	-	-
7/16-18	GH3	2376-312	2376-313	2376-314	POA	-	-
7/16-20	GH5	3525-551	3525-552	3525-553	POA	-	-
7/16-20	GH8	2376-315	2376-316	2376-317	POA	-	-
7/16-20	GH9	2376-318	2376-319	2376-320	POA	-	-
7/16-20	GH13	2376-321	2376-322	2376-323	POA	-	-
7/16-24	GH3	2376-324	2376-325	2376-326	$20.50	-	-
7/16-27	GH3	2376-336	2376-337	2376-338	POA	-	-
7/16-28	GH3	2376-349	2376-350	2376-351	POA	-	-
7/16-32	GH3	2376-366	2376-367	2376-368	POA	-	-
7/16-36	GH3	2376-400	2376-401	2376-402	POA	-	-
7/16-40	GH3	2376-415	2376-416	2376-417	POA	-	-
15/32-18	GH3	2376-627	2376-628	2376-629	POA	-	-
15/32-20	GH3	2376-634	2376-635	2376-636	POA	-	-
15/32-24	GH3	2376-641	2376-642	2376-643	POA	-	-
15/32-32	GH3	2376-660	2376-661	2376-662	POA	-	-
15/32-36	GH3	2376-667	2376-668	2376-669	POA	-	-
15/32-40	GH2	2376-673	2376-674	2376-675	POA	-	-
1/2-10	GH3	2376-808	2376-809	2376-810	POA	-	-
1/2-11	GH3	2376-812	2376-813	2376-814	POA	-	-
1/2-12	GH3	2376-815	2376-816	2376-817	POA	2393-566	POA
1/2-13	GH1	3525-711	3525-712	3525-713	POA	-	-
1/2-13	GH5	3525-751	3525-752	3525-753	POA	2393-567	POA
1/2-14	GH3	2376-820	2376-821	2376-822	POA	-	-
1/2-16	GH3	2376-830	2376-831	2376-832	POA	-	-
1/2-18	GH3	2376-850	2376-851	2376-852	POA	-	-
1/2-20	GH1	-	-	-	-	2393-573	POA
1/2-20	GH7	-	-	-	-	2393-579	POA
1/2-22	GH3	2376-826	2376-827	2376-828	POA	-	-
1/2-24	GH3	2376-865	2376-866	2376-867	23.39	-	-
1/2-26	GH3	2376-837	2376-838	2376-839	POA	-	-
1/2-27	GH3	2376-880	2376-881	2376-882	POA	-	-
1/2-28	GH3	2376-895	2376-896	2376-897	POA	-	-
1/2-32	GH3	2376-925	2376-926	2376-927	23.39	2393-603	$20.69
1/2-36	GH3	2376-940	2376-941	2376-942	POA	-	-
1/2-40	GH3	2376-965	2376-966	2376-967	POA	-	-
1/2-44	GH3	2376-955	2376-956	2376-957	POA	-	-
1/2-50	GH3	2376-961	2376-962	2376-963	POA	-	-
1/2-64	GH1	2377-025	2377-026	2377-027	POA	-	-
1/2-68	GH3	2377-031	2377-032	2377-033	POA	-	-
1/2-80	GH2	2377-064	2377-065	2377-066	POA	-	-
33/64-13	GH3	2377-095	2377-096	2377-097	POA	-	-
37/64-18	GH3	2377-102	2377-103	2377-104	POA	-	-
17/32-13	GH3	2377-179	2377-180	2377-181	POA	-	-
17/32-20	GH3	2377-200	2377-201	2377-202	POA	-	-
9/16-8	GH4	2377-380	2377-381	2377-382	POA	-	-
9/16-10	GH5	2377-383	2377-384	2377-385	POA	-	-
9/16-11	GH3	2377-386	2377-387	2377-388	POA	-	-
9/16-12	GH3	-	-	-	-	2393-853	30.20
9/16-12	GH5	2377-389	2377-390	2377-391	POA	2393-855	POA
9/16-14	GH3	2377-392	2377-393	2377-394	POA	-	-
9/16-16	GH3	2377-399	2377-400	2377-401	POA	-	-
9/16-18	GH3	-	-	-	-	2393-860	30.20
9/16-20	GH3	2377-409	2377-410	2377-411	POA	-	-
9/16-20	GH20	-	2377-415	-	POA	-	-
9/16-24	GH3	2377-421	2377-422	2377-423	POA	-	-
9/16-27	GH3	2377-442	2377-443	2377-444	POA	-	-
9/16-28	GH3	2377-457	2377-458	2377-459	POA	-	-
9/16-32	GH3	2377-472	2377-473	2377-474	POA	-	-
9/16-40	GH3	2377-502	2377-503	2377-504	POA	-	-
19/32-32	GH3	2377-740	2377-741	2377-742	POA	-	-
5/8-9	GH3	2377-899	2377-900	2377-901	POA	-	-
5/8-10	GH3	2377-902	2377-903	2377-904	POA	-	-
5/8-11	GH5	3526-551	3526-552	3526-553	POA	-	-
5/8-11 1/2	GH3	2377-905	2377-906	2377-907	POA	-	-
5/8-12	GH3	2377-915	2377-916	2377-917	POA	-	-
5/8-14	GH3	2377-930	2377-931	2377-932	POA	-	-
5/8-16	GH3	2377-945	2377-946	2377-947	POA	-	-
5/8-18	GH1	2377-948	2377-949	2377-950	POA	-	-
5/8-18	GH5	3526-751	3526-752	3526-753	POA	-	-
5/8-20	GH3	2377-957	2377-958	2377-959	POA	-	-
5/8-24	GH3	2377-969	2377-970	2377-971	35.93	-	-
5/8-27	GH3	2377-987	2377-988	2377-989	POA	-	-
5/8-28	GH3	2377-999	2378-000	2378-001	POA	-	-
5/8-32	GH3	2378-011	2378-012	2378-013	35.93	-	-
5/8-40	GH3	2378-035	2378-036	2378-037	POA	-	-

SIZE	GH LIMIT	BOTTOMING	PLUG	TAPER	PRICE EACH
41/64-11	GH3	2378-135	2378-136	2378-137	POA
41/64-18	GH3	2378-142	2378-143	2378-144	POA
11/16-10	GH3	2378-400	2378-401	2378-402	POA
11/16-11	PG1	2378-403	-	-	POA
11/16-12	GH3	2378-406	2378-407	2378-408	POA
11/16-14	GH3	2378-418	2378-419	2378-420	POA
11/16-18	GH3	2378-430	2378-431	-	$44.36
11/16-20	GH3	2378-442	2378-443	2378-444	POA
11/16-24	GH3	2378-455	2378-456	2378-457	POA
11/16-24	GH5	2378-461	2378-462	2378-463	POA
11/16-32	GH3	2378-497	2378-498	2378-499	POA
11/16-40	GH2	2378-521	2378-522	2378-523	POA
23/32-12	GH3	2378-686	2378-687	2378-688	POA
3/4-8	GH4	2378-885	2378-886	2378-887	POA
3/4-10	GH1	2378-888	2378-889	2378-890	POA
3/4-10	GH5	2378-891	2378-892	2378-893	POA
3/4-11	GH3	2378-894	2378-895	2378-896	POA
3/4-12	GH3	2378-898	2378-899	2378-900	POA
3/4-14	GH3	2378-921	2378-922	2378-923	POA
3/4-16	GH12	2378-912	2378-913	-	POA
3/4-18	GH3	2378-915	2378-916	2378-917	44.36
3/4-20	GH3	2378-930	2378-931	-	44.36
3/4-24	GH3	2378-951	2378-952	2378-953	44.36
3/4-27	GH3	2378-981	2378-982	2378-983	POA
3/4-28	GH3	2378-984	2378-985	2378-986	POA
3/4-32	GH3	2378-996	2378-997	2378-998	44.36
3/4-40	GH3	2379-026	2379-027	2379-028	POA
49/64-10	GH3	2379-178	2379-179	2379-180	POA
49/64-12	GH3	2379-181	2379-182	2379-183	POA
25/32-18	GH5	2379-288	2379-289	2379-290	POA
25/32-32	GH3	2379-327	2379-328	2379-329	POA
13/16-10	GH4	2379-500	2379-501	2379-502	POA
13/16-12	GH3	2379-512	2379-513	2379-514	POA
13/16-12	GH5	2379-515	2379-516	2379-517	POA
13/16-14	GH3	2379-521	2379-522	2379-523	POA
13/16-16	GH4	2379-525	2379-526	2379-527	POA
13/16-16	GH5	2379-528	2379-529	2379-530	POA
13/16-18	GH3	2379-540	2379-541	2379-542	POA
13/16-20	GH2	2379-555	2379-556	2379-557	POA
13/16-24	GH3	2379-576	2379-577	2379-578	POA
13/16-32	GH2	2379-621	2379-622	2379-623	POA
7/8-9	GH3	2380-016	2380-017	2380-018	POA
7/8-9	GH6	2380-010	2380-011	2380-012	POA
7/8-9	GH12	2380-013	2380-014	2380-015	POA
7/8-10	GH3	2380-020	2380-021	2380-022	POA
7/8-11	GH3	2380-023	2380-024	2380-025	POA
7/8-12	GH5	2380-029	2380-030	2380-031	POA
7/8-14	GH6	2380-038	2380-039	2380-040	POA
7/8-14	GH7	2380-032	2380-033	2380-034	POA
7/8-14	GH12	2380-035	2380-036	2380-037	POA
7/8-18	GH4	2380-055	2380-056	2380-057	POA
7/8-20	GH3	2380-070	2380-071	2380-072	POA
7/8-24	GH3	2380-094	2380-095	2380-096	POA
7/8-24	GH4	2380-097	2380-098	2380-099	POA
7/8-24	GH7	2380-091	2380-092	2380-093	POA
7/8-27	GH3	2380-106	2380-107	2380-108	POA
7/8-28	GH3	2380-121	2380-122	2380-123	POA
7/8-32	GH3	2380-136	2380-137	2380-138	POA
7/8-40	GH3	2380-166	2380-167	2380-168	POA
57/64-9	GH4	2380-236	2380-237	2380-238	POA
29/32-9	GH4	2380-316	2380-317	2380-318	POA
29/32-14	GH4	2380-334	2380-335	2380-336	POA
29/32-14	GH5	2380-337	2380-338	2380-339	POA
29/32-18	GH3	2380-346	2380-347	2380-348	POA
29/32-32	GH3	2380-374	2380-375	2380-376	POA
15/16-9	GH3	2380-524	2380-525	2380-526	POA
15/16-12	GH4	2380-536	2380-537	2380-538	POA
15/16-14	GH4	2380-551	2380-552	2380-553	POA
15/16-16	GH4	2380-566	2380-567	2380-568	POA
15/16-18	GH4	2380-584	2380-585	2380-586	POA
15/16-20	GH4	2380-596	2380-597	2380-598	POA
15/16-24	GH4	2380-617	2380-618	2380-619	POA
15/16-32	GH3	2380-662	2380-663	2380-664	POA
15/16-40	GH3	2380-669	2380-670	2380-671	POA
31/32-32	GH3	2380-845	2380-846	2380-847	POA
1”-8	GH12	2381-013	2381-014	2381-015	POA
1”-9	GH4	2381-025	2381-026	2381-027	POA
1”-10	GH4	2381-041	2381-042	2381-043	POA
1”-16	GH3	2381-047	2381-048	-	POA
1”-18	GH4	2381-060	2381-061	2381-062	POA
1”-20	GH3	2381-072	2381-073	-	POA
1”-24	GH3	2381-090	2381-091	2381-092	POA
1”-27	GH3	2381-102	2381-103	2381-104	POA
1”-28	GH3	2381-110	2381-111	2381-112	POA
1”-29	GH3	2381-120	2381-121	2381-122	POA
1”-32	GH3	2381-114	2381-115	2381-116	POA
1”-40	GH3	2381-138	2381-139	2381-140	POA

(continued)

Left Hand Special Hand Taps

High Speed Steel

FOR 2 OR MORE PIECES, CALL FOR PRICE

WARNING: This product contains Cobalt and/or Nickel and/or Lead a chemical known to the state of California to cause cancer or birth defects or other reproductive harm. For more information: www.prop65.ca.gov. **WARNING:** Cutting tools may shatter. Always wear approved safety glasses and mask when regrinding.

Bottom

Plug

Taper

1

SIZE	GH LIMIT	Pittsburg® ALLEGHANY BOTTOMING	PLUG	TAPER	PRICE EACH
1 1/64-8	GH4	2381-224	2381-225	2381-226	POA
1 1/64-14	GH4	2381-236	2381-237	2381-238	POA
1 1/32-8	GH4	2381-304	2381-305	2381-306	POA
1 1/32-14	GH4	2381-317	2381-318	2381-319	POA
1 1/16-12	GH4	2381-462	2381-463	2381-464	$114.40
1 1/16-14	GH4	2381-474	2381-475	2381-476	POA
1 1/16-16	GH5	2381-486	2381-487	2381-488	POA
1 1/16-18	GH4	2381-498	2381-499	2381-500	114.40
1 1/16-20	GH4	2381-516	2381-517	2381-518	POA
1 1/16-24	GH4	2381-528	2381-529	2381-530	POA
1 1/8-6	GH4	2381-731	2381-732	2381-733	POA
1 1/8-7	GH1	2381-734	2381-735	2381-736	POA
1 1/8-8	GH4	2381-738	2381-739	2381-740	117.21
1 1/8-10	GH4	2381-750	2381-751	2381-752	POA
1 1/8-12	GH3	2381-763	2381-764	2381-765	POA
1 1/8-14	GH5	2381-772	2381-773	2381-774	POA
1 1/8-16	GH3	2381-787	2381-788	2381-789	POA
1 1/8-18	GH3	2381-799	2381-800	2381-801	POA
1 1/8-20	GH4	2381-817	2381-818	2381-819	POA
1 1/8-24	GH4	2381-829	2381-830	2381-831	POA
1 1/8-28	GH4	2381-854	2381-855	2381-856	POA
1 1/8-32	GH4	2381-866	2381-867	2381-868	POA
1 1/8-40	GH3	2381-880	2381-881	2381-882	POA
1 11/64-18	GH4	2381-886	2381-887	2381-888	POA
1 3/16-8	GH4	2382-045	2382-046	2382-047	POA
1 3/16-10	GH4	2382-051	2382-052	2382-053	POA
1 3/16-12	GH4	2382-060	2382-061	2382-062	POA
1 3/16-14	GH4	2382-072	2382-073	2382-074	POA
1 3/16-16	GH4	2382-078	2382-079	2382-080	POA
1 3/16-18	GH4	2382-087	2382-088	2382-089	POA
1 3/16-20	GH4	2382-105	2382-106	2382-107	POA
1 3/16-24	GH4	2382-120	2382-121	2382-122	POA
1 1/4-6	GH4	2382-290	2382-291	2382-292	POA
1 1/4-8	GH4	2382-300	2382-301	2382-302	117.21
1 1/4-10	GH4	2382-312	2382-313	2382-314	POA
1 1/4-14	GH4	2382-336	2382-337	2382-338	POA
1 1/4-16	GH4	2382-348	2382-349	2382-350	POA
1 1/4-18	GH4	2382-360	2382-361	2382-362	POA
1 1/4-20	GH3	2382-378	2382-379	2382-380	POA
1 1/4-24	GH4	2382-390	2382-391	2382-392	POA
1 1/4-32	GH4	2382-417	2382-418	2382-419	POA
1 1/4-40	GH3	2382-429	2382-430	2382-431	POA
1 9/32-20	GH2	2382-479	2382-480	2382-481	POA
1 5/16-7	GH4	2382-540	2382-541	2382-542	POA
1 5/16-8	GH6	2382-546	2382-547	2382-548	POA
1 5/16-12	GH4	2382-572	2382-573	2382-574	POA
1 5/16-14	GH2	2382-578	2382-579	2382-580	POA
1 5/16-16	GH2	2382-584	2382-585	2382-586	POA
1 5/16-18	GH2	2382-593	2382-594	2382-595	POA
1 5/16-20	GH4	2382-611	2382-612	2382-613	180.70
1 5/16-24	GH4	2382-626	2382-627	2382-628	POA
1 3/8-5	GH1	2382-790	2382-791	2382-792	POA
1 3/8-8	GH4	2382-800	2382-801	2382-802	190.42
1 3/8-10	GH4	2382-812	2382-813	2382-814	POA
1 3/8-14	GH2	2382-830	2382-831	2382-832	POA
1 3/8-14	GH4	2382-833	2382-834	2382-835	POA
1 3/8-16	GH3	2382-842	2382-843	2382-844	POA
1 3/8-16	GH4	2382-845	2382-846	2382-847	POA
1 3/8-18	GH4	2382-854	2382-855	2382-856	POA
1 3/8-20	GH4	2382-872	2382-873	2382-874	POA
1 3/8-24	GH4	2382-887	2382-888	2382-889	POA
1 3/8-32	GH4	2382-905	2382-906	2382-907	POA
1 7/16-10	GH5	2383-051	2383-052	2383-053	POA
1 7/16-12	GH4	2383-063	2383-064	2383-065	POA
1 7/16-16	GH4	2383-087	2383-088	2383-089	244.40
1 7/16-18	GH4	2383-099	2383-100	2383-101	POA
1 7/16-20	GH4	2383-108	2383-109	2383-110	POA
1 1/2-8	GH4	2383-286	2383-287	2383-288	252.94
1 1/2-10	GH4	2383-298	2383-299	2383-300	POA
1 1/2-14	GH4	2383-312	2383-313	2383-314	POA
1 1/2-14	GH5	2383-315	2383-316	2383-317	POA
1 1/2-16	GH6	2383-325	2383-326	2383-327	POA
1 1/2-18	GH4	2383-331	2383-332	2383-333	POA
1 1/2-20	GH4	2383-339	2383-340	2383-341	POA
1 1/2-24	GH4	2383-353	2383-354	2383-355	POA

SIZE	GH LIMIT	Pittsburg® ALLEGHANY BOTTOMING	PLUG	TAPER	PRICE EACH
1 9/16-8	GH4	2383-606	2383-607	2383-608	POA
1 9/16-12	GH6	2383-660	2383-661	2383-662	POA
1 9/16-16	GH5	2383-675	2383-676	2383-677	POA
1 9/16-18	GH6	2383-695	2383-696	2383-697	POA
1 9/16-20	GH8	2383-710	2383-711	2383-712	POA
1 5/8-5	GH6	2383-870	2383-871	2383-872	POA
1 5/8-5 1/2	GH6	2383-876	2383-877	2383-878	POA
1 5/8-6	GH7	2383-882	2383-883	2383-884	POA
1 5/8-8	GH4	2383-888	2383-889	2383-890	POA
1 5/8-10	GH6	2383-900	2383-901	2383-902	POA
1 5/8-12	GH5	2383-912	2383-913	2383-914	POA
1 5/8-14	GH6	2383-924	2383-925	2383-926	POA
1 5/8-16	GH6	2383-939	2383-940	2383-941	POA
1 5/8-18	GH5	2383-954	2383-955	2383-956	POA
1 5/8-20	GH5	2383-966	2383-967	2383-968	POA
1 5/8-24	GH3	2383-978	2383-979	2383-980	POA
1 11/16-10	GH4	2384-075	2384-076	2384-077	POA
1 11/16-12	GH4	2384-095	2384-096	2384-097	POA
1 11/16-16	GH4	2384-122	2384-123	2384-124	POA
1 11/16-24	GH4	2384-161	2384-162	2384-163	POA
1 3/4-5	GH5	2384-206	2384-207	2384-208	$516.30
1 3/4-8	GH6	2384-230	2384-231	2384-232	353.63
1 3/4-10	GH5	2384-242	2384-243	2384-244	POA
1 3/4-12	GH5	2384-254	2384-255	2384-256	POA
1 3/4-16	GH5	2384-278	2384-279	2384-280	POA
1 3/4-18	GH6	2384-290	2384-291	2384-292	POA
1 3/4-20	GH8	2384-302	2384-303	2384-304	POA
1 3/4-24	GH6	2384-308	2384-309	2384-310	POA
1 13/16-20	GH4	2384-452	2384-453	2384-454	POA
1 7/8-5	GH7	2384-515	2384-516	2384-517	POA
1 7/8-8	GH7	2384-530	2384-531	2384-532	POA
1 7/8-10	GH7	2384-536	2384-537	2384-538	POA
1 7/8-12	GH5	2384-551	2384-552	2384-553	POA
1 7/8-16	GH5	2384-572	2384-573	2384-574	POA
1 7/8-18	GH5	2384-584	2384-585	2384-586	POA
1 7/8-20	GH5	2384-599	2384-600	2384-601	POA
1 29/32-20	GH5	2384-679	2384-680	2384-681	POA
1 15/16-10	GH6	2384-712	2384-713	2384-714	POA
1 15/16-12	GH6	2384-773	2384-774	2384-775	POA
1 15/16-16	GH6	2384-797	2384-798	2384-799	POA
1 15/16-18	GH6	2384-809	2384-810	2384-811	POA
1 15/16-20	GH6	2384-821	2384-822	2384-823	POA
2"-4 1/2	GH6	2385-445	2385-446	2385-447	POA
2"-6	GH6	2384-910	2384-911	2384-912	POA
2"-8	GH6	2384-925	2384-926	2384-927	POA
2"-10	GH6	2384-937	2384-938	2384-939	POA
2"-12	GH6	2384-949	2384-950	2384-951	POA
2"-14	GH6	2384-961	2384-962	2384-963	POA
2"-16	GH6	2384-973	2384-974	2384-975	POA
2"-18	GH6	2384-985	2384-986	2384-987	POA
2"-20	GH6	2384-997	2384-998	2384-999	POA
2 1/8-12	GH5	2385-234	2385-235	2385-236	POA
2 1/8-16	GH6	2385-243	2385-244	2385-245	POA
2 1/4-4 1/2	GH5	2385-442	2385-443	2385-444	POA
2 1/4-5	GH5	2385-486	2385-487	2385-488	POA
2 1/4-16	GH5	2385-516	2385-517	2385-518	POA
2 5/16-24	GH5	2385-641	2385-642	2385-643	POA
2 3/8-16	GH6	2385-735	2385-736	2385-737	POA
2 1/2-8	GH5	2385-916	2385-917	2385-918	POA
2 1/2-12	GH5	2385-931	2385-932	2385-933	POA
2 1/2-16	GH6	2385-958	2385-959	2385-960	POA
2 7/32-20	GH5	2385-524	2385-525	2385-526	POA
2 5/8-16	GH5	2386-198	2386-199	2386-200	POA
2 11/16-16	GH6	2386-248	2386-249	2386-250	POA
2 3/4-4	GH8	2386-308	2386-309	2386-310	POA
2 3/4-8	GH6	2386-320	2386-321	2386-322	POA
2 3/4-12	GH6	2386-334	2386-335	2386-336	POA
2 3/4-20	GH6	2386-370	2386-371	2386-372	POA
2 7/8-24	GH6	2386-465	2386-466	2386-467	POA
3"-8	GH6	2386-643	2386-644	2386-645	POA
3"-12	GH6	2386-661	2386-662	2386-663	POA
3"-16	GH6	2386-676	2386-677	2386-678	POA
3 1/4-6	GH6	-	2386-681	-	843.70

STI - Screw Thread Insert Taps - High Speed Steel - NC & NF

STI - Hand Taps

Bottom

Plug

SIZE	GH	# OF FLTS.	Pittsburg® ALLEGHANY ORDER NO. BOTTOM	ORDER NO. PLUG	PRICE EACH	USA MADE ORDER NO. BOTTOM	ORDER NO. PLUG	PRICE EACH
2-56	2	3	3470-721	3470-722	$5.89	3560-721	3560-722	$19.70
3-56	2	3	–	–	–	3560-723	3560-724	POA
4-40	1	3	3471-711	3471-712	4.97	3561-711	3561-712	13.11
4-40	2	3	3471-721	3471-722	4.97	3561-721	3561-722	19.70
4-48		3	–	–	–	3561-723	3561-724	POA
5-40	2	3	3472-121	3472-122	4.97	3562-121	3562-122	19.70
6-32	2	3	3472-521	3472-522	4.97	3562-521	3562-522	13.11
6-32	3	3	3472-531	3472-532	4.97	3562-531	3562-532	19.70
6-40	2	3	3472-721	3472-722	4.97	–	–	–
8-32	2	3	3472-921	3472-922	4.97	3562-921	3562-922	13.11
8-32	3	3	3472-931	3472-932	4.97	3562-931	3562-932	19.70
8-36	3	3	–	–	–	3562-933	3562-934	POA
10-24	2	3	3473-321	3473-322	5.20	3563-321	3563-322	17.91
10-24	3	3	3473-331	3473-332	21.14	3563-331	3563-332	13.69
10-32	2	3	3473-521	3473-522	5.20	3563-521	3563-522	13.69
10-32	3	3	3473-531	3473-532	5.20	3563-531	3563-532	21.14
12-24	3	3	3473-731	3473-732	5.20	3563-731	3563-732	21.77
1/4-20	2	3	3474-121	3474-122	5.50	3564-121	3564-122	15.11
1/4-20	3	3	3474-131	3474-132	5.50	3564-131	3564-132	21.77
1/4-28	2	3	3474-321	3474-322	5.50	3564-321	3564-322	15.11
1/4-28	3	3	3474-331	3474-332	5.50	3564-331	3564-332	21.77
5/16-18	3	4	3474-531	3474-532	5.94	3564-531	3564-532	23.66
5/16-18	4	4	–	–	–	3564-541	3564-542	17.54
5/16-24	2	4	–	–	–	3564-721	3564-722	21.08
5/16-24	3	4	3474-731	3474-732	5.94	3564-731	3564-732	23.66
3/8-16	3	4	3474-931	3474-932	7.64	3564-931	3564-932	29.23
3/8-16	4	4	–	–	–	3564-941	3564-942	21.43
3/8-24	2	4	–	–	–	3565-121	3565-122	20.42
3/8-24	3	4	3475-131	3475-132	7.64	3565-131	3565-132	29.23
7/16-14	3	4	3475-331	3475-332	9.21	3565-331	3565-332	36.07
7/16-14	4	4	–	–	–	3565-341	3565-342	23.52
7/16-20	3	4	3475-531	3475-532	9.21	3565-531	3565-532	36.07
7/16-20	4	4	3475-541	–	9.21	3565-541	3565-542	23.52
1/2-13	3	4	3475-731	3475-732	9.73	3565-731	3565-732	40.76
1/2-13	4	4	–	–	–	3565-741	3565-742	30.23
1/2-20	3	4	3475-931	3475-932	9.73	3565-931	3565-932	40.76
1/2-20	4	4	–	–	–	3565-941	3565-942	30.23
5/8-11	3	4	3476-531	3476-532	22.74	3566-531	3566-532	74.25
5/8-11	4	4	–	–	–	3566-541	3566-542	69.56
5/8-18	3	4	3476-731	3476-732	22.74	3566-731	3566-732	69.56
5/8-18	4	4	–	–	–	3566-741	3566-742	69.56
3/4-10	3	4	3477-331	3477-332	27.89	3567-331	3567-332	106.65
3/4-10	5	4	–	–	–	3567-351	3567-352	97.32
3/4-16	3	4	3477-531	3477-532	27.89	3567-531	3567-532	97.32
3/4-16	4	4	–	–	–	3567-541	3567-542	97.32
7/8-9	3	4	–	–	–	3567-731	3567-732	149.26
7/8-9	4	4	3477-741	3477-742	34.00	3567-741	3567-742	160.65
7/8-9	5	4	–	–	–	3567-751	3567-752	149.26
7/8-14	3	4	–	–	–	3567-931	3567-932	149.26
7/8-14	4	4	3477-941	3477-942	34.00	3567-941	3567-942	160.65
1-8	4	4	3478-141	3478-142	42.56	3568-141	3568-142	201.15
1-8	6	4	–	–	–	3568-161	3568-162	149.00
1-12	4	4	3478-341	3478-342	42.56	3568-341	3568-342	201.15
1-14	4	4	3478-541	3478-542	42.56	3568-541	3568-542	191.23
1-1/8	4	4	–	–	–	3568-741	3568-742	POA
1-1/4	4	4	–	–	–	3569-342	3569-342	POA

STI- Spiral Point Plug Taps

SIZE	GH	# OF FLTS.	Pittsburg® ALLEGHANY ORDER NO.	PRICE EACH	USA MADE ORDER NO.	PRICE EACH
2-56	2	2	3580-722	$6.80	3400-722	$11.73
4-40	1	2	3581-712	5.75	3401-712	10.48
4-40	2	2	3581-722	5.75	3401-722	20.88
5-40	2	2	3582-122	5.75	3402-122	10.48
6-32	2	2	3582-522	5.75	3402-522	10.48
6-32	3	2	3582-532	5.75	3402-532	20.88
6-40	2	2	3582-722	5.75	3402-722	10.48
8-32	2	2	3582-922	5.75	3402-922	10.48
8-32	3	2	3582-932	5.75	3402-932	20.88
10-24	2	2	3583-322	6.00	3403-322	10.74
10-24	3	2	3583-332	6.00	3403-332	22.41
10-32	2	2	3583-522	6.00	3403-522	10.74
10-32	3	2	3583-532	6.00	3403-532	22.41
12-24	3	2	3583-732	6.00	3403-732	15.07
1/4-20	2	2	3584-122	6.35	3404-122	11.35
1/4-20	3	2	3584-132	6.35	3404-132	23.08
1/4-28	2	2	3584-322	6.35	3404-322	11.35
1/4-28	3	2	3584-332	6.35	3404-332	23.08
5/16-18	3	3	3584-532	6.85	3404-532	25.08
5/16-18	4	3	-	-	3404-542	14.27
5/16-24	2	3	-	-	3404-722	12.75
5/16-24	3	3	3584-732	6.85	3404-732	25.08
3/8-16	3	3	3584-932	8.80	3404-932	30.99
3/8-16	4	3	-	-	3404-942	16.01
3/8-24	2	3	-	-	3405-122	16.01
3/8-24	3	3	3585-132	8.80	3405-132	17.35
7/16-14	3	3	3585-332	10.60	3405-332	38.23
7/16-14	4	3	-	-	3405-342	22.72
7/16-20	3	3	3585-532	10.60	3405-532	38.23
7/16-20	4	3	-	-	3405-542	22.72
1/2-13	3	3	3585-732	11.20	3405-732	43.21
1/2-13	4	3	-	-	3405-742	24.54
1/2-20	3	3	3586-132	11.20	3405-932	43.21
1/2-20	4	3	-	-	3405-942	24.54

WARNING: This product contains Cobalt and/or Nickel and/or Lead a chemical known to the state of California to cause cancer or birth defects or other reproductive harm. For more information: www.prop65.ca.gov. **WARNING:** Cutting tools may shatter. Always wear approved safety glasses and mask when regrinding.

STI- Fast Spiral Flute Bottoming Taps



SIZE	GH	# OF FLTS.	Pittsburg® ALLEGHANY ORDER NO.	PRICE EACH	USA MADE ORDER NO.	PRICE EACH
2-56	1	2	3638-511	$9.45	3587-511	$31.77
2-56	2	2	3638-514	9.45	3587-514	29.12
4-40	1	2	3638-551	8.00	3587-551	24.31
4-40	2	2	3638-554	8.00	3587-554	29.12
4-40	2	3	3638-555	8.00	3587-555	24.31
5-40	2	3	3638-584	8.00	3587-584	29.12
6-32	2	3	3638-601	8.00	3587-601	24.31
6-32	3	3	3638-604	8.00	3587-604	29.12
6-40	2	3	3638-614	8.00	3587-614	24.31
8-32	2	3	3638-621	8.00	3587-621	24.31
8-32	3	3	3638-624	8.00	3587-624	29.12
10-24	3	3	3638-644	8.35	3587-644	29.12
10-32	2	3	3638-651	8.35	3587-651	25.34
10-32	3	3	3638-654	8.35	3587-654	29.12
1/4-20	2	3	3638-701	8.80	3587-701	26.78
1/4-20	3	3	3638-704	8.80	3587-704	31.36

SIZE	GH	# OF FLTS.	Pittsburg® ALLEGHANY ORDER NO.	PRICE EACH	USA MADE ORDER NO.	PRICE EACH
1/4-28	2	3	3638-711	$8.80	3587-711	$26.78
1/4-28	3	3	3638-714	8.80	3587-714	31.36
5/16-18	3	3	3638-721	9.55	3587-721	29.06
5/16-18	4	3	-	-	3587-724	29.06
5/16-24	2	3	-	-	3587-731	29.06
5/16-24	3	3	3638-734	9.55	3587-734	29.06
3/8-16	3	3	3638-741	12.25	3587-741	50.40
3/8-16	4	3	-	-	3587-743	37.40
3/8-24	2	3	3638-751	12.25	3587-751	37.40
3/8-24	3	3	3638-754	12.25	3587-754	50.40
7/16-14	3	4	3638-761	14.75	3587-761	55.72
7/16-14	4	4	-	-	3587-764	43.53
7/16-20	3	3	3638-771	14.75	3587-771	55.72
7/16-20	4	3	3638-774	14.75	3587-774	43.53
1/2-13	3	4	3638-781	15.60	-	-
1/2-13	4	4	3638-784	15.60	3587-784	55.89
1/2-20	3	4	3638-791	15.60	3587-791	72.58

Metric STI - Screw Thread Insert Taps -
High Speed Steel

WARNING: This product contains Cobalt and/or Nickel and/or Lead a chemical known to the state of California to cause cancer or birth defects or other reproductive harm. For more information: www.prop65.ca.gov. **WARNING:** Cutting tools may shatter. Always wear approved safety glasses and mask when regrinding.

STI - Metric Hand Taps

3



2

Pittsburg® ALLEGHANY — USA MADE

SIZE	# OF FLTS.	LIMIT	ORDER NO. BOTTOM	ORDER NO. PLUG	PRICE EACH	LIMIT	ORDER NO. BOTTOM	ORDER NO. PLUG	PRICE EACH
2.2 x 0.45	3	D1	3490-145	3490-146	$6.24	D1	3637-145	3637-146	$15.70
2.5 X 0.45	3	D1	3490-172	3490-173	6.24	D1	3637-172	3637-173	15.70
3.0 x 0.50	3	D1	3490-227	3490-228	5.06	D1	3637-227	3637-228	14.46
3.5 x 0.60	3	D1	3490-281	3490-282	5.06	D4	3637-281†	3637-282†	8.98
4.0 x 0.70	3	D1	3490-326	3490-327	5.06	D1	3637-326	3637-327	14.46
5.0 x 0.80	3	D1	3490-389	3490-390	5.06	D1	3637-389	3637-390	19.70
6.0 x 1.00	3	D2	3490-465	3490-466	5.06	D2	3637-465	3637-466	15.91
8.0 x 1.00	4	D2	3490-568	3490-569	5.69	D5	3637-568†	–	10.07
8.0 x 1.25	4	D2	3490-576	3490-577	5.69	D2	3637-576	3637-577	17.28
9.0 x 1.25	4	-	-	–	–	D5	3637-631†	3637-632†	10.75
10.0 x 1.00	4	D2	3490-676	3490-677	11.13	D6	–	3637-677†	13.20
10.0 x 1.25	4	D2	3490-685	3490-686	11.13	D6	3637-685†	3637-686†	POA
10.0 x 1.50	4	D3	3490-694	3490-695	11.13	D3	3637-694	3637-695	22.24
11.0 x 1.00	4	-	-	–	–	D6	3637-712†	3637-713†	14.80
11.0 x 1.25	4	-	-	–	–	D6	3637-730†	3637-731†	14.80
11.0 x 1.50	4	-	-	–	–	D6	3637-739†	–	14.80
12.0 x 1.25	4	D3	3490-778	3490-779	13.06	–	–	–	–
12.0 x 1.50	4	D3	3490-784	3490-785	13.06	–	–	–	–
12.0 x 1.75	4	D3	3490-801	3490-802	13.06	D3	3637-801	3637-802	31.39
14.0 x 1.50	4	D3	3490-945	3490-946	22.06	D7	3637-945†	–	22.80
14.0 x 2.00	4	D4	3490-963	3490-964	22.06	D7	3637-963†	–	22.80
16.0 x 1.50	4	D3	3491-061	3491-062	25.36	D7	–	3638-062†	30.05
16.0 x 2.00	4	D4	3491-070	3491-071	25.36	–	–	–	–
18.0 x 1.50	4	D3	3491-133	3491-134	32.84	–	–	–	–
18.0 x 2.50	4	D4	3491-151	3491-152	32.84	D7	3638-151†	3638-152†	38.95
20.0 x 1.50	4	D3	3491-223	3491-224	44.94	D7	–	3638-224†	53.25
20.0 x 2.50	4	D4	3491-241	3491-242	44.94	–	–	–	–

Metric STI - Fast Spiral Flute Taps

2

USA MADE

SIZE	# OF FLTS.	LIMIT	ORDER NO. BOTTOM	ORDER NO. PLUG	PRICE EACH
2.2 X 0.45	2	D1	3636-145	–	$26.74
2.5 X 0.45	2	D1	3636-172	–	26.74
3.0 x 0.50	2	D1	3636-222	–	26.74
3.0 x 0.50	3	D1	3636-226	3636-227	26.74
3.5 x 0.60	3	D1	3636-280	–	26.74
4.0 x 0.70	3	D1	3636-325	3636-326	26.74
5.0 x 0.80	3	D1	3636-388	3636-389	27.90
6.0 x 1.00	3	D2	3636-464	3636-465	29.44
8.0 x 1.00	3	D2	3636-568	–	31.95
8.0 x 1.25	3	D2	3636-577	3636-578	31.95
10.0 x 1.00	3	D2	3636-676	–	41.13
10.0 x 1.25	3	D2	3636-685	–	41.13
10.0 x 1.50	3	D3	3636-694	3636-695	41.13
12.0 x 1.25	4	D3	3636-778	–	61.46
12.0 x 1.75	4	D3	3636-801	–	61.46

Metric STI - Spiral Point Plug Taps

2

USA MADE

SIZE	# OF FLTS.	LIMIT	ORDER NO.	PRICE EACH
2.5 X 0.45	2	D1	3635-166	$18.58
3.0 x 0.50	2	D1	3635-184	16.63
3.5 x 0.60	2	D1	3635-202	16.63
4.0 x 0.70	2	D1	3635-217	16.63
4.0 x 0.70	2	D2	3635-219	16.63
5.0 x 0.80	2	D1	3635-238	17.33
5.0 x 0.80	2	D2	3635-240	17.33
6.0 x 1.00	2	D2	3635-263	33.70
8.0 x 1.00	3	D2	3635-290	21.22
8.0 x 1.25	3	D2	3635-298	19.87
10.0 x 1.00	3	D2	3635-331	25.59
10.0 x 1.25	3	D2	3635-334	42.18
10.0 x 1.50	3	D3	3635-337	25.59
12.0 x 1.25	3	D3	3635-365	58.46
12.0 x 1.50	3	D3	3635-367	38.22
12.0 x 1.75	3	D3	3635-373	38.22

Thread Forming Taps

High Speed Steel

2

MADE IN USA

WARNING: This product contains Cobalt and/or Nickel and/or Lead a chemical known to the state of California to cause cancer or birth defects or other reproductive harm. For more information: www.prop65.ca.gov. **WARNING:** Cutting tools may shatter. Always wear approved safety glasses and mask when regrinding.



SIZE	H-LIMIT	BOTTOM ORDER NO.	PLUG ORDER NO.	PRICE EACH
0-80	H2	6370-121	–	$19.12
1-64	H2	6370-321	–	19.12
1-72	H2	6370-521	–	19.12
2-56	H2	6370-721	–	19.00
2-56	H3	6370-731	–	19.00
2-64	H2	6370-921	6370-922	19.00
2-64	H3	6370-931	–	19.00
3-48	H2	6371-121	–	12.61
3-48	H3	6371-131	–	19.00
3-56	H2	6371-321	6371-322	10.56
3-56	H3	6371-331	–	19.00
4-40	H3	6371-731	6371-732	17.12
4-40	H5	6371-751	6371-752	17.12
4-48	H3	6371-931	6371-932	17.12
4-48	H5	6371-951	6371-952	11.36
4-48	H6	6371-961	–	9.51
5-40	H3	6372-131	6372-132	17.12
5-40	H5	6372-151	6372-152	17.12
5-40	H7	–	6372-172	9.51
5-44	H3	6372-331	6372-332	9.51
5-44	H5	6372-351	6372-352	9.51
6-32	H3	6372-531	6372-532	14.11
6-32	H5	6372-551	6372-552	14.11
6-40	H3	6372-731	6372-732	14.11
6-40	H5	6372-751	6372-752	14.11
8-32	H3	6372-931	6372-932	14.63
8-32	H5	6372-951	6372-952	14.63
8-36	H3	6373-131	6373-132	14.63
8-36	H5	–	6373-152	7.84

SIZE	H-LIMIT	BOTTOM ORDER NO.	PLUG ORDER NO.	PRICE EACH
10-24	H4	6373-341	6373-342	$ 14.63
10-24	H6	6373-361	6373-362	14.63
10-32	H4	6373-541	6373-542	14.63
10-32	H6	6373-561	6373-562	14.63
12-24	H4	6373-741	6373-742	14.11
12-24	H6	6373-761	6373-762	14.11
12-28	H4	6373-941	–	7.84
12-28	H6	6373-961	6373-962	7.84
1/4-20	H4	6374-141	6374-142	15.52
1/4-20	H6	6374-161	6374-162	15.52
1/4-28	H4	6374-341	6374-342	15.52
5/16-18	H5	6374-551	6374-552	16.64
5/16-18	H7	6374-571	6374-572	16.64
5/16-24	H5	6374-751	6374-752	16.64
5/16-24	H7	6374-771	6374-772	16.64
3/8-16	H5	6374-951	6374-952	17.25
3/8-16	H7	6374-971	–	19.70
3/8-24	H5	6375-151	6375-152	19.70
3/8-24	H7	6375-171	6375-172	19.70
7/16-14	H7	6375-371	–	16.07
7/16-14	H8	6375-381	6375-382	16.07
7/16-20	H5	6375-551	–	16.07
7/16-20	H8	6375-581	6375-582	19.19
1/2-13	H5	6375-751	6375-752	32.32
1/2-13	H8	6375-781	6375-782	32.32
1/2-20	H5	6375-951	6375-952	32.32
1/2-20	H8	–	6375-982	17.96

Pulley Taps

Plug Chamfer – High Speed Steel

3

SIZE	GH	NO. OF FLUTES	THREAD LENGTH	SHANK DIA.	4" OAL ORDER NO.	4" OAL PRICE EACH	6" OAL ORDER NO.	6" OAL PRICE EACH	8" OAL ORDER NO.	8" OAL PRICE EACH	10" OAL ORDER NO.	10" OAL PRICE EACH	12" OAL ORDER NO.	12" OAL PRICE EACH
0-80	2	3	5/16	.141	2323-002†	$7.30	–	–	–	–	–	–	–	–
2-56	2	3	7/16	.141	2323-017†	7.30	–	–	–	–	–	–	–	–
2-64	2	3	7/16	.141	2323-027†	7.30	2323-032†	$32.00	–	–	–	–	–	–
3-48	2	3	1/2	.141	–	–	2323-042†	32.00	–	–	–	–	–	–
3-56	2	3	1/2	.141	2323-052†	28.97	2323-057†	32.00	–	–	–	–	–	–
4-48	2	3	9/16	.141	–	–	2323-077†	32.00	–	–	–	–	–	–
5-40	2	3	5/8	.141	2323-082†	7.30	–	–	–	–	–	–	–	–
5-44	2	3	5/8	.141	–	–	2323-097†	32.00	–	–	–	–	–	–
6-32	1	2	11/16	.141	–	–	–	–	2323-111†	$10.40	–	–	–	–
6-32	3	3	11/16	.141	2323-102†	8.10	2323-107	30.02	–	–	–	–	–	–
6-40	2	3	11/16	.141	–	–	2323-127†	30.02	–	–	–	–	–	–
8-32	3	4	3/4	.168	2323-132†	8.10	2323-137	30.02	2323-142†	39.38	–	–	–	–
8-36	3	4	3/4	.168	–	–	2323-147†	30.02	–	–	–	–	–	–
10-24	3	4	7/8	.194	2323-152†	8.10	2323-157	30.02	2323-162†	39.38	–	–	–	–
10-32	3	4	7/8	.194	2323-167†	8.10	2323-172	30.02	2323-177	39.38	–	–	–	–
12-28	3	4	15/16	.220	2323-196†	9.40	–	–	2323-207†	12.60	–	–	–	–
1/4-20	3	4	1"	.255	–	–	2323-277	34.20	2323-282	41.76	–	–	–	–
1/4-28	3	4	1"	.255	–	–	2323-297	34.20	2323-302	41.76	2323-307†	$52.20	2323-312†	$70.80
5/16-18	3	4	1-1/8	.318	–	–	2323-317	35.87	2323-322	42.93	2323-327†	55.80	2323-332†	70.80
5/16-24	3	4	1-1/8	.318	–	–	2323-337	35.87	2323-342	42.93	2323-347†	55.80	2323-352†	70.80
3/8-16	3	4	1-1/4	.381	–	–	2323-357	40.37	2323-362	47.97	2323-367	60.08	2323-372	80.96
3/8-24	3	4	1-1/4	.381	–	–	2323-377	40.37	2323-382	47.97	2323-387	60.08	2323-392	80.96
7/16-14	3	4	1-7/16	.444	–	–	2323-397	42.93	2323-402	56.25	2323-407	66.15	2323-412	82.44
7/16-20	3	4	1-7/16	.444	–	–	2323-417	42.93	2323-422	56.25	2323-427	66.15	2323-432	82.44
1/2-13	3	4	1-21/32	.507	–	–	2323-442	43.29	2323-437	56.25	2323-447	68.40	2323-452	85.00
1/2-20	3	4	1-21/32	.507	–	–	2323-457	43.29	2323-462	56.25	2323-467	68.40	2323-472	85.00
9/16-12	3	4	1-21/32	.570	–	–	2323-477	50.20	2323-482	83.00	2323-487	83.00	2323-492	98.00
9/16-18	3	4	1-21/32	.570	–	–	2323-497	50.20	2323-502	65.00	2323-507	83.00	2323-512	98.00
5/8-11	3	4	1-13/16	.633	–	–	2323-517	57.87	2323-522	73.80	2323-527	92.70	2323-532	108.00
5/8-18	3	4	1-13/16	.633	–	–	2323-537	57.87	2323-542	73.80	2323-547	92.70	2323-552	108.00
3/4-10	3	4	2"	.759	–	–	2323-557	78.75	2323-562	96.30	2323-567	109.22	2323-572	120.60
3/4-16	3	4	2"	.759	–	–	2323-577	78.75	2323-582	96.30	2323-587	109.22	2323-592	120.60

Pulley & Extension Taps

Plug Chamfer – High Speed Steel

MADE IN USA 2

Extension Tap

Pulley Tap

Type: E= Extension P= Pulley * Small Shank

SIZE	GH	# OF FLUTES	THREAD LENGTH	SHK. DIA.	TYPE E/P	6" OAL ORDER NO.	6" OAL PRICE EACH	8" OAL ORDER NO.	8" OAL PRICE EACH
6-32	3	3	11/16	.141	P	3763-107	$33.98	–	–
8-32	3	4	3/4	.168	P	3763-137	33.98	–	–
10-24	3	4	7/8	.194	P	3763-157	33.98	–	–
10-32	3	4	7/8	.194	P	3763-172	33.98	–	–
1/4-20	3	4	1	.185*	E	3763-219	39.15	–	–
1/4-20	3	4	1	.255	P	3764-277	33.65	3764-282	$44.23
1/4-28	3	4	1	.255	P	3764-297	37.17	–	–
5/16-18	3	4	1-1/8	.240*	E	3763-319	39.15	–	–
5/16-18	3	4	1-1/8	.318	P	3764-317	39.40	3764-322	45.93
5/16-24	3	4	1-1/8	.318	P	3764-337	42.32	–	–
3/8-16	3	4	1-1/4	.275*	E	3763-359	41.99	–	–
3/8-16	3	4	1-1/4	.381	P	3764-357	41.36	3764-362	49.63
3/8-24	3	4	1-1/4	.381	P	3764-377	41.80	–	–
7/16-14	3	4	1-7/16	.323	E	3763-397	51.98	–	–
7/16-14	3	4	1-7/16	.444	P	–	–	3764-402	105.10
7/16-20	3	4	1-7/16	.323	E	3763-417	51.98	–	–
1/2-13	3	4	1-21/32	.367	E	3763-437	48.11	–	–
1/2-13	3	4	1-21/32	.507	P	3764-435	64.16	3764-437	69.52
1/2-20	3	4	1-21/32	.367	E	3763-457	48.11	–	–
9/16-12	3	4	1-21/32	.429	E	3763-477	72.96	–	–
9/16-18	3	4	1-21/32	.429	E	3763-497	72.96	–	–
5/8-11	3	4	1-13/16	.480	E	3763-517	66.30	3763-527	83.56
5/8-18	3	4	1-13/16	.480	E	3763-537	66.30	–	–
3/4-10	3	4	2	.590	E	3763-557	84.24	3763-567	108.55

Pulley Taps - Bottom Chamfer

High Speed Steel

Pittsburg® ALLEGHANY 3

SIZE	GH	NO. OF FLUTES	THREAD LENGTH	SHANK DIA.	6" OAL ORDER NO.	6" OAL PRICE EACH	8" OAL ORDER NO.	8" OAL PRICE EACH
4-40	2	3	9/16	.141	2323-066†	$8.90	–	–
6-32	1	2	11/16	.141	–	–	2323-110†	$11.70
8-32	1	2	3/4	.168	2323-135†	9.90	2323-140†	11.70
8-32	3	4	3/4	.168	2323-136	9.90	–	–
10-24	1	2	7/8	.194	–	–	2323-161†	11.70
10-24	3	4	7/8	.194	2323-156	9.90	–	–
10-32	1	2	7/8	.194	–	–	2323-176†	11.70
10-32	2	4	7/8	.194	2323-170†	9.90	–	–
10-32	3	4	7/8	.194	2323-171	9.90	–	–
12-24	1	2	15/16	.220	2323-186†	11.50	2323-191†	14.20
12-24	3	4	15/16	.220	2323-187†	11.50	–	–
12-28	3	4	15/16	.220	2323-201†	11.50	–	–
1/4-20	3	4	1"	.255	2323-276	12.30	2323-281	41.76
5/16-18	3	4	1-1/8	.318	2323-316	12.90	2323-321	15.60
3/8-16	3	4	1-1/4	.381	2323-356	14.20	2323-361	17.30
7/16-14	3	4	1-7/16	.444	2323-396	15.60	2323-401	19.60
1/2-13	3	4	1-21/32	.507	2323-440	19.60	2323-441	26.50

WARNING: This product contains Cobalt and/or Nickel and/or Lead a chemical known to the state of California to cause cancer or birth defects or other reproductive harm. For more information: www.prop65.ca.gov. **WARNING:** Cutting tools may shatter. Always wear approved safety glasses and mask when regrinding.

Spiral Point Pulley Taps

Plug Chamfer – High Speed Steel

3 Pittsburg® ALLEGHANY — 2 USA MADE

SIZE	GH	FLT. NO.	THD. LGTH.	SHK. DIA.	4" OAL ORDER NO.	4" OAL PRICE EACH	6" OAL ORDER NO.	6" OAL PRICE EACH	8" OAL ORDER NO.	8" OAL PRICE EACH	10" OAL ORDER NO.	10" OAL PRICE EACH	12" OAL ORDER NO.	12" OAL PRICE EACH	USA MADE 6" OAL ORDER NO.	USA MADE 6" OAL PRICE EACH
0-80	2	2	5/16	.141	2325-002	$8.55	–	–	–	–	–	–	–	–	–	–
1-64	2	2	3/8	.141	2325-010	8.55	–	–	–	–	–	–	–	–	–	–
1-72	2	2	3/8	.141	2325-018	8.55	–	–	–	–	–	–	–	–	–	–
2-56	2	2	7/16	.141	2325-026	8.55	2325-028	$28.97	–	–	–	–	–	–	–	–
2-64	2	2	7/16	.141	2325-034	8.55	2325-035	POA	–	–	–	–	–	–	–	–
3-48	1	2	1/2	.141	2325-042	26.50	–	–	–	–	–	–	–	–	–	–
3-48	2	2	1/2	.141	2325-043	POA	2325-044	28.97	–	–	–	–	–	–	–	–
3-56	2	2	1/2	.141	–	–	2325-052	28.97	–	–	–	–	–	–	–	–
4-36	2	2	9/16	.141	–	–	2325-060	28.97	–	–	–	–	–	–	–	–
4-40	2	2	9/16	.141	2325-066	26.50	2325-068	30.00	–	–	–	–	–	–	–	–
5-40	3	2	5/8	.141	–	–	2325-084	30.00	–	–	–	–	–	–	–	–
5-48	2	2	5/8	.141	–	–	2325-086	POA	–	–	–	–	–	–	–	–
6-32	1	2	11/16	.141	–	–	–	–	2325-102	$11.90	–	–	–	–	–	–
6-32	3	2	11/16	.141	2325-098	26.50	2325-100	34.22	–	–	–	–	–	–	3763-600	$34.93
6-40	1	2	11/16	.141	–	–	2325-108	10.30	–	–	–	–	–	–	–	–
8-32	1	2	3/4	.168	–	–	–	–	2325-118	11.90	–	–	–	–	–	–
8-32	3	2	3/4	.168	2325-114	26.50	2325-116	34.22	–	–	–	–	–	–	3763-616	35.61
8-36	2	2	3/4	.168	2325-122	9.50	–	–	–	–	–	–	–	–	–	–
8-36	3	2	3/4	.168	–	–	2325-124	34.22	–	–	–	–	–	–	–	–
10-24	1	2	7/8	.194	–	–	–	–	2325-134	11.90	–	–	–	–	–	–
10-24	3	2	7/8	.194	2325-130	26.50	2325-132	34.22	–	–	–	–	–	–	3763-632	36.59
10-32	1	2	7/8	.194	–	–	–	–	2325-142	11.90	–	–	–	–	–	–
10-32	3	2	7/8	.194	2325-138	26.50	2325-140	34.22	–	–	–	–	–	–	3763-640	36.59
12-24	1	2	15/16	.220	–	–	2325-148	10.30	2325-150	11.90	–	–	–	–	–	–
12-24	3	2	15/16	.220	2325-146	9.50	–	–	–	–	–	–	–	–	–	–
12-28	3	2	15/16	.220	2325-154	9.50	2325-156	34.22	–	–	–	–	–	–	–	–
1/4-20	3	2	1"	.255	2325-162	12.10	2325-164	36.72	2325-166	46.50	–	–	2325-167	POA	3763-664	49.16
1/4-28	3	2	1"	.255	2325-170	12.10	2325-172	36.72	2325-174	46.50	–	–	2325-175	POA	3763-672	41.10
5/16-18	3	2	1-1/8	.318	2325-178	12.70	2325-180	38.16	2325-182	49.85	–	–	2325-183	POA	3763-680	41.38
5/16-24	3	2	1-1/8	.318	2325-186	12.70	2325-188	46.00	2325-190	59.00	–	–	2325-191	POA	3763-688	41.38
3/8-16	3	3	1-1/4	.381	2325-194	13.90	2325-196	43.09	2325-198	55.75	–	–	2325-199	POA	3763-696	44.71
3/8-24	3	3	1-1/4	.381	2325-202	13.90	2325-204	43.09	2325-206	55.75	–	–	–	–	3763-704	44.71
7/16-14	3	3	1-7/16	.444	–	–	2325-212	45.14	2325-214	59.19	–	–	–	–	–	–
7/16-20	3	3	1-7/16	.444	–	–	2325-220	45.14	2325-222	59.19	–	–	–	–	–	–
1/2-13	3	3	1-21/32	.507	–	–	2325-228	46.17	2325-230	62.29	2325-232	POA	–	–	–	–
1/2-20	3	3	1-21/32	.507	–	–	2325-236	46.17	2325-238	62.29	–	–	–	–	–	–
5/8-11	3	3	1-13/16	.633	–	–	2325-246	60.53	2325-248	40.80	–	–	–	–	–	–
5/8-18	3	3	1-13/16	.633	–	–	2325-254	60.53	2325-256	40.80	–	–	2325-257	POA	–	–
3/4-10	3	3	---	---	–	–	2325-750	POA	–	–	2325-234	POA	2325-235	POA	–	–
3/4-6	3	3	---	---	–	–	2325-759	POA	–	–	–	–	–	–	–	–
7/8-9	3	3	---	---	–	–	2325-770	POA	–	–	–	–	–	–	–	–

Extension Hand Taps

Small Shank – High Speed Steel

3

WARNING: This product contains Cobalt and/or Nickel and/or Lead a chemical known to the state of California to cause cancer or birth defects or other reproductive harm. For more information: www.prop65.ca.gov. WARNING: Cutting tools may shatter. Always wear approved safety glasses and mask when regrinding.

					4" OAL PLUG		6" OAL BOTTOMING		6" OAL PLUG		8" OAL PLUG	
SIZE	GH	NO. OF FLUTES	THREAD LENGTH	SHK. DIA.	ORDER	PRICE	ORDER NO.	PRICE EACH	ORDER NO.	PRICE EACH	ORDER NO.	PRICE EACH
4-36	2	3	9/16	.080	–	–	2324-059	$11.10	2324-060	$9.90	–	–
4-40	2	3	9/16	.080	2324-020	POA	2324-066	11.10	–	–	–	–
5-40	2	3	5/8	.093	2324-025	POA	2324-086	11.10	2324-087	9.90	–	–
5-44	2	3	5/8	.093	–	–	2324-096	11.10	2324-097	9.90	–	–
6-32	2	3	11/16	.097	–	–	–	–	2324-103	11.00	–	–
6-32	3	3	11/16	.097	–	–	–	–	2324-107	11.00	–	–
6-40	2	3	11/16	.097	2324-030	POA	2324-126	12.40	2324-127	11.00	–	–
8-32	3	4	3/4	.123	2324-035	POA	2324-136	12.40	2324-137	11.00	–	–
8-36	3	4	3/4	.123	2324-040	POA	–	–	–	–	–	–
10-24	3	4	7/8	.136	2324-045	POA	2324-156	12.40	2324-157	44.05	–	–
10-32	3	4	7/8	.136	2324-050	POA	2324-171	12.40	2324-172	44.05	–	–
12-28	3	4	15/16	.168	–	–	2324-201	14.40	2324-202	12.80	–	–
14-20	3	4	1"	.185	–	–	2324-207	14.40	–	–	–	–
14-24	3	4	1"	.185	–	–	2324-211	14.40	–	–	–	–
1/4-20	3	4	1"	.185	–	–	2324-216	15.40	2324-217	43.03	–	–
1/4-28	3	4	1"	.185	–	–	–	–	2324-297	43.03	–	–
5/16-18	3	4	1-1/8	.240	–	–	2324-316	16.20	2324-317	44.76	–	–
5/16-24	3	4	1-1/8	.240	–	–	–	–	2324-337	14.40	–	–
3/8-16	3	4	1-1/4	.275	–	–	2324-356	17.70	2324-357	57.19	2324-362	$19.30
3/8-24	3	4	1-1/4	.275	2324-058	POA	–	–	2324-377	15.80	–	–
7/16-14	3	4	1-7/16	.323	–	–	–	–	2324-397	17.40	2324-402	21.90
7/16-20	3	4	1-7/16	.323	–	–	–	–	2324-417	17.40	2324-422	21.90
1/2-13	3	4	1-21/32	.367	–	–	2324-436	24.60	2324-437	60.55	2324-442	29.50
1/2-20	3	4	1-21/32	.367	–	–	–	–	2324-457	21.90	2324-462	29.50
5/8-11	3	4	1-13/16	.480	–	–	–	–	2324-517	30.80	2324-522	38.50
5/8-18	3	4	1-13/16	.480	–	–	–	–	2324-537	30.80	–	–
3/4-10	3	4	2"	.590	–	–	–	–	2324-557	39.80	2324-562	48.20
3/4-16	3	4	2"	.590	–	–	–	–	2324-577	39.80	2324-582	48.20

Spiral Point Extension Taps

6" OAL – Small Shank – High Speed Steel



3 2

							USA MADE	
SIZE	GH	# OF FLTS.	TH'D LGTH.	SHK. DIA.	ORDER NO.	PRICE EACH	ORDER NO.	PRICE EACH
4-40	2	2	9/16	.080	2325-574	POA	–	–
4-48	2	2	9/16	.080	2325-576	$11.70	–	–
5-40	2	2	5/8	.093	2325-584	11.70	–	–
5-44	2	2	5/8	.093	2325-592	11.70	–	–
6-32	2	2	11/16	.097	2325-600	12.90	–	–
6-32	3	2	11/16	.097	2325-602	37.64	–	–
8-32	3	2	3/4	.123	2325-616	37.64	–	–
10-24	3	2	7/8	.136	2325-632	37.64	–	–
10-32	3	2	7/8	.136	2325-640	37.64	–	–
12-24	3	2	15/16	.168	2325-648	POA	–	–
12-28	3	2	15/16	.168	2325-656	12.90	–	–
1/4-20	3	2	1"	.185	2325-664	40.39	3763-665	$42.29
1/4-28	3	2	1"	.185	2325-672	40.39	–	–
5/16-18	3	2	1-1/8	.240	2325-680	41.98	3763-681	41.38
5/16-24	1	2	1-1/8	.240	2325-688	17.30	–	–
5/16-24	3	2	1-1/8	.240	2325-689	41.98	–	–
3/8-16	3	3	1-1/4	.275	2325-696	47.40	3763-697	44.71
3/8-24	3	3	1-1/4	.275	2325-704	47.40	–	–
7/16-14	3	3	1-7/16	.323	2325-712	50.79	3763-712	57.90
7/16-20	1	3	1-7/16	.323	2325-718	20.80	–	–
7/16-20	3	3	1-7/16	.323	2325-720	50.79	3763-720	57.90
1/2-13	3	3	1-21/32	.367	2325-728	50.79	3763-728	55.45
1/2-20	3	3	1-21/32	.367	2325-736	50.79	3763-736	54.10

Nut Taps – Taper Chamfer

High Speed Steel

3 2

						USA MADE	
SIZE	GH	THREAD LENGTH	OVERALL LENGTH	ORDER NO.	PRICE EACH	ORDER NO.	PRICE EACH
1/4-20	3	1-5/8	5	2326-185	$64.67	3765-185	$119.24
1/4-28	3	1-5/8	5	2326-187	64.67	–	–
5/16-18	3	1-13/16	5-1/2	2326-192	73.91	3765-192	89.92
5/16-24	3	1-13/16	5-1/2	2326-195	73.91	–	–
3/8-16	3	2	6	2326-199	90.08	3765-199	96.44
3/8-24	3	2	6	2326-206	90.08	–	–
7/16-14	3	2-3/8	6-1/2	2326-213	102.23	–	–
7/16-20	3	2-3/8	6-1/2	2326-220	102.23	–	–
1/2-13	3	2-1/2	7	2326-227	110.87	3765-227	131.40
1/2-20	3	2-1/2	7	2326-234	110.87	–	–
9/16-12	3	2-3/4	7-1/2	2326-241	113.52	–	–
9/16-18	3	2-3/4	7-1/2	2326-248	133.52	–	–
5/8-11	3	3	8	2326-255	117.48	–	–
5/8-18	3	3	8	2326-262	117.48	–	–
11/16-11	3	3-1/4	8-1/4	2326-263	POA	–	–
11/16-18	3	3-1/4	8-1/4	2326-264	POA	–	–
3/4-10	3	3-3/4	9	2326-269	126.72	–	–
3/4-16	3	3-3/4	9	2326-276	126.72	–	–
7/8-9	3	3-5/8	10	2326-283	158.40	–	–
7/8-14	3	3-5/8	10	2326-290	158.40	–	–
1-8	3	4	11	2326-297	194.70	–	–
1-12	3	4	11	2326-304	194.70	–	–
1-14	3	4	11	2326-305	POA	–	–
1-1/8	3	4	12	2326-306	POA	–	–

Taper Pipe Taps

WARNING: This product contains Cobalt and/or Nickel and/or Lead a chemical known to the state of California to cause cancer or birth defects or other reproductive harm. For more information: www.prop65.ca.gov. **WARNING:** Cutting tools may shatter. Always wear approved safety glasses and mask when regrinding.

Taper Pipe Taps

ANPT, NPT & NPTF Dryseal - Ground Thread



SIZE	NO. OF FLUTES	THREAD LG'TH	OVERALL LENGTH	ANPT ORDER NO.	Pittsburg® ALLEGHANY NPT ORDER NO.	NPTF ORDER NO.	PRICE EACH	USA MADE NPT ORDER NO.	NPTF ORDER NO.	PRICE EACH
								3		2
1/16–27	4	11/16	2-1/8	2312-001	2312-002	2312-003	$ 22.95	3762-202	3762-203	$ 26.97
1/8–27*	4	3/4	2-1/8	2312-007	2312-008	2312-009	22.95	3762-208	3762-209	26.97
1/8–27	4	3/4	2-1/8	2312-010	2312-011	2312-012	7.79	3762-212	3762-213	26.97
1/4–18	4	1-1/16	2-7/16	2312-016	2312-017	2312-018	25.30	3762-217	3762-218	29.72
3/8–18	4	1-1/16	2-9/16	2312-022	2312-023	2312-024	33.42	3762-223	3762-224	39.33
1/2–14	4	1-3/8	3-1/8	2312-028	2312-029	2312-030	52.97	3762-229	3762-230	62.48
3/4–14	5	1-3/8	3-1/4	2312-034	2312-035	2312-036	74.13	3762-235	3762-236	87.38
1–11-1/2	5	1-3/4	3-3/4	2312-040	2312-041	2312-042	113.85	3762-241	3762-242	132.91
1-1/4–11-1/2	5	1-3/4	4	2312-046	2312-047	2312-048	163.35	3762-247	3762-248	189.06
1-1/2–11-1/2	7	1-3/4	4-1/4	2312-049	2312-050	2312-051	225.23	3762-250	3762-251	254.52
2–11-1/2	7	1-3/4	4-1/2	2312-055	2312-056	2312-057	296.80	3762-256	3762-257	345.35
2-1/2–8	8	2-9/16	5-1/2	–	2312-062	2312-063	688.05	3762-262	3762-263	546.29
3–8	8	2-5/8	6	–	2312-068	2312-069	777.15	3762-268	3762-269	984.14
3-1/2–8	8	2-3/4	6-1/2	–	2312-074	2312-075	653.57	–	3762-275	1291.76
4–8	10	3	7	–	2312-080	2312-081	1340.90	–	3762-281	1601.79

* Large Shank

Taper Pipe Taps For Cast Iron

NPT & NPTF Dryseal Ground Thread – High Speed Steel

MADE IN USA



- Designed with flutes and cutting face for tapping cast iron
- **Large shank design**

SIZE	NO. OF FLUTES	THREAD LG'TH	OVERALL LENGTH	FOR CAST IRON NPT ORDER NO.	NPTF ORDER NO.	PRICE EACH
						2
1/16–27	4	11/16	2-1/8	–	–	–
1/8–27*	4	3/4	2-1/8	2312-408	2312-409	$ 28.26
1/8–27	4	3/4	2-1/8	2312-411	2312-412	28.26
1/4–18	4	1-1/16	2-7/16	2312-417	2312-418	31.84
3/8–18	4	1-1/16	2-9/16	2312-423	2312-424	41.95
1/2–14	4	1-3/8	3-1/8	2312-429	2312-430	65.42
3/4–14	5	1-3/8	3-1/4	2312-435	2312-436	94.83
1–11-1/2	5	1-3/4	3-3/4	2312-441	2312-442	144.12
1-1/4–11-1/2	5	1-3/4	4	2312-447	2312-448	205.40
1-1/2–11-1/2	7	1-3/4	4-1/4	2312-450	2312-451	147.80

* Large Shank

Left Hand Taper Pipe Taps

NPT & NPTF Dryseal Ground Thread High Speed Steel



SIZE	NO. OF FLUTES	THREAD LG'TH	OAL	LH NPT ORDER NO.	LH NPTF ORDER NO.	PRICE EACH
						3
1/16-27	4	11/16	2-1/8	2313-001	2313-002	$ 14.10
1/8-27*	4	3/4	2-1/8	2313-005	2313-006	14.10
1/8-27	4	3/4	2-1/8	2313-007	2313-008	14.10
1/4-18	4	1-1/16	2-7/16	2313-011	2313-012	16.80
3/8-18	4	1-1/16	2-9/16	2313-015	2313-016	34.19
1/2-14	4	1-3/8	3-1/8	2313-019	2313-020	54.19
3/4-14	5	1-3/8	3-1/4	2313-023	2313-024	75.82
1-11-1/2	5	1-3/4	3-3/4	2313-027	2313-028	72.20
1-1/4-11-1/2	5	1-3/4	4	2313-031	2313-032	103.20
1-1/2-11-1/2	7	1-3/4	4-1/4	2313-035	2313-036	134.20
2-11-1/2	7	1-3/4	4-1/2	2313-039	2313-040	303.56
2-1/2-8	8	2-9/16	5-1/2	2313-043	2313-044	510.45
3-8	8	2-5/8	6	2313-047	2313-048	701.65
3-1/2-8	8	2-3/4	6-1/2	2313-051	2313-052	855.75
4-8	10	3	7	2313-055	2313-056	1009.85

* Large Shank

Spiral Flute

Taper Pipe Taps – HSS

MADE IN USA

- Used in ductile or stringy material to aid chip ejection.

SIZE	NO. OF FLUTES	NPT ORDER NO.	NPTF ORDER NO.	PRICE EACH
				2
1/8-27*	4	2312-508	2312-509	$49.58
1/4-18	4	2312-517	2312-518	48.51
3/8-18	4	2312-523	2312-524	65.63
1/2-14	4	2312-529	2312-530	102.89
3/4-14	5	2312-535	2312-536	141.08
1-11-1/2	5	2312-541	2312-542	143.65

* Large Shank

Pipe Taps

WARNING: This product contains Cobalt and/or Nickel and/or Lead a chemical known to the state of California to cause cancer or birth defects or other reproductive harm. For more information: www.prop65.ca.gov. **WARNING:** Cutting tools may shatter. Always wear approved safety glasses and mask when regrinding.

Taper Pipe Taps

NPT - Cut Thread – Carbon Steel



3

SIZE	NO. OF FLUTES	THREAD LENGTH	OVERALL LENGTH	ORDER NO.	PRICE EACH
1/8–27*	4	3/4	2-1/8	2322-040	$ 11.00
1/8–27	4	3/4	2-1/8	2322-041	2.59
1/4–18	4	1-1/16	2-1/8	2322-042	12.67
3/8–18	4	1-1/16	2-9/16	2322-044	16.79
1/2–14	4	1-3/8	3-1/8	2322-046	22.30
3/4–14	5	1-3/8	3-1/4	2322-048	35.69
1–11-1/2	5	1-3/4	3-3/4	2322-050	52.57
1-1/4–11-1/2	5	1-3/4	4	2322-052	62.03
1-1/2–11-1/2	7	1-3/4	4-1/4	2322-054	87.57
2–11-1/2	7	1-3/4	4-1/2	2322-056	134.11
2-1/2–8	8	2-9/16	5-1/2	2322-058	268.65
3–8	8	2-5/8	6	2322-060	484.20
3-1/2–8	8	2-3/4	6-1/2	2322-062	POA
4–8	10	3	7	2322-064	1125.00

Sizes available to 6" Diameter - POA

* Large Shank

Extra Long Taper Pipe Taps

NPT – Ground Thread – High Speed Steel



3

SIZE	4" OAL ORDER NO.	4" OAL PRICE EACH	6" OAL ORDER NO.	6" OAL PRICE EACH	8" OAL ORDER NO.	8" OAL PRICE EACH	12" OAL ORDER NO.	12" OAL PRICE EACH
1/16–27	2318-001	$22.95	2318-003	$27.68	2318-005	POA	2318-009	$51.60
1/8–27	2318-011	26.55	2318-013	27.68	2318-015	POA	2318-019	51.60
1/4–18	2318-021	30.56	2318-023	31.73	2318-025	POA	2318-029	53.10
3/8–18	2318-032	33.70	2318-034	39.75	2318-036	POA	2318-040	60.90
1/2–1/4	–	–	2318-042	51.08	2318-044	POA	2318-048	87.26
3/4–14	–	–	2318-050	72.68	2318-053	POA	2318-056	134.10
1–11-1/2	–	–	2318-058	103.50	2318-060	POA	2318-065	175.50
1-1/4–11-1/2	–	–	2318-067	159.89	2318-069	POA	2318-073	390.00
1-1/2–11-1/2	–	–	2318-075	211.42	2318-077	POA	2318-081	460.00

10" OAL available on request.

Interrupted Thread Taper Pipe Taps

NPT & NPTF Dryseal High Speed Steel



3

SIZE	NO. OF FLUTES	THREAD LENGTH	OVERALL LENGTH	INTERRUPTED THREAD NPT ORDER NO.	INTERRUPTED THREAD NPTF ORDER NO.	PRICE EACH
1/16–27	4	11/16	2-1/8	2316-001	2316-002	$ 34.44
1/8–27*	4	3/4	2-1/8	2316-005	2316-006	34.44
1/8–27	4	3/4	2-1/8	2316-007	2316-008	12.15
1/4–18	4	1-1/16	2-7/16	2316-011	2316-012	38.12
3/8–18	4	1-1/16	2-9/16	2316-015	2316-016	49.01
1/2–14	4	1-3/8	3-1/8	2316-019	2316-020	74.22
3/4–14	5	1-3/8	3-1/4	2316-023	2316-024	108.57
1–11-1/2	5	1-3/4	3-3/4	2316-027	2316-028	170.78
1-1/4–11-1/2	5	1-3/4	4	2316-031	2316-032	243.71
1-1/2–11-1/2	7	1-3/4	4-1/4	2316-035	2316-036	327.20
2–11-1/2	7	1-3/4	4-1/2	2316-039	2316-040	440.51
2-1/2-8	9	2-9/16	5-1/2	2319-041	2316-042	POA

* Large Shank

Interrupted Thread Taper Pipe Taps

MADE IN USA

NPT & NPTF Dryseal Ground Thread High Speed Steel



2

NOMINAL SIZE	NO. OF FLUTES	THREAD LENGTH	OVERALL LENGTH	SHANK DIA.	INTERRUPTED THREAD NPT ORDER NO.	INTERRUPTED THREAD NPTF ORDER NO.	PRICE EACH
1/16–27	4	11/16	2-1/8	.3125	–	–	–
1/8–27* (Lg)	4	3/4	2-1/8	.4375	3762-308	3762-309	$ 43.85
1/8–27* (Sm)	4	3/4	2-1/8	.3125	3762-312	3762-313	42.92
1/4–18	4	1-1/16	2-7/16	.5625	3762-317	3762-318	48.64
3/8–18	4	1-1/16	2-9/16	.7000	3762-323	3762-324	61.38
1/2–14	4	1-3/8	3-1/8	.6875	3762-329	3762-330	97.89
3/4–14	5	1-3/8	3-1/4	.9063	3762-335	3762-336	138.41
1"–11-1/2	5	1-3/4	3-3/4	1.1250	3762-341	3762-342	213.93
1-1/4–11-1/2	5	1-3/4	4	1.3125	3762-347	3762-348	300.82
1-1/2–11-1/2	7	1-3/4	4-1/4	1.5000	3762-350	–	404.10
2"–11-1/2	7	1-3/4	4-1/2	1.8750	3762-356	–	543.80

Combined Pipe Tap and Drill

NPT – High Speed Steel

1

SIZE	NO. OF FLUTES	OVERALL LENGTH	DRILL LENGTH	THREAD LENGTH	DRILL SIZE	ORDER NO.	PRICE EACH
1/16–27	4	2-13/16	11/16	11/16	D	2334-001	$34.03
1/8–27	4	2-7/8	3/4	3/4	R	2334-002	21.42
1/4–18	4	3-5/16	7/8	1-1/16	7/16	2334-004	25.20
3/8–18	4	3-1/2	15/16	1-1/16	37/64	2334-005	31.50
1/2–14	4	4-3/8	1-1/4	1-3/8	45/64	2334-006	50.40
3/4–14	5	4-9/16	1-5/16	1-3/8	39/64	2334-007	97.65
1–11-1/2	4	5-3/8	1-5/8	1-3/4	1-5/32	2334-008	178.89

Straight Pipe Taps

WARNING: This product contains Cobalt and/or Nickel and/or Lead a chemical known to the state of California to cause cancer or birth defects or other reproductive harm. For more information: www.prop65.ca.gov. WARNING: Cutting tools may shatter. Always wear approved safety glasses and mask when regrinding.

Pittsburg® ALLEGHANY Straight Pipe Taps

NPS & NPSF Dryseal – Ground Thread – High Speed Steel



3

SIZE	NO. OF FLUTES	THREAD LG'TH	OAL	NPS ORDER NO.	NPSF ORDER NO.	PRICE EACH
1/16–27	4	11/16	2-1/8	2314-001	2314-002	$ 23.12
1/8–27*	4	3/4	2-1/8	2314-013	2314-015	23.12
1/8–27	4	3/4	2-1/8	2314-014	2314-016	23.12
1/4–18	4	1-1/16	2-7/16	2314-027	2314-028	25.84
3/8–18	4	1-1/16	2-9/16	2314-039	2314-040	33.76
1/2–14	4	1-3/8	3-1/8	2314-051	2314-052	53.83
3/4–14	5	1-3/8	3-1/4	2314-063	2314-064	75.47
1–11-1/2	5	1-3/4	3-3/4	2314-075	2314-076	114.71
1-1/4–11-1/2	5	1-3/4	4	2314-087	2314-088	154.02
1-1/2–11-1/2	7	1-3/4	4-1/4	2314-096	2314-097	215.82
2–11-1/2	7	1-3/4	4-1/2	2314-104	2314-105	283.89
2-1/2–8	8	2-9/16	5-1/2	2314-112	2314-113	737.55
3–8	8	2-5/8	6	2314-120	2314-121	1039.50
3-1/2–8	8	2-3/4	6-1/2	2314-128	–	1098.90
4–8	10	3	7	2314-136	–	1336.50

* Large Shank

Pittsburg® ALLEGHANY Straight Pipe Tap

NH - Garden Hose Ground Thread High Speed Steel



2

SIZE	NO. OF FLUTES	THREAD LG'TH	OAL	ORDER NO.	PRICE EACH
3/4–11-1/2	4	1-3/8	3-1/4	2314-060	$28.06

Straight Pipe Taps

MADE IN USA

NPS & NPSF Dryseal – Ground Thread – High Speed Steel



2

NOMINAL SIZE	NO. OF FLUTES	THREAD LENGTH	OVERALL LENGTH	SHANK DIA.	NPS ORDER NO.	NPSF ORDER NO.	PRICE EACH
1/8–27* (Lg)	4	3/4	2-1/8	.4375	3762-408	3762-409	$28.67
1/8–27* (Sm)	4	3/4	2-1/8	.3125	3762-412	3762-413	28.67
1/4–18	4	1-1/16	2-7/16	.5625	3762-417	3762-418	33.91
3/8–18	4	1-1/16	2-9/16	.7000	3762-423	3762-424	44.36
1/2–14	4	1-3/8	3-1/8	.6875	3762-429	3762-430	70.85
3/4–14	5	1-3/8	3-1/4	.9063	3762-435	3762-436	99.43
1–11-1/2	5	1-3/4	3-3/4	1.1250	3762-441	–	150.92
1-1/4–11-1/2	6	1-3/4	5-1/2	1.3125	3762-443	–	137.20
1-1/2–11-1/2	6	1-3/4	6	1.5000	3762-445	–	POA

* Unless specified, large shanks will be supplied.

Pittsburg® ALLEGHANY Left Hand Straight Pipe Taps

NPS & NPSF Dryseal - Ground Thread – High Speed Steel



2

SIZE	NO. OF FLUTES	THREAD LG'TH	OAL	LH NPS ORDER NO.	LH NPSF ORDER NO.	PRICE EACH
1/16–27	4	11/16	2-1/8	2315-001	2315-002	$ 39.35
1/8–27*	4	3/4	2-1/8	2315-003	2315-004	43.50
1/8–27	4	3/4	2-1/8	2315-005	2315-006	43.50
1/4–18	4	1-1/16	2-7/16	2315-009	2315-010	51.85
3/8–18	4	1-1/16	2-9/16	2315-013	2315-014	60.15
1/2–14	4	1-3/8	3-1/8	2315-017	2315-018	79.90
3/4–14	5	1-3/8	3-1/4	2315-021	2315-022	110.25
1–11-1/2	5	1-3/4	3-3/4	2315-025	2315-026	140.55
1-1/4–11-1/2	5	1-3/4	4	2315-029	2315-030	202.10
1-1/2–11-1/2	7	1-3/4	4-1/4	2315-033	2315-034	244.55
2–11-1/2	7	1-3/4	4-1/2	2315-037	2315-038	318.75
2-1/2–8	8	2-9/16	5-1/2	2315-041	2315-042	510.45
3–8	8	2-5/8	6	2315-045	2315-046	701.65
3-1/2–8	8	2-3/4	6-1/2	2315-049	2315-050	855.75
4–8	10	3	7	2315-053	2315-054	1009.85

* Large Shank

Pittsburg® ALLEGHANY

55° Whitworth Thread British Pipe Taps 2

BSPP & BSPT - Ground Thread High Speed Steel



			BSPP STRAIGHT			BSPT TAPER		
SIZE	THREAD LG'TH	OAL	NO. OF FLUTES	ORDER NO.	PRICE EACH	NO. OF FLUTES	ORDER NO.	PRICE EACH
1/8–28*	3/4	2-1/8	4	2319-103	$ 37.69	4	2319-002	$ 37.69
1/8–28	3/4	2-1/8	4	2319-102	6.90	4	2319-003	13.70
1/4–19	1-1/16	2-7/16	4	2319-104	41.94	4	2319-004	41.94
3/8–19	1-1/16	2-9/16	4	2319-105	55.30	4	2319-005	55.30
1/2–14	1-3/8	3-1/8	4	2319-106	87.48	4	2319-006	87.48
5/8–14	1-3/8	3-3/16	4	2319-107	102.49	4	2319-007	102.49
3/4–14	1-3/8	3-1/4	4	2319-108	119.70	5	2319-008	74.22
7/8–14	1-9/16	3-1/2	4	2319-109	162.86	5	2319-009	162.86
1–11	1-3/4	3-3/4	6	2319-110	180.79	5	2319-010	180.79
1-1/4–11	1-3/4	4	6	2319-111	273.38	5	2319-011	273.38
1-1/2–11	1-3/4	4-1/4	6	2319-112	358.43	7	2319-012	257.95
1-3/4–11	1-3/4	4-3/8	6	2319-113	412.25	7	2319-013	153.30
2–11	1-3/4	4-1/2	6	2319-114	528.00	7	2319-014	412.25
2-1/4–11	2-1/8	5	6	2319-115	416.30	–	–	–
2-1/2–11	2-9/16	5-1/2	6	2319-116	1140.00	7	2319-016	POA
3–11	2-5/8	6	6	2319-118	918.30	–	–	–

* Large Shank

Sizes through 4 inch diameter: POA

BSPP & BSPT - ISO Standard Ground Thread High Speed Steel



			BSPP STRAIGHT			BSPT TAPER		
SIZE	THREAD LG'TH (MM)	OAL (MM)	NO. OF FLUTES	ORDER NO.	PRICE EACH	NO. OF FLUTES	ORDER NO.	PRICE EACH
1/8–28	14	59	4	2319-073	$6.90	4	2319-053	$13.70
1/4–19	19	67	4	2319-074	10.45	4	2319-054	19.40
3/8–19	21	75	4	2319-075	13.80	4	2319-055	22.85
1/2–14	26	87	4	2319-076	20.70	4	2319-056	37.10
5/8–14	26	91	4	2319-077	32.30	4	2319-057	42.15
3/4–14	28	96	4	2319-078	29.20	5	2319-058	47.20
7/8–14	29	102	4	2319-079	47.60	5	2319-059	52.00
1–11	33	109	6	2319-080	46.15	5	2319-060	56.80
1-1/4–11	36	119	6	2319-081	89.45	5	2319-061	110.05
1-1/2–11	37	125	6	2319-082	107.60	7	2319-062	131.40
1-3/4–11	39	132	6	2319-083	197.10	7	2319-063	153.30
2–11	41	140	6	2319-084	195.90	7	2319-064	271.95
2-1/2–11	45	153	6	2319-086	572.35	–	–	–
3–11	48	164	6	2319-088	918.30	–	–	–

British Thread Taps & Dies

55° Whitworth Thread – High Speed Steel

WARNING: This product contains Cobalt and/or Nickel and/or Lead a chemical known to the state of California to cause cancer or birth defects or other reproductive harm. For more information: www.prop65.ca.gov. **WARNING:** Cutting tools may shatter. Always wear approved safety glasses and mask when regrinding.

2

Hand Taps

Right Hand

SIZE		PLUG TAP ORDER NO.	PLUG TAP PRICE EACH	BOTTOM TAP ORDER NO.	BOTTOM TAP PRICE EACH	SPIRAL POINT ORDER NO.	SPIRAL POINT PRICE EACH
1/8–40	BSW	2319-204	$ 6.11	2319-204B	$ 6.11	2319-304	$ 10.49
5/32–32	BSW	2319-205	7.80	2319-205B	7.80	–	–
3/16–24	BSW	2319-206	6.01	2319-206B	6.01	2319-306	6.86
3/16–32	BSF	2319-207	7.94	2319-207B	7.94	2319-307	9.07
1/4–20	BSW	2319-208	6.11	2319-208B	6.11	2319-308	8.16
1/4–26	BSF	2319-209	6.74	2319-209B	6.74	2319-309	9.58
5/16–18	BSW	2319-210	6.74	2319-210B	6.74	2319-310	10.66
5/16–22	BSF	2319-211	8.17	2319-211B	8.17	2319-311	10.37
3/8–16	BSW	2319-212	9.10	2319-212B	9.10	2319-312	13.78
3/8–20	BSF	2319-213	10.16	2319-213B	10.16	2319-313	14.85
7/16–14	BSW	2319-214	13.09	2319-214B	13.09	2319-314	17.51
7/16–18	BSF	2319-215	14.21	2319-215B	14.21	2319-315	22.51
1/2–12	BSW	2319-216	13.40	2319-216B	13.40	2319-316	19.50
1/2–16	BSF	2319-217	16.21	2319-217B	16.21	2319-317	21.15
9/16–12	BSW	2319-218	23.50	2319-218B	23.50	2319-318	28.85
9/16–16	BSF	2319-219	23.44	2319-219B	23.44	2319-319	29.36
5/8–11	BSW	2319-220	17.89	2319-220B	17.89	2319-320	29.31
5/8–14	BSF	2319-221	23.44	2319-221B	23.44	2319-321	29.31
3/4–10	BSW	2319-223	26.25	2319-223B	48.09	2319-322	45.12
3/4–12	BSF	2319-224	34.67	2319-224B	34.67	2319-323	44.95
7/8–9	BSW	2319-225	43.33	2319-225B	43.33	2319-324	55.95
7/8–11	BSF	2319-226	47.01	2319-226B	47.01	2319-325	55.66
1”–8	BSW	2319-227	53.56	2319-227B	53.56	2319-326	68.81
1–10	BSF	2319-228	58.05	2319-228B	58.05	2319-327	68.81
1-1/8–7	BSW	2319-229	84.43	2319-229B	84.43	–	–
1-1/8–9	BSF	2319-230	84.12	2319-230B	84.12	–	–
1-1/4–7	BSW	2319-231	101.39	2319-231B	101.39	–	–
1-1/4–9	BSF	2319-232	101.07	2319-232B	101.07	–	–
1-1/2–6	BSW	2319-233	156.50	2319-233B	156.50	–	–
1-1/2–8	BSF	2319-234	156.75	2319-234B	156.75	–	–
2–4-1/2	BSW	2319-235	370.87	2319-235B	370.87	–	–
2–7	BSF	2319-236	372.43	2319-236B	372.43	–	–

Spiral Flute available on request.

Round Adjustable & Hexagon Rethreading Dies

Right Hand

SIZE		O.D.	H.S. ROUND ADJ. ORDER NO.	H.S. ROUND ADJ. PRICE EACH	CS HEX. ORDER NO.	CS HEX. PRICE EACH
1/8–40	BSW	13/16	2437-207	$ 20.90	–	–
3/16–24	BSW	13/16	2437-213	20.90	–	–
1/4–20	BSW	1	2437-225	38.49	2485-017	$ 16.89
1/4–26	BSF	1	2437-229	29.61	2485-021	24.50
5/16–18	BSW	1	2437-237	38.49	2485-029	27.30
5/16–22	BSF	1	2437-241	29.61	2485-033	28.70
3/8–16	BSW	1	2437-246	38.49	2485-037	31.80
3/8–20	BSF	1	2437-249	29.61	2485-041	33.30
7/16–14	BSW	1-1/2	2437-256	43.80	2485-045	22.10
7/16–18	BSF	1-1/2	2437-260	50.20	2485-049	42.30
1/2–12	BSW	1-1/2	2437-261	57.92	2485-053	40.10
1/2–16	BSF	1-1/2	2437-266	44.55	2485-057	41.80
9/16–12	BSW	1-1/2	2437-270	43.80	2485-061	49.50
9/16–16	BSF	1-1/2	2437-273	50.20	2485-065	51.60
5/8–11	BSW	1-1/2	2437-276	43.80	2485-069	30.21
5/8–14	BSF	1-1/2	2437-279	44.55	2485-073	51.60
3/4–10	BSW	2	2437-288	60.70	2485-081	41.95
3/4–12	BSF	2	2437-291	63.30	2485-085	61.40
7/8–9	BSW	2	2437-300	98.98	2485-089	68.20
7/8–11	BSF	2	2437-303	76.14	2485-093	71.60
1”–8	BSW	2	2437-315	98.98	2485-097	52.79
1–10	BSF	2	2437-318	70.00	2485-101	95.70
1-1/8–7	BSW	3	2437-325	253.80	2485-109	166.50
1-1/8–9	BSF	3	2437-328	264.50	2485-113	POA
1-1/4–7	BSW	3	2437-331	184.50	2485-117	166.50
1-1/4–9	BSF	3	2437-334	192.20	2485-121	POA
1-1/2–6	BSW	3	2437-342	184.50	2485-133	203.00
1-1/2–8	BSF	3	2437-345	192.20	2485-137	203.00
1-5/8–5	BSF	3	2437-348	184.50	2485-145	148.43
1-5/8–8	BSF	3	–	–	2485-149	POA
1-3/4–5	BSW	3	2437-354†	184.50	2485-153	POA
1-3/4–7	BSF	3	2437-357†	184.50	2485-157	POA
2–4-1/2	BSW	3	2437-363†	184.50	2485-169	POA
2–7	BSF	3	2437-366†	184.50	2485-173	POA

Sizes not shown – P.O.A.

British Thread Pipe Dies

BSPP & BSPT Round Adjustable Die High Speed Steel

SIZE	O.D.	BSPP ORDER NO.	BSPP PRICE EACH	BSPT ORDER NO.	BSPT PRICE EACH
1/16–28	1”	2438-101	$ 7.40	2438-102	$ 7.40
1/8–28	1”	2438-105	39.61	2438-106	7.40
1/8–28	1-1/2”	2438-109	44.55	2438-110	44.55
1/4–19	1-1/2”	2438-113	44.55	2438-114	44.55
3/8–19	1-1/2”	2438-117	44.55	2438-118	44.55
1/2–14	2”	2438-121	76.14	2438-122	76.14
5/8–14	2”	2438-125	76.14	2438-126	76.14
3/4–14	2”	2438-129	76.14	2438-130	76.14
1–11	3”	2438-137	96.30	2438-139	96.30
1-1/4–11	3”	2438-145	198.00	2438-146	96.30
1-1/2–11	4”	2438-149	242.90	2438-150	242.90
2–11	4”	2438-157	242.90	2438-158	242.90

Acme Taps & Dies

WARNING: This product contains Cobalt and/or Nickel and/or Lead a chemical known to the state of California to cause cancer or birth defects or other reproductive harm. For more information: www.prop65.ca.gov. WARNING: Cutting tools may shatter. Always wear approved safety glasses and mask when regrinding.

Tandem Acme Taps

Right Hand & Left Hand – Class 2G – High Speed Steel

3 1 1

SIZE & PITCH	OVERALL LENGTH	THR'D LENGTH	MAX. DEPTH OF NUT BRONZE & STEEL	MAX. DEPTH OF NUT BRASS & CAST IRON	Pittsburg® ALLEGHANY RIGHT HAND ORDER NO.	Pittsburg® ALLEGHANY RIGHT HAND PRICE EACH	USA MADE RIGHT HAND ORDER NO.	USA MADE RIGHT HAND PRICE EACH	USA MADE LEFT HAND ORDER NO.	USA MADE LEFT HAND PRICE EACH
3/8-12	4-1/16	2-1/8	1	1-1/2	2331-001	$111.26	2331-051	$140.53	–	–
7/16-10*	5	3	1	1-1/2	–	–	2331-120	POA	–	–
7/16-12	4-9/16	2-3/8	1	1-1/2	2331-002	111.26	2331-052	POA	2331-022	$252.60
1/2-10	5	2-9/16	1	1-1/2	2331-003	111.26	2331-053	173.13	2331-023	95.80
5/8-8	6-1/4	3-3/16	1-1/4	1-7/8	2331-004	124.60	2331-054	200.61	2331-024	98.80
5/8-16	6-1/4	3-3/16	1-1/4	1-7/8	–	–	2331-136	POA	–	–
3/4-6	7-15/16	4-5/16	1-1/2	2-1/4	2331-005	170.46	2331-055	241.67	2331-025	105.40
3/4-7	7-15/16	4-5/16	1-1/2	2-1/4	–	–	2331-143	POA	–	–
3/4-8	7-15/16	4-5/16	1-1/2	2-1/4	–		2331-144	309.51	2331-344	209.11
7/8-6	8-5/8	4-3/8	1-3/4	2-5/8	2331-006	199.24	2331-056	294.56	2331-026	166.30
7/8-8	8-5/8	4-3/8	1-3/4	2-5/8	–	–	2331-152	POA	–	–
7/8-10	8-5/8	4-3/8	1-3/4	2-5/8	–	–	2331-154	POA	–	–
1-5	10-1/8	5-1/4	2	3	2331-007	207.97	2331-057	375.28	2331-027	137.50
1-1/8-5	10-3/4	5-1/4	2-1/4	3-1/8	2331-008	222.96	2331-058	476.16	2331-028	151.10
1-1/4-5	11-1/8	5-1/4	2-1/2	3-3/4	2331-009	265.65	2331-059	440.18	2331-029	178.30
1-3/8-4	12-1/4	5-7/8	2-3/4	4-1/8	2331-010	333.96	2331-060	660.17	2331-030	213.10
1-1/2-4	12-5/8	5-7/8	3	4-1/2	2331-011	356.10	2331-061	624.40	2331-031	324.30

* Single Pass

Sizes not shown – POA.

Special Acme Taps

29° Right Hand & Left Hand – Table 302 Hand Tap Dimensions – Ground Thread High Speed Steel

DIA.	THREAD LENGTH	OVERALL LENGTH	QUANTITY – PRICE 1	2	3-5	6-11	EACH
1/4	1	2-1/2	P.O.A. Roughers & Finishers In Stock				
5/16	1-1/8	2-23/32					
3/8	1-1/4	2-15/16					
7/16	1-7/16	3-5/32					
1/2	1-21/32	3-3/8					
9/16	1-21/32	3-19/32					
5/8	1-13/16	3-13/16					
11/16	1-13/16	4-1/32					
3/4	2	4-1/4					
13/16	2	4-15/32					
7/8	2-7/32	4-11/16					
15/16	2-7/32	4-29/32					
1	2-1/2	5-1/8					
1-1/8	2-9/16	5-7/16					
1-1/4	2-9/16	5-3/4					
1-3/8	3	6-1/16					
1-1/2	3	6-3/8					

Acme Thread Round Adjustable Dies - High Speed Steel

2

SIZE & PITCH	O.D.	RIGHT HAND ORDER NO.	RIGHT HAND PRICE EACH	LEFT HAND ORDER NO.	LEFT HAND PRICE EACH
1/4-16	1	2439-005	$130.80	2439-405	$130.80
5/16-14	1	2439-010	130.80	2439-410	130.80
3/8-12	1	2439-015	130.80	–	–
3/8-10	1 1/2	2439-025	168.00	2439-425	168.00
3/8-12	1 1/2	2439-027	168.00	2439-427	168.00
7/16-8	1 1/2	2439-033	168.00	2439-433	168.00
7/16-10	1 1/2	2439-035	168.00	2439-435	168.00
7/16-12	1 1/2	2439-037	168.00	2439-437	168.00
1/2-8	1 1/2	2439-047	168.00	2439-447	168.00
1/2-10	1 1/2	2439-049	168.00	2439-449	168.00
1/2-12	1 1/2	2439-051	168.00	2439-451	168.00
5/8-6	2	2439-070	220.80	2439-470	220.80
5/8-8	2	2439-072	220.80	2439-472	220.80
5/8-10	2	–	–	2439-474	220.80
3/4-5	2	2439-084	220.80	2439-484	220.80
3/4-6	2	2439-085	220.80	2439-485	220.80
3/4-8	2	2439-087	220.80	2439-487	220.80
3/4-10	2	2439-089	220.80	2439-489	220.80
7/8-5	2	2439-100	232.80	2439-500	232.80
7/8-6	2	2439-101	232.80	2439-501	232.80
7/8-8	2	–	–	2439-503	232.80
3/4-5	2 1/2	2439-125	313.20	–	–
3/4-6	2 1/2	2439-126	313.20	–	–
1-4	2 1/2	2439-136	313.20	2439-536	313.20
1-5	2 1/2	2439-137	313.20	2439-537	313.20
1-6	2 1/2	2439-138	313.20	2439-538	313.20
1-8	2 1/2	–	–	2439-540	313.20
1-10	2 1/2	–	–	2439-542	313.20
1-1/8-4	2 1/2	2439-170	324.00	2439-570	324.00
1-1/8-5	2 1/2	2439-171	324.00	2439-571	324.00
1-1/8-6	2 1/2	2439-172	324.00	2439-572	324.00
1-1/4-4	2 1/2	2439-182	324.00	2439-582	324.00
1-1/4-5	2 1/2	2439-183	324.00	2439-583	324.00
1-1/4-6	2 1/2	–	–	2439-584	324.00
1-3/8-4	2 1/2	2439-194	324.00	2439-594	324.00
1-3/8-5	2 1/2	2439-195	324.00	2439-595	324.00
1-1/2-4	2 1/2	2439-206	324.00	2439-606	324.00
1-1/2-5	2 1/2	2439-207	324.00	2439-607	324.00
1-3/8-4	3	2439-243	537.60	2439-643	537.60
1-1/2-4	3	2439-293	537.60	2439-693	537.60

Sizes not shown – POA.

Acme Thread Hexagon Rethreading Dies

Carbon Steel

2

SIZE & PITCH	RIGHT HAND ORDER NO.	RIGHT HAND PRICE EACH	LEFT HAND ORDER NO.	LEFT HAND PRICE EACH
1/4 - 16	2486-001	$84.00	2486-301	$84.00
5/16 - 14	2486-007	85.20	2486-307	85.20
3/8 - 12	2486-020	85.20	2486-320	85.20
7/16 - 12	2486-038	85.20	2486-338	85.20
1/2 - 10	2486-050	96.00	2486-350	96.00
5/8 - 8	2486-067	100.80	2486-367	100.80
3/4 - 6	2486-085	105.60	2486-385	105.60
7/8 - 6	2486-115	109.20	2486-415	109.20
1 - 5	2486-133	116.40	2486-433	116.40
1-1/8 - 5	2486-169	121.20	2486-469	121.20
1-1/4 - 5	2486-193	142.80	2486-493	142.80
1-3/8 - 4	2486-205	147.60	2486-505	147.60
1-1/2 - 4	2486-223	152.40	2486-523	152.40

Size not shown – POA

Carbon Steel Round Adjustable Dies

Right Hand - NC, NF & Special Pitch

WARNING: This product contains Cobalt and/or Nickel and/or Lead a chemical known to the state of California to cause cancer or birth defects or other reproductive harm. For more information: www.prop65.ca.gov. **WARNING:** Cutting tools may shattor. Always wear approved safety glasses and mask when regrinding.

8

SIZE	SERIES	OUTSIDE DIAM.	ORDER NO.	PRICE EACH
00-112		13/16	2440-108	$3.20
0-80	NF	5/8	2430-201	5.85
0-80	NF	13/16	2430-209	7.80
1-56		5/8	2440-188	6.00
1-60		5/8	2440-195	2.90
1-60		13/16	2440-197	3.20
1-64	NC	5/8	2440-200	5.85
1-64	NC	13/16	2430-210	7.80
1-72	NF	5/8	2430-202	2.90
1-72	NF	13/16	2430-211	7.80
1-80		5/8	2440-211	2.90
2-48		5/8	2440-230	2.90
2-48		13/16	2440-232	3.20
2-56	NC	5/8	2430-203	5.85
2-56	NC	13/16	2430-212	7.80
2-56	NC	1	2440-237	4.30
2-60		5/8	2440-240	2.90
2-60		13/16	2440-242	3.20
2-64	NF	5/8	2430-204	5.85
2-64	NF	13/16	2430-213	7.80
2-64	NF	1	2440-244	4.30
2-72		5/8	2440-249	2.90
3-40		5/8	2440-285	2.90
3-40		1	2440-287	4.30
3-48	NC	5/8	2430-205	5.85
3-48	NC	13/16	2430-214	7.80
3-48	NC	1	2440-291	4.30
3-54		5/8	2440-296	2.90
3-54		13/16	2440-298	3.20
3-56	NF	5/8	2430-206	5.85
3-56	NF	13/16	2430-215	7.80
3-56	NF	1	2440-303	4.30
3-60		5/8	2440-308	2.90
3-60		13/16	2440-310	3.20
4-32		5/8	2440-335	7.80
4-32		13/16	2440-336	9.75
4-32		1	2440-337	4.30
4-36	NS	5/8	2440-342	2.90
4-36	NS	13/16	2430-218	9.75
4-36	NS	1	2440-344	11.05
4-40	NC	13/16	2430-216	3.20
4-40	NC	1	2440-347	9.10
4-42		5/8	2440-350	2.90
4-42		1	2440-352	4.30
4-44		13/16	2440-357	3.20
4-48	NF	5/8	2430-208	2.90
4-48	NF	13/16	2430-217	7.80
4-48	NF	1	2440-362	4.30
4-56		5/8	2440-367	2.90
5-30		5/8	2440-394	2.90
5-32		5/8	2440-399	2.90
5-36		13/16	2440-406	3.20
5-40	NC	5/8	2440-411	5.85
5-40	NC	13/16	2430-219	7.80
5-40	NC	1	2440-413	9.10
5-44	NF	5/8	2440-418	5.85
5-44	NF	13/16	2430-220	7.80
5-44	NF	1	2440-420	4.30
5-48		13/16	2440-425	3.20
5-50		13/16	2440-430	3.20
6-24		13/16	2440-470	3.20
6-30		5/8	2440-475	2.90
6-30		13/16	2440-477	3.20
6-30		1	2440-479	4.30
6-32	NC	5/8	2440-483	5.85
6-32	NC	13/16	2430-221	7.80
6-32	NC	1	2430-229	9.10
6-36		5/8	2440-488	7.80
6-36		13/16	2440-490	9.75
6-36		1	2440-492	11.05
6-38		5/8	2440-497	2.90
6-40	NF	5/8	2440-502	5.85
6-40	NF	13/16	2430-222	7.80
6-40	NF	1	2440-504	9.10
7-24		13/16	2440-540	3.20
7-28		5/8	2440-545	2.90
7-32		5/8	2440-550	2.90
7-32		13/16	2440-552	3.20
7-36		5/8	2440-559	2.90
7-36		13/16	2440-561	3.20
7-36		1	2440-563	4.30
7-40		5/8	2440-568	2.90

SIZE	SERIES	OUTSIDE DIAM.	ORDER NO.	PRICE EACH
8-24		5/8	2440-605	$2.90
8-24		13/16	2440-607	3.20
8-26		13/16	2440-612	3.20
8-28		13/16	2440-617	3.20
8-30		5/8	2440-622	2.90
8-30		13/16	2440-624	3.20
8-30		1	2440-626	4.30
8-32	NC	5/8	2440-631	5.85
8-32	NC	13/16	2430-223	7.80
8-32	NC	1	2430-230	9.10
8-34		13/16	2440-636	3.20
8-36	NF	5/8	2440-641	5.85
8-36	NF	13/16	2430-224	7.80
8-36	NF	1	2440-642	9.10
8-38		13/16	2440-647	3.20
8-40		5/8	2440-652	7.80
8-40		13/16	2440-654	9.75
8-40		1	2440-656	4.30
8-42		13/16	2440-661	3.20
8-48		13/16	2440-666	3.20
9-24		5/8	2440-695	2.90
9-28		13/16	2440-700	3.20
9-30		5/8	2440-705	2.90
9-32		13/16	2440-710	3.20
9-38		13/16	2440-720	3.20
10-20		13/16	2440-730	3.20
10-22		5/8	2440-735	2.90
10-24	NC	5/8	2440-740	5.85
10-24	NC	13/16	2430-225	7.80
10-24	NC	1	2430-231	9.10
10-27		5/8	2440-745	2.90
10-30		5/8	2440-750	9.75
10-30		13/16	2440-752	11.05
10-30		1	2440-754	4.30
10-32	NF	5/8	2440-759	5.85
10-32	NF	13/16	2430-226	7.80
10-32	NF	1	2430-232	9.10
10-34		13/16	2440-764	3.20
10-36		13/16	2440-769	3.20
10-36		1	2440-771	4.30
11-28		13/16	2440-850	3.20
11-36		13/16	2440-865	3.20
12-22		5/8	2440-890	2.90
12-24	NC	5/8	2440-894	5.85
12-24	NC	13/16	2430-227	7.80
12-24	NC	1	2430-233	9.10
12-28	NF	5/8	2440-902	5.85
12-28	NF	13/16	2430-228	7.80
12-28	NF	1	2440-904	9.10
12-30		13/16	2440-908	3.20
12-32	NEF	5/8	2440-912	9.10
12-32	NEF	13/16	2440-914	11.05
12-32	NEF	1	2440-916	12.35
12-34		13/16	2440-920	3.20
12-36		13/16	2440-924	3.20
13-20		13/16	2440-950	3.20
13-20		1	2440-952	4.30
13-22		13/16	2440-957	3.20
13-24		13/16	2440-962	3.20
13-28		13/16	2440-967	3.20
13-32		13/16	2440-972	3.20
14-16		13/16	2441-000	3.20
14-20		13/16	2441-007	11.05
14-20		1	2441-009	12.35
14-22		13/16	2441-014	3.20
14-24		5/8	2441-018	9.10
14-24		13/16	2441-020	11.05
14-24		1	2441-022	12.35
14-26		13/16	2441-026	3.20
14-32		13/16	2441-030	3.20
14-36		13/16	2441-034	3.20
15-18		5/8	2441-045	2.90
15-20		13/16	2441-050	3.20
15-22		5/8	2441-055	2.90
15-24		1	2441-060	4.30
15-32		13/16	2441-065	3.20
16-16		13/16	2441-090	3.20
16-20		5/8	2441-095	2.90
16-20		13/16	2441-097	3.20
16-22		13/16	2441-102	3.20
16-24		5/8	2441-107	2.90
16-24		1	2441-109	4.30
16-26		13/16	2441-114	3.20
16-28		13/16	2441-119	3.20

SIZE	SERIES	OUTSIDE DIAM.	ORDER NO.	PRICE EACH
16-32		13/16	2441-124	$3.20
18-16		13/16	2441-195	3.20
18-16		1	2441-197	4.30
18-18		1	2441-202	4.30
18-20		5/8	2441-206	2.90
18-24		13/16	2441-211	3.20
18-30		13/16	2441-217	3.20
18-32		13/16	2441-221	3.20
19-16		13/16	2441-245	3.20
19-18		1	2441-250	4.30
19-30		13/16	2441-262	3.20
20-16		1	2441-285	4.30
20-18		1	2441-290	4.30
20-20		13/16	2441-295	3.20
20-22		1	2441-300	4.30
20-24		1	2441-305	4.30
22-16		1	2441-380	4.30
24-14		1	2441-465	4.30
24-16		1	2441-470	4.30
24-18		13/16	2441-475	3.20
24-24		1	2441-480	4.30
30-16		1	2441-740	4.30
1/16-56		5/8	2441-785	2.90
1/16-64		13/16	2441-790	11.05
5/64-56		13/16	2441-832	3.20
5/64-64		13/16	2441-837	3.20
3/32-40		13/16	2441-880	3.20
3/32-46		13/16	2441-885	3.20
3/32-48		13/16	2441-890	3.20
3/32-50		1	2441-895	4.30
3/32-52		5/8	2441-900	2.90
3/32-54		13/16	2441-905	3.20
3/32-60		13/16	2441-910	3.20
3/32-120		13/16	2441-920	3.20
7/64-32		13/16	2441-925	3.20
7/64-36		5/8	2441-930	2.90
7/64-40		5/8	2441-935	2.90
7/64-44		13/16	2441-940	3.20
7/64-48		13/16	2441-945	3.20
7/64-50		13/16	2441-950	3.20
7/64-56		13/16	2441-955	3.20
1/8-22		13/16	2441-970	3.20
1/8-27		13/16	2441-975	3.20
1/8-30		5/8	2441-980	2.90
1/8-40		13/16	2441-985	3.20
1/8-40		1	2430-234	12.35
1/8-42		5/8	2441-990	2.90
1/8-48		13/16	2441-995	3.20
1/8-48		1	2441-997	4.30
1/8-50		13/16	2442-001	3.20
1/8-56		5/8	2442-005	2.90
9/64-30		5/8	2442-015	2.90
5/32-24		13/16	2442-060	3.20
5/32-28		13/16	2442-065	3.20
5/32-30		13/16	2442-069	3.20
5/32-32		13/16	2442-073	11.05
5/32-32		1	2442-075	4.30
5/32-36		13/16	2442-080	3.20
5/32-36		1	2442-082	12.35
5/32-40		5/8	2442-087	2.90
5/32-50		13/16	2442-092	3.20
5/32-58		1	2442-097	4.30
11/64-36		5/8	2442-114	2.90
11/64-36		13/16	2442-116	3.20
11/64-40		13/16	2442-121	3.20
3/16-12		1 1/2	2442-155	9.40
3/16-22		13/16	2442-166	3.20
3/16-24		1	2430-235	12.35
3/16-27		13/16	2442-171	3.20
3/16-27		1	2442-173	4.30
3/16-28		5/8	2442-178	2.90
3/16-30		13/16	2442-183	3.20
3/16-30		1	2442-185	4.30
3/16-32		13/16	2442-190	9.75
3/16-32		1	2430-236	12.35
3/16-32		1 1/2	2442-192	9.40
3/16-36	WT	13/16	2442-197	3.20
3/16-40		13/16	2442-204	3.20
3/16-48		13/16	2442-209	3.20
13/64-24		13/16	2442-225	3.20
13/64-24		1	2442-227	4.30
13/64-30		5/8	2442-232	2.90

WT- Whitworth Thread

Carbon Steel Round Adjustable Dies

Right Hand - NC, NF & Special Pitch

WARNING: This product contains Cobalt and/or Nickel and/or Lead a chemical known to the state of California to cause cancer or birth defects or other reproductive harm. For more information: www.prop65.ca.gov. **WARNING:** Cutting tools may shattar. Always wear approved safety glasses and mask when regrinding.

8

SIZE	SERIES	OUTSIDE DIAM.	ORDER NO.	PRICE EACH
13/64-30		13/16	2442-234	$3.20
13/64-32		1	2442-239	4.30
13/64-38		13/16	2442-244	3.20
7/32-22		13/16	2442-275	3.20
7/32-24		13/16	2442-282	9.10
7/32-24		1	2442-284	12.35
7/32-28		1	2442-289	4.30
7/32-30		13/16	2442-294	3.20
7/32-32		13/16	2442-299	3.20
7/32-32		1	2442-301	4.30
7/32-34		5/8	2442-306	2.90
7/32-36		13/16	2442-311	3.20
15/64-22		13/16	2442-340	3.20
15/64-24		13/16	2442-345	3.20
15/64-24		1	2442-347	4.30
15/64-32		13/16	2442-352	3.20
15/64-32		1	2442-354	4.30
15/64-36		13/16	2442-359	3.20
1/4-18		13/16	2442-393	3.20
1/4-20	NC	5/8	2442-398	5.85
1/4-20	NC	13/16	2442-400	7.80
1/4-20	NC	1	2430-237	9.10
1/4-20	NC	1 5/16	2430-249	4.50
1/4-20	NC	1 1/2	2430-259	16.90
1/4-20	NC	2	2430-276	27.30
1/4-24		1	2430-239	12.35
1/4-24		1 1/2	2442-414	20.80
1/4-24		1 5/16	2442-412	17.55
1/4-24		2	2442-416	15.60
1/4-26		5/8	2442-426	2.90
1/4-26		1 5/16	2442-430	4.50
1/4-27		1	2442-435	4.30
1/4-27		1 1/2	2442-437	9.40
1/4-28	NF	5/8	2442-442	5.85
1/4-28	NF	13/16	2442-444	7.80
1/4-28	NF	1	2430-238	9.10
1/4-28	NF	1 5/16	2430-250	14.30
1/4-28	NF	1 1/2	2430-260	16.90
1/4-28	NF	2	2430-277	27.30
1/4-30		5/8	2442-449	2.90
1/4-32	NEF	13/16	2442-454	3.20
1/4-32	NEF	1	2430-240	12.35
1/4-32	NEF	1 5/16	2442-466	17.55
1/4-32	NEF	1 1/2	2442-456	20.80
1/4-32	NEF	2	2442-458	31.20
1/4-36		1 1/2	2442-471	9.40
1/4-50		13/16	2442-481	3.20
17/64-12		1	2442-510	4.30
17/64-18		1	2442-515	4.30
17/64-20		1	2442-520	4.30
17/64-24		13/16	2442-525	3.20
17/64-27		1	2442-530	4.30
17/64-28		13/16	2442-535	3.20
17/64-32		5/8	2442-540	2.90
9/32-16		1	2442-565	4.30
9/32-18		13/16	2442-570	3.20
9/32-20		5/8	2442-575	2.90
9/32-20		1	2442-577	4.30
9/32-20		1 1/2	2442-579	9.40
9/32-24		13/16	2442-584	3.20
9/32-26		1	2442-589	4.30
9/32-27		1	2442-594	4.30
9/32-28		1	2442-599	12.35
9/32-30		13/16	2442-604	3.20
9/32-32		13/16	2442-609	3.20
9/32-32		1	2442-611	4.30
9/32-46		13/16	2442-616	3.20
5/16-16		13/16	2442-690	3.20
5/16-16		1	2442-692	4.30
5/16-16		1 1/2	2442-694	9.40
5/16-18	NC	13/16	2442-699	7.80
5/16-18	NC	1	2430-241	9.10
5/16-18	NC	1 5/16	2430-251	4.50
5/16-18	NC	1 1/2	2430-261	16.90
5/16-18	NC	2	2430-278	27.30
5/16-20		13/16	2442-704	3.20
5/16-20		1	2442-706	12.35
5/16-20		1 1/2	2442-708	20.80
5/16-20		2	2442-710	15.60
5/16-20		2 1/4	2442-712	15.60
5/16-24	NF	13/16	2442-717	7.80
5/16-24	NF	1	2430-242	9.10
5/16-24	NF	1 5/16	2430-252	14.30
5/16-24	NF	1 1/2	2430-262	16.90
5/16-24	NF	2	2430-279	27.30
5/16-26		1	2442-722	$4.30
5/16-27		13/16	2442-727	3.20
5/16-27		1	2442-729	4.30
5/16-27		1 5/16	2442-429	4.50
5/16-32	NEF	13/16	2442-741	3.20
5/16-32	NEF	1	2430-243	12.35
5/16-32	NEF	1 5/16	2442-743	4.50
5/16-32	NEF	1 1/2	2442-745	9.40
5/16-32	NEF	2	2442-747	15.60
5/16-100		1	2442-800	4.30
21/64-18		13/16	2442-820	3.20
21/64-18		1 1/2	2442-822	9.40
21/64-36		13/16	2442-831	3.20
11/32-16		13/16	2442-870	3.20
11/32-20		1	2442-875	4.30
11/32-20		1 1/2	2442-877	9.40
11/32-24		1	2442-882	4.30
11/32-28		1	2442-887	4.30
11/32-40		1	2442-901	4.30
3/8-16	NC	1	2430-244	9.10
3/8-16	NC	1 5/16	2430-253	4.50
3/8-16	NC	1 1/2	2430-263	16.90
3/8-16	NC	2	2430-280	27.30
3/8-20		1	2443-024	4.30
3/8-20		1 5/16	2443-026	4.50
3/8-20		1 1/2	2443-028	16.00
3/8-20		2	2443-030	15.60
3/8-24	NF	1	2430-245	9.10
3/8-24	NF	1 5/16	2430-254	14.30
3/8-24	NF	1 1/2	2430-264	16.90
3/8-24	NF	2	2430-281	27.30
3/8-26		1 5/16	2443-040	4.50
3/8-27		1 1/2	2443-045	9.40
3/8-32	NEF	1 1/2	2443-050	9.40
3/8-32	NEF	2	2443-055	31.20
3/8-40		1	2443-060	4.30
13/32-16		1 1/2	2443-185	9.40
13/32-20		13/16	2443-190	3.20
13/32-20		1	2443-192	4.30
13/32-20		1 1/2	2443-194	9.40
13/32-24		13/16	2443-199	3.20
7/16-12		1	2443-295	4.30
7/16-14	NC	1	2430-246	9.10
7/16-14	NC	1 5/16	2430-255	14.30
7/16-14	NC	1 1/2	2430-265	16.90
7/16-14	NC	2	2430-282	27.30
7/16-16		1	2443-310	4.30
7/16-18		1 1/2	2443-315	9.40
7/16-20	NF	1	2430-247	9.10
7/16-20	NF	1 5/16	2430-256	4.50
7/16-20	NF	1 1/2	2430-266	16.90
7/16-20	NF	2	2430-283	27.30
7/16-24		1	2443-323	4.30
7/16-24		1 1/2	2443-325	9.40
7/16-24		2	2443-327	31.20
7/16-27		1	2443-332	12.35
7/16-28	NEF	2	2443-337	31.20
1/2-12		1 5/16	2443-560	4.50
1/2-12		1 1/2	2443-562	20.80
1/2-12		2	2443-564	31.20
1/2-13	NC	1	2443-569	9.10
1/2-13	NC	1 5/16	2430-257	14.30
1/2-13	NC	1 1/2	2430-267	9.40
1/2-13	NC	2	2430-284	27.30
1/2-20	NF	1	2443-582	9.10
1/2-20	NF	1 5/16	2430-258	14.30
1/2-20	NF	1 1/2	2430-268	16.90
1/2-20	NF	2	2430-285	27.30
1/2-24		1	2443-589	4.30
1/2-24		1 1/2	2443-591	9.40
1/2-24		2	2443-594	15.60
1/2-27		1 1/2	2443-599	9.40
1/2-28	NEF	2	2443-604	31.20
1/2-32		1 1/2	2443-609	9.40
17/32-40		1 1/2	2443-750	9.40
9/16-12	NC	1 1/2	2430-269	16.90
9/16-12	NC	2	2430-286	27.30
9/16-12	NC	2 1/2	2443-845	33.80
9/16-18	NF	1 1/2	2430-270	20.80
9/16-18	NF	2	2430-287	27.30
9/16-18	NF	2 1/2	2443-854	33.80
9/16-20		1 1/2	2443-859	9.40
9/16-20		2 1/2	2443-861	18.50
9/16-24	NEF	1 1/2	2443-865	9.40
9/16-24	NEF	2	2443-867	31.20
9/16-27		1 1/2	2443-872	19.00
5/8-11	NC	1 1/2	2430-271	$16.90
5/8-11	NC	2	2430-288	27.30
5/8-11	NC	2 1/2	2430-299	33.80
5/8-12		2	2444-110	15.60
5/8-13		1 1/2	2444-115	9.40
5/8-18	NF	1 1/2	2430-272	16.90
5/8-18	NF	2	2430-289	27.30
5/8-18	NF	2 1/2	2444-120	18.50
5/8-20		1 1/2	2444-127	24.70
5/8-20		2	2444-129	15.60
5/8-20		2 1/2	2444-131	18.50
5/8-24	NEF	1 1/2	2444-136	24.70
5/8-24	NEF	2	2444-138	15.60
5/8-32		2	2444-148	15.60
11/16-11	NC	1 1/2	2444-365	13.00
11/16-11	NC	2	2430-290	27.30
11/16-11	NC	2 1/2	2444-367	33.80
11/16-16	NF	1 1/2	2444-372	13.00
11/16-16	NF	2	2430-291	27.30
11/16-16	NF	2 1/2	2444-374	18.50
11/16-20		2 1/2	2444-384	18.50
11/16-27		1 1/2	2444-392	19.00
11/16-27		2	2444-394	15.60
11/16-32		2	2444-399	15.60
11/16-36		1 5/16	2444-404	4.50
45/64-32		2	2444-465	15.60
3/4-10	NC	1 1/2	2444-616	16.90
3/4-10	NC	2	2430-292	27.30
3/4-10	NC	2 1/2	2430-300	18.50
3/4-12		2	2444-621	15.60
3/4-16	NF	1 1/2	2444-626	16.90
3/4-16	NF	2	2430-293	27.30
3/4-16	NF	2 1/2	2430-301	33.80
3/4-18		1 1/2	2444-631	9.40
3/4-20	NEF	1 1/2	2444-636	9.40
3/4-20	NEF	2	2444-638	15.60
3/4-20	NEF	2 1/2	2444-640	18.50
3/4-27		2	2444-650	15.60
13/16-10		2	2444-915	15.60
13/16-14		2	2444-920	15.60
13/16-18		2	2444-925	15.60
13/16-20	NEF	2	2444-930	15.60
27/32-24		2	2445-076	15.60
7/8- 9	NC	2	2430-294	27.30
7/8- 9	NC	2 1/2	2430-302	33.80
7/8- 9	NC	3	2445-180	22.00
7/8-12		2 1/2	2445-187	37.70
7/8-14	NF	2	2430-295	27.30
7/8-14	NF	2 1/2	2430-303	33.80
7/8-20	NEF	2	2445-199	15.60
7/8-20	NEF	2 1/2	2445-201	18.50
7/8-24		2 1/2	2445-206	18.50
7/8-30		2	2445-216	15.60
7/8-32		2 1/2	2445-221	18.50
59/64-18		2	2445-390	15.60
15/16-16		2 1/2	2445-444	18.50
15/16-18		2	2445-449	15.60
15/16-20	NEF	2	2445-454	15.60
15/16-20	NEF	2 1/2	2445-456	18.50
15/16-27		2	2445-466	15.60
31/32-38		2	2445-602	15.60
1- 8	NC	2	2445-695	27.30
1- 8	NC	2 1/2	2430-304	33.80
1- 8	NC	3	2430-307	39.00
1-10		3	2445-700	22.00
1-12	NF	2	2445-710	27.30
1-12	NF	2 1/2	2430-305	33.80
1-12	NF	3	2430-308	39.00
1-14	NS	2	2445-715	27.30
1-14	NS	2 1/2	2430-306	33.80
1-14	NS	3	2430-309	39.00
1-16		2 1/2	2445-722	18.50
1-20	NEF	2	2445-727	15.60
1-20	NEF	2 1/2	2445-731	18.50
1-20	NEF	3	2445-733	22.00
1-24		2	2445-740	15.60
1-24		2 1/2	2445-742	18.50
1-27		3	2445-749	45.50
1 1/16-12		3	2445-905	22.00
1 1/16-14		2 1/2	2445-910	18.50
1 1/16-14		3	2445-912	22.00
1 1/16-17		3	2445-917	22.00
1 1/16-18	NEF	3	2445-922	22.00
1 1/16-20		2 1/2	2445-927	18.50

Carbon Steel Round Adjustable Dies

Right Hand - NC, NF & Special Pitch

WARNING: This product contains Cobalt and/or Nickel and/or Lead a chemical known to the state of California to cause cancer or birth defects or other reproductive harm. For more information: www.prop65.ca.gov. **WARNING:** Cutting tools may shatter. Always wear approved safety glasses and mask when regrinding.

8

SIZE	SERIES	OUTSIDE DIAM.	ORDER NO.	PRICE EACH
1 3/32-20		2 1/2	2446-008	$18.50
1 1/8- 7	NC	2	2446-050	15.60
1 1/8- 7	NC	3	2430-310	39.00
1 1/8- 8		3	2446-055	22.00
1 1/8-12	NF	3	2430-311	39.00
1 1/8-14		3	2446-061	22.00
1 1/8-16		2 1/2	2446-065	37.70
1 1/8-16		3	2446-067	22.00
1 1/8-18	NEF	2 1/2	2446-072	18.50
1 1/8-18	NEF	3	2446-074	22.00
1 1/8-20		2	2446-079	15.60
1 1/8-20		3	2446-081	22.00
1 1/8-24		2	2446-086	15.60
1 1/8-24		2 1/2	2446-088	18.50
1 1/8-32		2 1/2	2446-099	18.50
1 3/16-16		2 1/2	2446-207	18.50
1 3/16-18	NEF	2 1/2	2446-212	18.50
1 3/16-18	NEF	3	2446-214	22.00
1 3/16-20		2 1/2	2446-219	18.50
1 3/16-20		3	2446-221	22.00
1 3/16-32		3	2446-237	22.00
1 1/4- 7	NC	3	2430-312	39.00
1 1/4- 8		3	2446-330	22.00
1 1/4-12	NF	3	2430-313	39.00
1 1/4-16		2 1/2	2446-340	18.50
1 1/4-16		3	2446-342	22.00
1 1/4-18	NEF	2 1/2	2446-347	18.50
1 1/4-18	NEF	3	2446-349	22.00
1 1/4-20		2 1/2	2446-354	18.50
1 1/4-20		3	2446-356	22.00
1 1/4-24		3	2446-361	22.00
1 1/4-32		3	2446-371	22.00
1 5/16-12		2 1/2	2446-455	18.50
1 5/16-12		3	2446-457	22.00
1 5/16-20		3	2446-467	22.00
1 3/8- 6	NC	3	2430-314	39.00
1 3/8-12	NF	3	2430-315	39.00
1 3/8-14		3	2446-589	45.50
1 3/8-16		3	2446-594	22.00
1 3/8-18	NEF	2 1/2	2446-599	18.50
1 3/8-18	NEF	3	2446-601	22.00
1 3/8-20		2 1/2	2446-606	18.50
1 3/8-20		3	2446-608	22.00
1 7/16-12		3	2446-712	22.00
1 7/16-18		3	2446-722	22.00
1 7/16-20		3	2446-727	22.00
1 7/16-32		3	2446-742	22.00
1 1/2- 6	NC	3	2430-316	39.00
1 1/2-12	NF	3	2430-317	39.00
1 1/2-14		3	2446-841	22.00
1 1/2-16		2 1/2	2446-846	18.50
1 1/2-18	NEF	2 1/2	2446-851	18.50
1 1/2-18	NEF	3	2446-853	22.00
1 1/2-36		3	2446-877	22.00
1 9/16-24		3	2447-032	22.00
1 9/16-32		3	2447-042	22.00
1 5/8- 5 1/2		3	2447-135	45.50
1 5/8- 8		3	2447-140	22.00
1 5/8-10		3	2447-145	22.00
1 5/8-10		4	2447-147	73.50
1 5/8-12		3	2447-152	22.00
1 5/8-14		3	2447-157	22.00
1 5/8-16		3	2447-162	22.00

SIZE	SERIES	OUTSIDE DIAM.	ORDER NO.	PRICE EACH
1 5/8-18	NEF	3	2447-167	$45.50
1 5/8-24		3	2447-172	22.00
1 5/8-32		3	2447-183	22.00
1 21/32-32		3	2447-215	22.00
1 11/16-16		3	2447-237	22.00
1 11/16-32		3	2447-253	22.00
1 3/4- 8		3	2447-305	22.00
1 13/16-18		3	2447-392	22.00
1 27/32-48		3	2447-435	22.00
1 7/8-4 1/2	WT	3 1/2	2447-445	42.50
1 7/8-4 1/2	WT	4	2447-447	73.50
1 7/8- 5		3	2447-452	22.00
1 7/8-10		3	2447-462	22.00
1 7/8-12		3	2447-467	22.00
1 7/8-16		3	2447-472	22.00
1 7/8-16		4	2447-474	73.50
1 7/8-18		3	2447-479	22.00
1 7/8-18		3 1/2	2447-481	42.50
1 29/32-32		3	2447-550	22.00
1 15/16-32		3	2447-605	22.00
1 15/16-48		3	2447-625	22.00
2- 4 1/2		3	2447-640	22.00
2-12		3	2447-650	22.00
2-12		4	2447-652	73.50
2-18		3	2447-662	22.00
2-20		3	2447-667	22.00
2-20		3 1/2	2447-669	42.50
2-32		3 1/2	2447-690	42.50
2 1/16-32		3 1/2	2447-755	42.50
2 3/32-32		3 1/2	2447-780	42.50
2 1/8- 8		3 1/2	2447-795	42.50
2 1/8-12		3 1/2	2447-800	42.50
2 1/8-12		4	2447-805	73.50
2 1/8-14		3 1/2	2447-808	42.50
2 1/8-16		4	2447-814	73.50
2 1/8-20		3 1/2	2447-819	42.50
2 1/8-24		3	2447-825	22.00
2 1/8-32		3 1/2	2447-835	42.50
2 3/16-12		4	2447-871	73.50
2 1/4- 4 1/2		4	2447-915	73.50
2 1/4-12		4	2447-925	73.50
2 1/4-16		4	2447-930	73.50
2 5/16-12		3 1/2	2447-995	42.50
2 5/16-12		4	2447-997	73.50
2 5/16-32		3 1/2	2448-012	42.50
2 3/8-12		4	2448-043	73.50
2 3/8-32		3 1/2	2448-065	42.50
2 7/16-16		4	2448-108	73.50
2 1/2- 7 1/2		5 1/2	2448-155	118.90
2 1/2-16		4	2448-171	73.50
2 5/8-12		4	2448-281	73.50
2 3/4-10		5	2448-375	118.90
2 3/4-12		5	2448-380	118.90
2 7/8-12		5	2448-446	118.90
3-10		5	2448-541	118.90
3-12		5	2448-546	118.90
3 1/8-12		5	2448-601	118.90
3 3/8-12		5 7/8	2448-736	118.90
3 3/8-12		6	2448-738	192.50
3 1/2-12		5	2448-785	118.90
3 1/2-12		6	2448-787	192.50
3 5/8-12		6	2448-841	192.50
5 1/4-12		8	2449-075	450.00

WT- Whitworth Thread

High Speed Steel Round Adjustable Dies

Right Hand & Left Hand – NC, NF, & NS

WARNING: This product contains Cobalt and/or Nickel and/or Lead a chemical known to the state of California to cause cancer or birth defects or other reproductive harm. For more information: www.prop65.ca.gov. **WARNING:** Cutting tools may shatter. Always wear approved safety glasses and mask when regrinding.

USA MADE — Pittsburg® ALLEGHANY

SIZE	NC NF NS	O.D.	RIGHT HAND [1] ORDER NO.	RIGHT HAND [1] PRICE EACH	RIGHT HAND [8] ORDER NO.	RIGHT HAND [8] PRICE EACH	LEFT HAND [8] ORDER NO.	LEFT HAND [8] PRICE EACH
0-80	NF	5/8	–	–	2450-144	$3.20	–	–
1-72	NF	5/8	–	–	2450-202	3.20	–	–
2-56	NC	5/8	–	–	2450-232	3.20	–	–
2-64	NF	5/8	–	–	2450-240	3.20	–	–
3-48	NC	5/8	–	–	2450-285	3.20	–	–
3-56	NF	5/8	–	–	2450-293	3.20	–	–
4-36	NS	5/8	–	–	2450-340	3.20	–	–
4-40	NC	5/8	–	–	2450-349	3.20	–	–
4-48	NF	5/8	–	–	2450-358	3.20	–	–
5-40	NC	5/8	–	–	2450-409	3.20	–	–
5-44	NF	5/8	–	–	2450-415	3.20	–	–
6-32	NC	5/8	–	–	2450-481	3.20	–	–
8-32	NC	5/8	–	–	2450-623	3.20	–	–
8-36	NF	5/8	–	–	2450-629	3.20	–	–
10-24	NC	5/8	–	–	2450-741	3.20	–	–
10-32	NF	5/8	–	–	2450-760	3.20	–	–
0-80	NF	13/16	–	–	2450-146	21.42	2470-142	$29.50
1-64	NC	13/16	–	–	2450-197	21.42	2470-190	29.50
1-72	NF	13/16	–	–	2450-204	21.42	2470-199	29.50
2-56	NC	13/16	–	–	2450-233	21.42	2470-230	29.50
2-64	NF	13/16	–	–	2450-242	21.42	2470-240	29.50
3-48	NC	13/16	–	–	2450-286	21.42	2470-280	29.50
3-56	NF	13/16	–	–	2450-295	21.42	2470-290	29.50
4-36	NS	13/16	–	–	2450-342	31.35	2470-340	30.65
4-40	NC	13/16	–	–	2450-351	21.42	2470-345	29.50
4-48	NF	13/16	–	–	2450-359	21.42	2470-355	25.65
5-40	NC	13/16	2420-101	$30.30	2430-101	21.42	2470-408	29.50
5-44	NF	13/16	2420-102	30.30	2430-102	21.42	2470-415	29.50
6-32	NC	13/16	2420-103	30.30	2430-103	21.42	2470-475	29.50
6-40	NF	13/16	2420-104	30.30	2430-104	21.42	2470-490	29.50
8-32	NC	13/16	2420-105	30.30	2430-105	21.42	2470-617	29.50
8-36	NF	13/16	2420-106	30.30	2430-106	21.42	2470-624	29.50
10-24	NC	13/16	2420-107	30.30	2430-107	21.42	2470-740	29.50
10-32	NF	13/16	2420-108	30.30	2430-108	21.42	2470-753	29.50
12-24	NC	13/16	2420-109	30.30	2430-109	21.42	2470-885	29.50
12-28	NF	13/16	2420-110	30.30	2430-110	21.42	2470-892	29.50
1/4-20	NC	13/16	2420-111	30.30	2430-111	31.35	2472-395	5.20
1/4-28	NF	13/16	2420-112	30.30	2430-112	21.42	2472-418	5.20
5/16-18	NC	13/16	2420-113	30.30	2430-113	21.42	2472-700	5.20
5/16-24	NF	13/16	2420-114	30.30	2430-114	21.42	2472-715	5.20
2-56	NC	1	–	–	2450-235	26.91	–	–
2-64	NF	1	–	–	2450-244	26.91	–	–
3-48	NC	1	–	–	2450-288	26.91	–	–
3-56	NF	1	–	–	2450-297	26.91	–	–
4-36	NS	1	–	–	2450-344	32.90	–	–
4-40	NC	1	–	–	2450-353	26.91	2470-347	36.23
4-48	NF	1	–	–	2450-360	26.91	2470-357	36.23
5-40	NC	1	–	–	2450-410	26.91	2470-410	36.23
5-44	NF	1	–	–	2450-416	26.91	2470-417	36.23
6-32	NC	1	2420-115	37.30	2430-115	26.91	2470-477	36.23
6-40	NF	1	2420-175	37.30	2450-502	26.91	2470-492	36.23
8-32	NC	1	2420-116	37.30	2430-116	26.91	2470-619	36.23
8-36	NF	1	2420-176	37.30	2450-630	26.91	2470-626	36.23
10-24	NC	1	2420-117	37.30	2430-117	26.91	2470-742	36.23
10-32	NF	1	2420-118	37.30	2430-118	26.91	2470-755	36.23
12-24	NC	1	2420-119	37.30	2430-119	26.91	2470-887	36.23
12-28	NF	1	2420-177	37.30	2450-899	5.50	2470-894	36.23
1/4-20	NC	1	2420-120	37.30	2430-120	26.91	2472-397	36.23
1/4-28	NF	1	2420-121	37.30	2430-121	26.91	2472-420	36.23
5/16-18	NC	1	2420-122	37.30	2430-122	26.91	2472-702	36.23
5/16-24	NF	1	2420-123	37.30	2430-123	26.91	2472-717	36.23
3/8-16	NC	1	2420-124	37.30	2430-124	26.91	2473-014	36.23
3/8-24	NF	1	2420-125	37.30	2430-125	26.91	2473-035	36.23
7/16-14	NC	1	2420-126	37.30	2430-126	26.91	2473-300	36.23
7/16-20	NF	1	2420-127	37.30	2430-127	26.91	2473-315	36.23
1/2-13	NC	1	2420-178	37.30	2453-564	26.91	2473-565	36.23
1/2-20	NF	1	2420-179	37.30	2453-585	26.91	2473-583	36.23
10-24	NC	1-1/2	–	–	2450-744	13.10	–	–
1/4-20	NC	1-1/2	2420-148	58.30	2430-148	40.50	2472-399	55.89
1/4-28	NF	1-1/2	2420-149	58.30	2430-149	40.50	2472-422	55.89
5/16-18	NC	1-1/2	2420-150	58.30	2430-150	40.50	2472-706	55.89
5/16-24	NF	1-1/2	2420-151	58.30	2430-151	40.50	2472-719	55.89
3/8-16	NC	1-1/2	2420-152	58.30	2430-152	40.50	2473-016	55.89
3/8-24	NF	1-1/2	2420-153	58.30	2430-153	40.50	2473-037	55.89

USA MADE — Pittsburg® ALLEGHANY

SIZE	NC NF NS	O.D.	RIGHT HAND [1] ORDER NO.	RIGHT HAND [1] PRICE EACH	RIGHT HAND [8] ORDER NO.	RIGHT HAND [8] PRICE EACH	LEFT HAND [8] ORDER NO.	LEFT HAND [8] PRICE EACH
7/16-14	NC	1-1/2	2420-154	$58.30	2430-154	$40.50	2473-302	$55.89
7/16-20	NF	1-1/2	2420-155	58.30	2430-155	40.50	2473-317	55.89
1/2-13	NC	1-1/2	2420-156	58.30	2430-156	40.50	2473-567	55.89
1/2-20	NF	1-1/2	2420-157	58.30	2430-157	40.50	2473-585	55.89
9/16-12	NC	1-1/2	2420-158	58.30	2430-158	40.50	2473-845	55.89
9/16-18	NF	1-1/2	2420-159	58.30	2430-159	40.50	2473-859	55.89
5/8-11	NC	1-1/2	2420-160	58.30	2430-160	40.50	2474-110	55.89
5/8-18	NF	1-1/2	2420-161	58.30	2430-161	40.50	2474-130	55.89
11/16-11	NC	1-1/2	–	–	2454-367	40.50	2474-368	55.89
11/16-16	NF	1-1/2	–	–	2454-382	40.50	2474-376	55.89
3/4-10	NC	1-1/2	2420-168	66.50	2454-618	40.50	2474-619	55.89
3/4-16	NF	1-1/2	2420-169	66.50	2454-643	40.50	2474-638	55.89
1/4-20	NC	2	–	–	2452-400	69.21	2472-401	95.22
1/4-28	NF	2	–	–	2452-428	69.21	2472-424	26.20
5/16-18	NC	2	–	–	2452-705	69.21	2472-708	95.22
5/16-24	NF	2	–	–	2452-717	69.21	2472-721	26.20
3/8-16	NC	2	–	–	2453-017	69.21	2473-018	95.22
3/8-24	NF	2	–	–	2453-038	69.21	2473-039	26.20
7/16-14	NC	2	–	–	2453-307	69.21	2473-304	26.20
7/16-20	NF	2	–	–	2453-322	69.21	2473-319	95.22
1/2-13	NC	2	–	–	2453-568	69.21	2473-569	95.22
1/2-20	NF	2	–	–	2453-588	69.21	2473-587	95.22
9/16-12	NC	2	–	–	2453-851	69.21	2473-847	95.22
9/16-18	NF	2	–	–	2453-864	69.21	2473-861	95.22
5/8-11	NC	2	2420-162	81.70	2430-162	69.21	2474-112	95.22
5/8-18	NF	2	2420-163	81.70	2430-163	69.21	2474-132	95.22
11/16-11	NC	2	–	–	2454-369	69.21	2474-370	95.22
11/16-16	NF	2	–	–	2454-384	69.21	2474-378	26.20
3/4-10	NC	2	2420-164	81.70	2430-164	69.21	2474-623	95.22
3/4-16	NF	2	2420-165	81.70	2430-165	69.21	2474-640	95.22
7/8-9	NC	2	2420-166	88.70	2430-166	69.21	2475-178	95.22
7/8-14	NF	2	2420-167	88.70	2430-167	69.21	2475-189	95.22
1-8	NC	2	2420-170	88.70	2455-696	69.21	2475-694	95.22
1-12	NF	2	2420-171	88.70	2455-710	69.21	2475-703	95.22
1-14	NS	2	2420-172	88.70	2455-719	69.21	2475-708	95.22
1 1/8- 7	NC	2	–	–	2456-044	23.70	–	–
1 1/8-12	NF	2	–	–	2456-062	23.70	–	–
1/2-13	NC	2-1/2	–	–	2453-569	46.40	–	–
1/2-20	NF	2-1/2	–	–	2453-590	174.90	–	–
9/16-12	NC	2-1/2	–	–	2453-852	46.40	–	–
9/16-18	NF	2-1/2	–	–	2453-865	46.40	–	–
5/8-11	NC	2-1/2	–	–	2454-117	46.40	2474-114	50.80
5/8-18	NF	2-1/2	–	–	2454-139	46.40	–	–
3/4-10	NC	2-1/2	–	–	2454-622	46.40	2474-625	50.80
3/4-16	NF	2-1/2	–	–	2454-646	46.40	2474-642	50.80
7/8- 9	NC	2-1/2	–	–	2455-179	46.40	2475-180	131.96
7/8-14	NF	2-1/2	–	–	2455-191	46.40	2475-191	50.80
1-8	NC	2-1/2	–	–	2455-698	95.40	2475-696	50.80
1-12	NF	2-1/2	–	–	2455-712	95.40	2475-705	50.80
1-14	NS	2-1/2	–	–	2455-721	95.40	2475-710	50.80
1-1/8-7	NC	2-1/2	2420-180	116.70	2456-046	95.40	2476-045	131.96
1-1/8-12	NF	2-1/2	2420-181	116.70	2456-064	95.40	2476-056	131.96
1-1/4-7	NC	2-1/2	2420-182	116.70	2456-328	95.40	2476-327	131.96
1-1/4-12	NF	2-1/2	2420-183	116.70	2456-343	95.40	2476-338	131.96
1-3/8-6	NC	2-1/2	–	–	2456-574	95.40	2476-575	131.96
1-3/8-12	NF	2-1/2	–	–	2456-589	95.40	2476-586	131.96
1-1/2-6	NC	2-1/2	–	–	2456-830	95.40	2476-830	131.96
1-1/2-12	NF	2-1/2	–	–	2456-845	95.40	2476-841	131.96
3/4-10	NC	3	–	–	2454-624	82.80	–	–
7/8- 9	NC	3	–	–	2455-181	82.80	–	–
7/8-14	NF	3	–	–	2455-193	82.80	–	–
1-8	NC	3	–	–	2455-700	175.50	–	–
1-12	NF	3	–	–	2455-714	195.00	–	–
1-14	NS	3	–	–	2455-723	175.50	–	–
1-1/8-7	NC	3	–	–	2456-048	175.50	2476-047	92.00
1-1/8-12	NF	3	–	–	2456-066	175.50	2476-058	92.00
1-1/4-7	NC	3	–	–	2456-330	175.50	2476-329	92.00
1-1/4-12	NF	3	–	–	2456-345	175.50	2476-340	92.00
1-3/8-6	NC	3	2420-190	241.50	2456-576	175.50	2476-577	92.00
1-3/8-12	NF	3	2420-191	241.50	2456-591	175.50	2476-588	242.19
1-1/2-6	NC	3	2420-192	241.50	2456-832	175.50	2476-832	242.19
1-1/2-12	NF	3	2420-193	241.50	2456-847	175.50	2476-843	242.19

Popular Special R.H. Round Adjustable Dies

High Speed Steel

WARNING: This product contains Cobalt and/or Nickel and/or Lead a chemical known to the state of California to cause cancer or birth defects or other reproductive harm. For more information: www.prop65.ca.gov. **WARNING:** Cutting tools may shatter. Always wear approved safety glasses and mask when regrinding.

8

SIZE	O.D.	ORDER NUMBER	PRICE EACH
0-72	5/8	2450-136	$3.20
5-48	5/8	2450-419	3.20
5-80	5/8	2450-178	3.20
1-56	13/16	2450-190	31.35
1-80	13/16	2450-209	31.35
2-72	13/16	2450-249	31.35
2-80	13/16	2450-255	31.35
3-64	13/16	2450-303	31.35
3-72	13/16	2450-308	31.35
3-80	13/16	2450-313	31.35
4-32	13/16	2450-336	31.35
4-56	13/16	2450-364	31.35
4-60	13/16	2450-368	31.35
4-64	13/16	2450-372	31.35
4-72	13/16	2450-376	31.35
4-80	13/16	2450-380	31.35
5-32	13/16	2450-400	31.35
5-48	13/16	2450-420	31.35
5-56	13/16	2450-426	5.70
5-60	13/16	2450-431	31.35
5-64	13/16	2450-435	31.35
5-72	13/16	2450-439	31.35
5-80	13/16	2450-443	31.35
6-36	13/16	2450-488	28.50
6-48	13/16	2450-513	31.35
6-56	13/16	2450-519	31.35
6-60	13/16	2450-525	31.35
6-64	13/16	2450-529	31.35
6-72	13/16	2450-533	5.70
6-80	13/16	2450-537	31.35
8-24	13/16	2450-606	31.35
8-30	13/16	2450-619	31.35
8-40	13/16	2450-637	31.35
8-48	13/16	2450-647	31.35
8-56	13/16	2450-652	31.35
8-60	13/16	2450-656	31.35
8-64	13/16	2450-660	31.35
8-80	13/16	2450-668	31.35
10-28	13/16	2450-751	31.35
10-30	13/16	2450-756	31.35
10-36	13/16	2450-767	31.35
10-40	13/16	2450-774	31.35
10-48	13/16	2450-781	31.35
10-56	13/16	2450-796	31.35
10-60	13/16	2450-799	31.35
10-64	13/16	2450-803	31.35
10-72	13/16	2450-807	31.35
10-80	13/16	2450-811	31.35
12-30	13/16	2450-902	31.35
12-32 NEF	13/16	2450-906	31.35
12-36	13/16	2450-913	31.35
12-40	13/16	2450-917	31.35
12-48	13/16	2450-921	31.35
12-56	13/16	2450-925	31.35
5/32-32	13/16	2452-062	5.70
7/32-32	13/16	2452-282	5.70
1/4-24	13/16	2452-410	5.70
1/4-32 NEF	13/16	2452-434	31.35
1/4-40	13/16	2452-449	5.70
5/16-32 NEF	13/16	2452-738	5.70
4-56	1	2450-365	32.90
4-64	1	2450-373	32.90
4-80	1	2450-381	32.90
5-32	1	2450-401	32.90
5-36	1	2450-406	32.90
5-48	1	2450-421	32.90
5-56	1	2450-427	32.90
6-36	1	2450-489	32.90
6-48	1	2450-514	32.90
6-56	1	2450-520	32.90
8-24	1	2450-607	32.90
8-30	1	2450-620	32.90
8-40	1	2450-638	32.90

8

SIZE	O.D.	ORDER NUMBER	PRICE EACH
10-28	1	2450-752	$32.90
10-30	1	2450-757	32.90
10-36	1	2450-768	32.90
10-40	1	2450-775	32.90
10-44	1	2450-778	7.10
10-60	1	2450-800	7.10
10-64	1	2450-804	32.90
12-32 NEF	1	2450-907	32.90
12-36	1	2450-914	32.90
12-40	1	2450-918	32.90
12-48	1	2450-922	32.90
1/4-16	1	2452-394	32.90
1/4-18	1	2452-397	32.90
1/4-22	1	2452-404	32.90
1/4-24	1	2452-411	32.90
1/4-26	1	2452-419	32.90
1/4-27	1	2452-422	32.90
1/4-30	1	2452-431	32.90
1/4-32 NEF	1	2452-435	32.90
1/4-36	1	2452-441	32.90
1/4-40	1	2452-450	32.90
1/4-48	1	2452-463	32.90
1/4-56	1	2452-475	32.90
1/4-60	1	2452-479	32.90
1/4-64	1	2452-484	32.90
1/4-72	1	2452-492	32.90
1/4-80	1	2452-500	32.90
9/32-32	1	2452-588	7.10
5/16-16	1	2452-699	32.90
5/16-20	1	2452-708	32.90
5/16-22	1	2452-713	32.90
5/16-27	1	2452-723	32.90
5/16-28	1	2452-728	32.90
5/16-30	1	2452-733	32.90
5/16-32 NEF	1	2452-739	32.90
5/16-36	1	2452-749	32.90
5/16-40	1	2452-754	32.90
5/16-48	1	2452-768	32.90
5/16-56	1	2452-778	32.90
5/16-64	1	2452-786	32.90
5/16-80	1	2452-802	32.90
11/32-32	1	2452-889	32.90
3/8-14	1	2453-011	32.90
3/8-18	1	2453-020	32.90
3/8-20	1	2453-025	32.90
3/8-27	1	2453-047	32.90
3/8-28	1	2453-052	32.90
3/8-30	1	2453-057	32.90
3/8-32 NEF	1	2453-062	32.90
3/8-36	1	2453-069	32.90
3/8-40	1	2453-077	32.90
3/8-48	1	2453-089	32.90
3/8-56	1	2453-103	32.90
3/8-64	1	2453-110	32.90
3/8-72	1	2453-116	32.90
3/8-80	1	2453-122	32.90
13/32-32	1	2453-203	32.90
7/16-12	1	2453-298	32.90
7/16-16	1	2453-310	32.90
7/16-18	1	2453-315	32.90
7/16-24	1	2453-328	32.90
7/16-27	1	2453-337	32.90
7/16-28 NEF	1	2453-342	32.90
7/16-30	1	2453-349	32.90
7/16-32	1	2453-354	32.90
7/16-36	1	2453-360	32.90
7/16-40	1	2453-366	32.80
7/16-48	1	2453-373	32.90
7/16-56	1	2453-380	32.90
7/16-64	1	2453-387	32.90
1/2-12	1	2453-558	32.90
1/2-14	1	2453-571	32.90
1/2-16	1	2453-575	32.90

8

SIZE	O.D.	ORDER NUMBER	PRICE EACH
1/2-18	1	2453-580	$32.90
1/2-24	1	2453-597	32.90
1/2-27	1	2453-612	32.90
1/2-28 NEF	1	2453-617	32.90
1/2-30	1	2453-623	32.90
1/2-32	1	2453-628	32.90
1/2-36	1	2453-636	32.90
1/2-40	1	2453-644	32.90
1/2-48	1	2453-651	32.90
1/2-56	1	2453-663	32.90
1/4-24	1-1/2	2452-413	49.50
1/4-27	1-1/2	2452-424	49.50
1/4-32 NEF	1-1/2	2452-437	49.50
1/4-36	1-1/2	2452-443	49.50
1/4-40	1-1/2	2452-452	49.50
5/16-20	1-1/2	2452-710	49.50
5/16-27	1-1/2	2452-725	49.50
5/16-28	1-1/2	2452-730	49.50
5/16-30	1-1/2	2452-735	49.50
5/16-32 NEF	1-1/2	2452-741	49.50
5/16-40	1-1/2	2452-756	49.50
11/32-32	1-1/2	2452-891	17.50
3/8-14	1-1/2	2453-012	49.50
3/8-18	1-1/2	2453-022	49.50
3/8-20	1-1/2	2453-029	49.50
3/8-27	1-1/2	2453-049	49.50
3/8-28	1-1/2	2453-054	49.50
3/8-30	1-1/2	2453-059	49.50
3/8-32 NEF	1-1/2	2453-064	49.50
3/8-36	1-1/2	2453-071	49.50
3/8-40	1-1/2	2453-079	49.50
3/8-48	1-1/2	2453-091	49.50
13/32-32	1-1/2	2453-205	17.50
7/16-12	1-1/2	2453-300	49.50
7/16-16	1-1/2	2453-312	49.50
7/16-18	1-1/2	2453-317	49.50
7/16-24	1-1/2	2453-330	49.50
7/16-27	1-1/2	2453-339	49.50
7/16-28 NEF	1-1/2	2453-344	49.50
7/16-30	1-1/2	2453-351	49.50
7/16-32	1-1/2	2453-356	49.50
7/16-36	1-1/2	2453-362	49.50
7/16-40	1-1/2	2453-368	49.50
7/16-48	1-1/2	2453-375	49.50
15/32-32	1-1/2	2453-480	49.50
1/2-12	1-1/2	2453-559	49.50
1/2-14	1-1/2	2453-572	49.50
1/2-16	1-1/2	2453-577	49.50
1/2-18	1-1/2	2453-582	49.50
1/2-24	1-1/2	2453-599	49.50
1/2-27	1-1/2	2453-614	49.50
1/2-28 NEF	1-1/2	2453-620	49.50
1/2-30	1-1/2	2453-625	49.50
1/2-32	1-1/2	2453-630	49.50
1/2-36	1-1/2	2453-638	49.50
1/2-40	1-1/2	2453-646	49.50
1/2-48	1-1/2	2453-653	49.50
1/2-56	1-1/2	2453-665	49.50
1/2-64	1-1/2	2453-671	17.50
9/16-14	1-1/2	2453-858	49.50
9/16-16	1-1/2	2453-861	49.50
9/16-20	1-1/2	2453-868	49.50
9/16-24 NEF	1-1/2	2453-874	49.50
9/16-27	1-1/2	2453-886	49.50
9/16-28	1-1/2	2453-889	49.50
9/16-32	1-1/2	2453-895	49.50
9/16-36	1-1/2	2453-900	49.50
9/16-40	1-1/2	2453-905	49.50
9/16-48	1-1/2	2453-911	49.50
5/8-10	1-1/2	2454-111	49.50
5/8-12	1-1/2	2454-120	49.50
5/8-14	1-1/2	2454-130	49.50
5/8-16	1-1/2	2454-133	49.50
5/8-20	1-1/2	2454-142	49.50

(continued)

Popular Special R.H. Round Adjustable Dies

High Speed Steel

WARNING: This product contains Cobalt and/or Nickel and/or Lead a chemical known to the state of California to cause cancer or birth defects or other reproductive harm. For more information: www.prop65.ca.gov. **WARNING:** Cutting tools may shattar. Always wear approved safety glasses and mask when regrinding.

8

SIZE	O.D.	ORDER NUMBER	PRICE EACH
5/8-24 NEF	1-1/2	2454-150	$49.50
5/8-27	1-1/2	2454-161	49.50
5/8-28	1-1/2	2454-166	49.50
5/8-32	1-1/2	2454-174	49.50
5/8-36	1-1/2	2454-180	49.50
5/8-40	1-1/2	2454-185	49.50
5/8-48	1-1/2	2454-190	49.50
5/8-56	1-1/2	2454-195	49.50
5/8-64	1-1/2	2454-200	49.50
11/16-12	1-1/2	2454-372	49.50
11/16-14	1-1/2	2454-377	49.50
11/16-18	1-1/2	2454-387	49.50
11/16-20	1-1/2	2454-392	49.50
11/16-24 NEF	1-1/2	2454-398	49.50
11/16-27	1-1/2	2454-407	49.50
11/16-28	1-1/2	2454-412	17.50
11/16-32	1-1/2	2454-418	49.50
11/16-40	1-1/2	2454-429	49.50
3/4-12	1-1/2	2454-630	49.50
3/4-14	1-1/2	2454-635	49.50
3/4-18	1-1/2	2454-649	49.50
3/4-20 NEF	1-1/2	2454-654	49.50
3/4-24	1-1/2	2454-664	49.50
3/4-27	1-1/2	2454-675	49.50
3/4-28	1-1/2	2454-680	49.50
3/4-32	1-1/2	2454-688	49.50
3/4-40	1-1/2	2454-698	49.50
3/4-48	1-1/2	2454-706	49.50
1/2-12	2	2453-561	84.60
1/2-32	2	2453-632	84.60
9/16-20	2	2453-869	84.60
9/16-24 NEF	2	2453-876	84.60
5/8-12	2	2454-122	84.60
5/8-20	2	2454-144	84.60
5/8-24 NEF	2	2454-152	84.60
5/8-27	2	2454-163	84.60
5/8-32	2	2454-176	84.60
11/16-12	2	2454-374	84.60
11/16-14	2	2454-379	84.60
11/16-18	2	2454-389	84.60
11/16-20	2	2454-394	84.60
11/16-24 NEF	2	2454-400	84.60
11/16-27	2	2454-409	84.60
11/16-32	2	2454-420	84.60
11/16-36	2	2454-425	84.60
11/16-40	2	2454-431	84.60
3/4-12	2	2454-632	84.60
3/4-14	2	2454-637	84.60
3/4-18	2	2454-651	84.60
3/4-20 NEF	2	2454-656	84.60
3/4-24	2	2454-666	84.60
3/4-27	2	2454-677	84.60
3/4-28	2	2454-682	84.60
3/4-32	2	2454-690	84.60
3/4-36	2	2454-694	84.60
3/4-40	2	2454-700	84.60
3/4-48	2	2454-708	32.50
13/16-10	2	2454-916	84.60
13/16-12	2	2454-919	84.60
13/16-14	2	2454-925	84.60
13/16-16	2	2454-928	84.60
13/16-18	2	2454-931	84.60
13/16-20 NEF	2	2454-934	84.60
13/16-24	2	2454-939	84.60
13/16-27	2	2454-944	84.60
13/16-28	2	2454-947	84.60
13/16-32	2	2454-953	84.60
7/8-10	2	2455-184	84.60
7/8-12	2	2455-187	84.60
7/8-16	2	2455-196	84.60
7/8-18	2	2455-201	84.60
7/8-20 NEF	2	2455-206	84.60
7/8-24	2	2455-211	84.60
7/8-27	2	2455-219	84.60

8

SIZE	O.D.	ORDER NUMBER	PRICE EACH
7/8-28	2	2455-225	$84.60
7/8-32	2	2455-231	84.60
7/8-36	2	2455-235	84.60
7/8-40	2	2455-240	84.60
15/16-12	2	2455-442	84.60
15/16-14	2	2455-445	84.60
15/16-16	2	2455-448	84.60
15/16-18	2	2455-451	84.60
15/16-20 NEF	2	2455-454	84.60
15/16-24	2	2455-462	84.60
15/16-27	2	2455-468	84.60
15/16-28	2	2455-471	84.60
15/16-32	2	2455-476	84.60
1-10	2	2455-704	126.90
1-16	2	2455-726	126.90
1-18	2	2455-733	126.90
1-20 NEF	2	2455-739	126.90
1-24	2	2455-748	126.90
1-27	2	2455-754	126.90
1-28	2	2455-761	126.90
1-32	2	2455-767	126.90
1-36	2	2455-774	126.90
1-40	2	2455-779	126.90
1-1/16-8	2	2455-902	32.50
1-1/16-12	2	2455-916	126.90
1-1/16-16	2	2455-925	126.90
1-1/16-18 NEF	2	2455-934	126.90
1-1/16-20	2	2455-939	126.90
1-1/16-24	2	2455-949	32.50
1-1/16-32	2	2455-964	32.50
1-1/8-8	2	2456-051	32.50
1-1/8-16	2	2456-076	32.50
1-1/8-18 NEF	2	2456-083	32.50
1-1/8-20	2	2456-090	126.90
1-1/8-24	2	2456-097	32.50
7/16-12	2-1/2	2453-303	54.30
3/4-20 NEF	2-1/2	2454-658	54.30
7/8-27	2-1/2	2455-221	54.30
15/16-20 NEF	2-1/2	2455-456	54.30
1-10	2-1/2	2455-706	174.90
1-16	2-1/2	2455-728	174.90
1-18	2-1/2	2455-735	174.90
1-20 NEF	2-1/2	2455-741	174.90
1-27	2-1/2	2455-756	174.90
1-32	2-1/2	2455-769	174.90
1-1/16-8	2-1/2	2455-904	174.90
1-1/16-12	2-1/2	2455-918	174.90
1-1/16-14	2-1/2	2455-922	174.90
1-1/16-16	2-1/2	2455-927	174.90
1-1/16-18 NEF	2-1/2	2455-936	174.90
1-1/16-20	2-1/2	2455-941	174.90
1-1/16-24	2-1/2	2455-951	174.90
1-1/16-32	2-1/2	2455-966	174.90
1-1/8-8	2-1/2	2456-053	174.90
1-1/8-10	2-1/2	2456-059	174.90
1-1/8-14	2-1/2	2456-070	174.90
1-1/8-16	2-1/2	2456-078	174.90
1-1/8-18 NEF	2-1/2	2456-085	174.90
1-1/8-20	2-1/2	2456-092	174.90
1-1/8-24	2-1/2	2456-099	174.90
1-1/8-27	2-1/2	2456-105	174.90
1-1/8-32	2-1/2	2456-113	174.90
1-3/16-8	2-1/2	2456-198	174.90
1-3/16-12	2-1/2	2456-204	174.90
1-3/16-14	2-1/2	2456-207	174.90
1-3/16-16	2-1/2	2456-210	174.90
1-3/16-18 NEF	2-1/2	2456-215	174.90
1-3/16-20	2-1/2	2456-220	174.90
1-3/16-32	2-1/2	2456-237	174.90
1-1/4-8	2-1/2	2456-333	174.90
1-1/4-10	2-1/2	2456-338	174.90
1-1/4-14	2-1/2	2456-347	174.90
1-1/4-16	2-1/2	2456-351	174.90

8

SIZE	O.D.	ORDER NUMBER	PRICE EACH
1-1/4-18 NEF	2-1/2	2456-358	$174.90
1-1/4-20	2-1/2	2456-363	174.90
1-1/4-24	2-1/2	2456-369	174.90
1-1/4-32	2-1/2	2456-382	174.90
1-1/4-40	2-1/2	2456-390	174.90
1-5/16-8	2-1/2	2456-455	174.90
1-5/16-12	2-1/2	2456-461	174.90
1-5/16-14	2-1/2	2456-466	174.90
1-5/16-16	2-1/2	2456-471	174.90
1-5/16-18 NEF	2-1/2	2456-476	174.90
1-5/16-20	2-1/2	2456-481	174.90
1-3/8-8	2-1/2	2456-579	174.90
1-3/8-10	2-1/2	2456-584	174.90
1-3/8-14	2-1/2	2456-594	174.90
1-3/8-16	2-1/2	2456-597	174.90
1-3/8-18 NEF	2-1/2	2456-602	174.90
1-3/8-20	2-1/2	2456-607	174.90
1-3/8-24	2-1/2	2456-614	174.90
1-7/16-8	2-1/2	2456-710	174.90
1-7/16-12	2-1/2	2456-716	174.90
1-7/16-16	2-1/2	2456-724	174.90
1-7/16-18	2-1/2	2456-729	174.90
1-7/16-20	2-1/2	2456-734	174.90
1-7/16-24	2-1/2	2456-740	174.90
1-1/2-8	2-1/2	2456-835	174.90
1-1/2-10	2-1/2	2456-840	174.90
1-1/2-14	2-1/2	2456-850	174.90
1-1/2-16	2-1/2	2456-855	174.90
1-1/2-18 NEF	2-1/2	2456-860	174.90
1-1/2-20	2-1/2	2456-865	116.60
1-1/2-24	2-1/2	2456-872	174.90
1-1/2-28	2-1/2	2456-883	174.90
1-1/2-32	2-1/2	2456-888	174.90
1-1/2-40	2-1/2	2456-896	174.90
15/16-20 NEF	3	2455-458	94.90
1-16	3	2455-730	321.75
1-20 NEF	3	2455-743	321.75
1-27	3	2455-758	94.90
1-1/16-20	3	2455-943	321.75
1-1/16-32	3	2455-968	94.90
1-1/8-8	3	2456-055	321.75
1-1/8-16	3	2456-080	321.75
1-1/8-18 NEF	3	2456-087	321.75
1-3/16-18 NEF	3	2456-217	94.90
1-3/16-20	3	2456-222	94.90
1-1/4-8	3	2456-335	321.75
1-1/4-10	3	2456-340	321.75
1-1/4-16	3	2456-353	321.75
1-1/4-18 NEF	3	2456-360	321.75
1-1/4-20	3	2456-365	321.75
1-1/4-32	3	2456-384	321.75
1-5/16-12	3	2456-463	321.75
1-5/16-14	3	2456-468	321.75
1-5/16-16	3	2456-473	321.75
1-5/16-18 NEF	3	2456-478	321.75
1-5/16-20	3	2456-483	321.75
1-3/8-8	3	2456-581	321.75
1-3/8-10	3	2456-586	321.75
1-3/8-16	3	2456-599	321.75
1-3/8-18 NEF	3	2456-604	321.75
1-3/8-20	3	2456-609	321.75
1-3/8-24	3	2456-616	321.75
1-7/16-12	3	2456-718	321.75
1-7/16-16	3	2456-726	321.75
1-7/16-18	3	2456-731	321.75
1-7/16-20	3	2456-736	94.90
1-1/2-8	3	2456-837	321.75
1-1/2-10	3	2456-842	321.75
1-1/2-14	3	2456-852	321.75
1-1/2-16	3	2456-857	321.75
1-1/2-18 NEF	3	2456-862	321.75
1-1/2-20	3	2456-867	321.75
1-1/2-24	3	2456-874	321.75

(continued)

Popular Special R.H. Round Adjustable Dies

High Speed Steel

WARNING: This product contains Cobalt and/or Nickel and/or Lead a chemical known to the state of California to cause cancer or birth defects or other reproductive harm. For more information: www.prop65.ca.gov. **WARNING:** Cutting tools may shatter. Always wear approved safety glasses and mask when regrinding.

8

SIZE	O.D.	ORDER NUMBER	PRICE EACH
1-9/16-12	3	2457-020	$214.50
1-9/16-16	3	2457-026	214.50
1-9/16-18	3	2457-029	214.50
1-9/16-20	3	2457-031	214.50
1-5/8-5-1/2	3	2457-137	214.50
1-5/8-8	3	2457-143	214.50
1-5/8-10	3	2457-146	214.50
1-5/8-12	3	2457-152	214.50
1-5/8-14	3	2457-157	214.50
1-5/8-16	3	2457-160	214.50
1-5/8-18	3	2457-163	214.50
1-5/8-20	3	2457-166	214.50
1-5/8-24	3	2457-173	214.50
1-11/16-12	3	2457-236	214.50
1-11/16-16	3	2457-242	214.50
1-11/16-18	3	2457-246	214.50
1-11/16-20	3	2457-250	214.50
1-3/4-5	3	2457-298	195.00
1-3/4-6	3	2457-301	214.50
1-3/4-8	3	2457-307	214.50
1-3/4-10	3	2457-310	214.50
1-3/4-12	3	2457-315	214.50
1-3/4-14	3	2457-318	214.50
1-3/4-16	3	2457-321	214.50
1-3/4-18	3	2457-326	214.50
1-3/4-20	3	2457-329	214.50
1-3/4-24	3	2457-336	214.50
1-13/16-12	3	2457-389	214.50
1-13/16-16	3	2457-395	214.50
1-13/16-18	3	2457-398	214.50
1-7/8-5	3	2457-449	214.50
1-7/8-8	3	2457-457	214.50
1-7/8-10	3	2457-462	214.50
1-7/8-12	3	2457-465	214.50
1-7/8-14	3	2457-470	214.50
1-7/8-16	3	2457-475	214.50
1-7/8-18	3	2457-480	214.50
1-7/8-20	3	2457-483	214.50
1-15/16-12	3	2457-578	214.50
1-15/16-16	3	2457-583	214.50
1-15/16-18	3	2457-588	214.50
2-4-1/2	3	2457-640	195.00
2-6	3	2457-646	514.80
2-8	3	2457-649	514.80
2-10	3	2457-654	514.80
2-12	3	2457-659	514.80
2-14	3	2457-666	514.80
2-16	3	2457-671	514.80
2-18	3	2457-674	514.80
2-20	3	2457-681	514.80
1-5/8-20	3-1/2	2457-168	94.90
1-11/16-20	3-1/2	2457-252	94.90
1-11/16-24	3-1/2	2457-259	94.90
1-3/4-24	3-1/2	2457-338	94.90
1-13/16-12	3-1/2	2457-391	94.90
1-13/16-20	3-1/2	2457-402	94.90
1-7/8-5	3-1/2	2457-451	94.90
1-7/8-14	3-1/2	2457-472	94.90
1-15/16-18	3-1/2	2457-590	94.90
2-14	3-1/2	2457-668	94.90
2-18	3-1/2	2457-676	94.90
2-20	3-1/2	2457-683	94.90
2-1/8-8	3-1/2	2457-796	94.90
2-1/8-16	3-1/2	2457-813	94.90
1-3/4-10	4	2457-312	191.00

8

SIZE	O.D.	ORDER NUMBER	PRICE EACH
2-12	4	2457-663	$191.00
2-18	4	2457-678	633.60
2-1/8-8	4	2457-798	633.60
2-1/8-12	4	2457-806	633.60
2-1/8-16	4	2457-815	633.60
2-1/8-18	4	2457-819	633.60
2-1/4-4-1/2	4	2457-916	633.60
2-1/4-8	4	2457-924	633.60
2-1/4-12	4	2457-930	633.60
2-1/4-16	4	2457-936	633.60
2-1/4-18	4	2457-939	633.60
2-1/4-20	4	2457-942	633.60
2-3/8-8	4	2458-040	633.60
2-3/8-12	4	2458-046	633.60
2-3/8-16	4	2458-053	633.60
2-3/8-18	4	2458-058	633.60
2-3/8-20	4	2458-061	633.60
2-1/2-4	4	2458-150	633.60
2-1/2-8	4	2458-156	633.60
2-1/2-12	4	2458-164	633.60
2-1/2-16	4	2458-172	633.60
2-1/2-18	4	2458-176	633.60
2-1/2-20	4	2458-180	191.00
2-5/8-12	4	2458-288	448.80
2-5/8-16	4	2458-298	191.00
2-3/8-16	5	2458-054	419.70
2-5/8-8	5	2458-281	448.80
2-5/8-12	5	2458-291	448.80
2-5/8-14	5	2458-295	419.70
2-5/8-16	5	2458-299	448.80
2-5/8-18	5	2458-303	448.80
2-3/4-4	5	2458-370	448.80
2-3/4-8	5	2458-375	448.80
2-3/4-12	5	2458-381	419.70
2-3/4-16	5	2458-390	448.80
2-7/8-8	5	2458-443	448.80
2-7/8-12	5	2458-449	448.80
2-7/8-18	5	2458-458	448.80
3-4	5	2458-539	1256.64
3-8	5	2458-545	1256.64
3-12	5	2458-553	1256.64
3-16	5	2458-557	1256.64
3-18	5	2458-561	1256.64
3-1/8-4	5	2458-595	448.80
3-1/8-8	5	2458-599	1256.64
3-1/8-12	5	2458-606	1256.64
3-1/4-4	5	2458-640	1256.64
3-1/4-8	5	2458-645	1256.64
3-1/4-12	5	2458-650	1256.64
3-3/8-8	5	2458-738	1256.64
3-3/8-12	5	2458-742	1256.64
3-1/2-4	5	2458-775	1256.64
3-1/2-8	5	2458-780	1256.64
3-1/2-12	5	2458-785	1256.64
3-5/8-8	5	2458-840	1256.64
3-5/8-12	5	2458-845	1256.64
3-3/4-4	6	2458-880	1712.48
3-3/4-8	6	2458-885	1712.48
3-3/4-12	6	2458-890	1712.48
3-7/8-8	6	2458-930	1712.48
3-7/8-12	6	2458-935	1712.48
4-4	6	2458-970	1712.48
4-8	6	2458-975	1712.48
4-12	6	2458-980	1712.48

BRITISH - LEFT HAND - ACME : MULTIPLE LEAD THREADS ARE IN STOCK FOR IMMEDIATE DELIVERY. SIZES NOT LISTED AND U.S.A. MANUFACTURED DIES ARE QUOTED UPON REQUEST

Full Special Round Adjustable Dies

Right Hand, High Speed Steel

When inquiring, please specify size and quantity.

POPULAR SPECIAL ROUND DIES SEE PAGES 144-146

Pittsburg® ALLEGHANY

WARNING: This product contains Cobalt and/or Nickel and/or Lead a chemical known to the state of California to cause cancer or birth defects or other reproductive harm. For more information: www.prop65.ca.gov. **WARNING:** Cutting tools may shatter. Always wear approved safety glasses and mask when regrinding.

SIZE	13/16 OD	1" OD	1-1/2" OD	PRICE EACH
00-90	2450-090	–	–	$31.35
0-90	2450-155	–	–	POA
2-96	2450-265	–	–	POA
3-40	2450-280	–	–	POA
3-60	2450-301	–	–	POA
4-60	–	2450-369	–	32.90
4-72	–	2450-377	–	POA
4-90	2450-384	2450-385	–	POA
5-60	–	2450-432	–	32.90
5-64	–	2450-436	–	32.90
5-72	–	2450-440	–	POA
5-80	–	2450-444	–	POA
5-100	–	2450-460	–	POA
6-24	2450-465	2450-466	–	POA
6-28	2450-470	–	–	POA
6-30	2450-476	–	–	31.35
6-38	2450-495	2450-496	–	POA
6-42	–	2450-506	–	POA
6-44	–	2450-508	–	POA
6-64	–	2450-530	–	POA
6-72	–	2450-534	–	POA
6-80	–	2450-538	–	POA
7-30	–	2450-547	–	POA
7-32	2450-550	2450-551	–	POA
7-36	2450-554	2450-555	–	POA
7-40	2450-558	2450-559	–	POA
7-48	2450-567	–	–	POA
7-64	2450-578	2450-579	–	POA
8-26	2450-610	2450-611	–	POA
8-28	–	2450-615	–	POA
8-44	–	2450-644	–	POA
8-48	–	2450-648	–	32.90
8-56	–	2450-653	–	32.90
8-60	–	2450-657	–	POA
8-64	–	2450-661	–	32.90
8-72	2450-664	2450-665	–	POA
8-90	2450-673	–	–	POA
9-24	2450-696	2450-697	–	POA
9-30	–	2450-704	–	POA
9-32	2450-707	2450-708	–	POA
9-36	–	2450-712	–	POA
9-40	2450-718	2450-719	–	POA
9-56	2450-722	–	–	POA
10-20	2450-735	–	–	POA
10-38	–	2450-771	–	POA
10-48	–	2450-782	–	32.90
10-50	–	2450-786	–	POA
10-52	2450-789	2450-790	–	POA
10-56	–	2450-797	–	32.90
10-72	–	2450-808	–	POA
10-80	–	2450-812	–	32.90
10-96	–	2450-815	–	POA
11-24	–	2450-845	–	POA
11-28	–	2450-849	–	POA
11-32	–	2450-852	–	POA
11-36	–	2450-856	–	POA
11-40	–	2450-860	–	POA
11-48	–	2450-868	–	POA
12-64	–	2450-930	–	POA
12-72	–	2450-933	–	POA
12-80	–	2450-937	–	POA
13-28	–	2450-961	–	POA
14-18	2450-993	–	–	POA
14-20	2450-997	2450-998	–	31.35
14-24	2451-005	2451-006	–	31.35
14-28	2451-012	–	–	POA
14-32	–	2451-017	–	32.90
14-64	–	2451-028	–	POA
15-20		–	2451-049	POA
16-20	2451-100	–	–	POA
16-22	–	2451-104	–	POA
16-36	–	2451-118	–	POA
16-40	–	2451-123	–	POA
18-32	–	2451-215	–	POA
1/16-64	2451-791	–	–	POA

SIZE	5/8 OD	13/16 OD	1" OD	1-1/2" OD	PRICE EACH
3/32-32	–	2451-870	–	–	POA
3/32-48	–	2451-879	–	–	POA
3/32-50	–	2451-882	–	–	POA
3/32-80	–	2451-896	–	–	POA
.100-100	2451-915	2451-917	–	–	POA
1/8- 44	–	2451-975	–	–	POA
1/8-100	–	2451-995	–	–	POA
9/64-40	–	2452-018	–	–	POA
5/32-32	–	–	2452-063	–	$32.90
5/32-36	–	2452-067	2452-068	–	32.90
5/32-40	2452-071	2452-072	2452-073	–	POA
5/32-50	–	–	2452-077	–	POA
5/32-60	–	2452-082	–	–	POA
5/32-64	–	–	2452-085	–	POA
5/32-80	–	2452-090	–	–	POA
11/64-40	–	2452-116	–	–	POA
3/16-18	–	2452-155	–	–	POA
3/16-20	–	2452-159	–	–	POA
3/16-24	–	2452-162	2452-163	–	POA
3/16-28	–	2452-168	–	–	POA
3/16-32	–	2452-172	2452-173	–	POA
3/16-40	–	–	2452-181	–	POA
3/16-48	–	2452-186	–	–	32.90
3/16-50	–	–	2452-190	–	POA
3/16-56	–	2452-194	–	–	POA
3/16-60	–	2452-196	–	–	POA
3/16-64	–	2452-198	–	–	POA
3/16-72	–	2452-202	–	–	POA
3/16-80	–	–	2452-206	–	POA
3/16-100	–	2452-214	–	–	POA
13/64-48	–	2452-235	–	–	POA
7/32-20	–	–	2452-272	–	POA
7/32-24	–	2452-274	–	–	POA
7/32-28	–	2452-277	–	–	POA
7/32-32	–	–	2452-283	–	32.90
7/32-36	–	2452-287	–	–	POA
7/32-40	–	2452-291	2452-292	–	POA
7/32-48	–	2452-296	2452-297	–	POA
7/32-60	–	2452-302	2452-303	–	POA
7/32-64	–	–	2452-307	–	POA
7/32-72	–	2452-310	–	–	POA
7/32-80	–	–	2452-315	–	POA
15/64-28	–	2452-340	–	–	POA
15/64-64	–	–	2452-354	–	POA
15/64-80	–	2452-360	–	–	POA
1/4-10	–	–	2452-384	–	POA
1/4-12	–	–	2452-388	–	POA
1/4-14	–	–	2452-391	–	32.90
1/4-23	–	–	2452-407	–	POA
1/4-25	–	–	2452-416	–	POA
1/4-38	–	–	2452-446	–	32.90
1/4-42	–	–	2452-455	–	POA
1/4-44	–	–	–	2452-459	POA
1/4-46	–	–	2452-461	–	POA
1/4-50	–	–	2452-467	–	POA
1/4-52	–	–	2452-470	–	POA
1/4-64	–	2452-483	–	–	POA
17/64-20	–	–	2452-511	–	POA
17/64-24	–	2452-516	–	–	POA
17/64-28	–	2452-520	–	–	POA
17/64-32	–	–	2452-525	–	POA
17/64-40	–	–	2452-550	–	POA
9/32-20	–	–	2452-570	–	POA
9/32-24	–	–	2452-575	–	POA
9/32-27	–	–	2452-580	–	POA
9/32-28	–	–	2452-583	–	POA
9/32-36	–	–	2452-593	–	POA
9/32-40	–	–	2452-598	–	POA
9/32-48	–	–	2452-606	–	POA
9/32-56	–	–	2452-614	–	POA
9/32-64	–	–	2452-622	–	POA
19/64-24	–	–	2452-650	–	POA
19/64-32	–	–	2452-658	–	POA
19/64-64	–	–	–	2452-668	POA
5/16-10	–	–	2452-690	–	POA
5/16-12	–	–	2452-693	–	POA
5/16-14	–	–	2452-696	–	POA
5/16-16	–	–	–	2452-701	49.50
5/16-26	–	–	2452-720	–	32.90

(continued)

Full Special Round Adjustable Dies

Right Hand, High Speed Steel

When inquiring, please specify size and quantity.

POPULAR SPECIAL ROUND DIES SEE PAGES 144-146

Pittsburg® ALLEGHANY

WARNING: This product contains Cobalt and/or Nickel and/or Lead a chemical known to the state of California to cause cancer or birth defects or other reproductive harm. For more information: www.prop65.ca.gov. **WARNING:** Cutting tools may shatter. Always wear approved safety glasses and mask when regrinding.

SIZE	1" OD	1 1/2" OD	2" OD	PRICE EACH
5/16-32 NEF	–	–	2452-743	POA
5/16-34	2452-746	–	–	POA
5/16-42	2452-759	–	–	POA
5/16-44	2452-762	–	–	POA
5/16-46	2452-765	–	–	POA
5/16-50	2452-771	–	–	POA
5/16-72	2452-794	–	–	$32.90
5/16-100	2452-812	–	–	POA
21/64-36	2452-830	–	–	POA
11/32-18	2452-868	–	–	POA
11/32-20	2452-871	–	–	POA
11/32-24	2452-876	–	–	POA
11/32-27	2452-881	–	–	POA
11/32-28	2452-884	–	–	POA
11/32-36	–	2452-897	–	POA
11/32-40	2452-902	–	–	32.90
11/32-48	2452-910	–	–	POA
11/32-56	2452-918	–	–	POA
11/32-60	2452-923	–	–	POA
11/32-64	2452-928	–	–	POA
3/8-10	2453-005	–	–	POA
3/8-12	2453-008	–	–	POA
3/8-20	–	–	2453-031	POA
3/8-22	2453-034	–	–	32.90
3/8-25	2453-041	–	–	POA
3/8-26	2453-044	–	–	32.90
3/8-38	2453-074	–	–	POA
3/8-44	2453-084	–	–	POA
3/8-50	–	2453-095	–	POA
3/8-52	2453-098	–	–	POA
3/8-80	–	2453-124	–	POA
25/64-27	2453-132	–	–	POA
25/64-32	–	2453-137	–	POA
25/64-40	2453-141	–	–	POA
25/64-48	2453-149	–	–	POA
13/32-16	–	2453-180	–	POA
13/32-20	2453-184	–	–	POA
13/32-24	2453-188	2453-190	–	POA
13/32-26	–	2453-194	–	POA
13/32-27	2453-196	–	–	POA
13/32-28	2453-199	–	–	POA
13/32-36	2453-209	2453-211	–	32.90
13/32-40	2453-215	–	–	32.90
13/32-48	2453-220	–	–	POA
27/64-20	–	2453-249	–	POA
27/64-36	2453-258	–	–	POA
27/64-48	2453-260	–	–	POA
7/16- 8	–	2453-292	–	POA
7/16-10	–	2453-295	–	POA
7/16-22	2453-325	–	–	POA
7/16-26	–	2453-334	–	POA
7/16-28 NEF	–	–	2453-346	POA
7/16-56	–	2453-382	–	POA
7/16-64	–	2453-388	–	POA
15/32-14	–	2453-450	–	POA
15/32-18	–	2453-455	–	POA
15/32-20	2453-458	2453-460	–	POA
15/32-24	2453-465	2453-467	–	POA
15/32-27	2453-471	2453-473	–	POA
15/32-28	2453-476	–	–	POA
15/32-36	–	2453-485	–	POA
15/32-40	2453-489	2453-491	–	32.90
1/2- 8	–	2453-550	–	POA
1/2-10	2453-552	2453-553	–	32.90
1/2-11	–	2453-556	–	POA
1/2-22	2453-593	–	–	32.90
1/2-25	2453-602	2453-604	2453-606	POA
1/2-26	–	2453-609	–	49.50
1/2-28 WT	2453-618	–	–	POA
1/2-38	2453-641	–	–	POA
1/2-50	2453-656	2453-658	–	POA
1/2-60	–	2453-668	–	POA
1/2-68	2453-674	2453-675	–	POA
1/2-70	–	2453-678	–	POA
1/2-72	–	2453-681	–	POA
1/2-80	–	2453-685	–	POA
17/32-12	–	2453-735	–	POA
17/32-13	–	2453-738	–	POA

SIZE	1 1/2" OD	2" OD	PRICE EACH
17/32-18	2453-743	–	POA
17/32-20	2453-746	–	POA
17/32-24	2453-751	–	POA
17/32-27	2453-755	–	POA
17/32-28	2453-758	–	POA
17/32-32	2453-762	–	POA
17/32-36	2453-765	–	POA
17/32-40	2453-767	–	POA
17/32-48	2453-772	–	POA
35/64-28	2453-808	–	POA
9/16-10	2453-845	–	POA
9/16-11	2453-848	–	POA
9/16-13	2453-855	–	POA
9/16-25	2453-879	–	POA
9/16-26 WT	2453-882	–	POA
9/16-30	2453-892	–	$49.50
9/16-80	2453-935	–	POA
37/64-40	2453-965	–	POA
19/32-18	2454-000	–	POA
19/32-20	2454-003	–	POA
19/32-24	2454-008	–	POA
19/32-27	2454-012	–	POA
19/32-28	2454-015	–	POA
19/32-32	2454-020	–	POA
19/32-40	2454-026	–	POA
19/32-48	2454-032	–	POA
19/32-64	2454-042	–	POA
5/8- 8	2454-105	–	POA
5/8- 9	2454-108	–	POA
5/8-13	2454-125	2454-127	POA
5/8-22	2454-147	–	49.50
5/8-25	–	2454-155	POA
5/8-26	2454-158	–	49.50
5/8-30	2454-169	2454-171	49.50
21/32-11	2454-261	–	POA
21/32-18	2454-266	–	POA
21/32-20	2454-269	–	POA
21/32-24	2454-273	–	POA
21/32-32	2454-279	2454-281	POA
21/32-40	2454-288	2454-290	POA
0.669-20	2454-310	–	POA
11/16-28	–	2454-414	84.60
11/16-48	2454-436	2454-438	49.50
23/32-18	2454-507	–	POA
23/32-20	–	2454-510	POA
23/32-24	–	2454-515	POA
23/32-32	–	2454-522	POA
23/32-40	–	2454-529	POA
23/32-48	–	2454-535	POA
3/4- 8	2454-613	2454-615	49.50
3/4-10 NC	–	2454-621*	23.70
3/4-11 1/2	–	2454-627	POA
3/4-15	2454-640	–	POA
3/4-22	2454-661	–	POA
3/4-25	–	2454-669	POA
3/4-26	–	2454-672	POA
3/4-30	–	2454-685	POA
3/4-56	–	2454-714	POA
3/4-64	–	2454-719	POA
3/4-72	–	2454-724	POA
25/32- 9	–	2454-792	POA
25/32-10	–	2454-795	POA
25/32-16	–	2454-804	POA
25/32-18	–	2454-807	POA
25/32-20	–	2454-810	POA
25/32-24	–	2454-815	POA
25/32-40	–	2454-830	POA
13/16- 9	–	2454-913	POA
13/16-13	–	2454-922	POA
13/16-40	–	2454-966	84.60
27/32-20	–	2455-074	POA
27/32-32	–	2455-084	POA
27/32-40	–	2455-091	POA
27/32-48	–	2455-098	POA
7/8- 8	–	2455-175	POA
7/8-26	–	2455-215	POA
7/8-26 WT	–	2455-216	POA
7/8-30	–	2455-228	84.60
7/8-48	–	2455-249	84.60

WT - Whitworth Thread

* 2 1/4" OD (DISCONTINUED)

(continued)

Full Special Round Adjustable Dies

Right Hand, High Speed Steel

When inquiring, please specify size and quantity.

POPULAR SPECIAL ROUND DIES SEE PAGES 144-146

Pittsburg® ALLEGHANY

WARNING: This product contains Cobalt and/or Nickel and/or Lead a chemical known to the state of California to cause cancer or birth defects or other reproductive harm. For more information: www.prop65.ca.gov. **WARNING:** Cutting tools may shatter. Always wear approved safety glasses and mask when regrinding.

SIZE	2" OD	2 1/2" OD	3" OD	4" OD	PRICE EACH
29/32-14	2455-330	–	–	–	POA
29/32-18	2455-336	–	–	–	POA
29/32-20	2455-339	–	–	–	POA
29/32-24	2455-343	–	–	–	POA
29/32-32	2455-349	–	–	–	POA
15/16- 6	2455-430	–	–	–	POA
15/16- 9	2455-436	–	–	–	$84.60
15/16-10	2455-439	–	–	–	84.60
15/16-26	2455-465	–	–	–	POA
15/16-40	2455-485	–	–	–	84.60
15/16-48	2455-494	–	–	–	POA
31/32-16	2455-583	–	–	–	POA
31/32-20	2455-586	–	–	–	POA
1-14	2455-720*	–	–	–	POA
1-26	2455-751	–	–	–	126.90
1-30	2455-764	–	–	–	126.90
1-48	2455-792	–	–	–	126.90
1-56	2455-800	–	–	–	126.90
1-64	2455-810	–	–	–	126.90
1 1/32-14	2455-840	–	–	–	POA
1 1/16-10	2455-907	2455-909	–	–	POA
1 1/16-11	–	–	2455-913	–	POA
1 1/16-17	–	–	2455-931	–	POA
1 1/16-22	2455-946	–	–	–	POA
1 1/16-27	–	2455-955	–	–	174.90
1 1/16-28	2455-958	2455-960	–	–	POA
1 1/16-40	–	2455-972	–	–	174.90
1 1/16-48	–	2455-980	–	–	POA
1 3/32-18	2456-010	–	–	–	POA
1 3/32-32	2456-025	–	–	–	POA
1 1/8-15	–	2456-073	–	–	POA
1 1/8-28	–	2456-108	–	–	174.90
1 1/8-40	2456-114	2456-121	–	–	POA
1 9/64-12	–	2456-130	–	–	POA
1 5/32-18	2456-145	–	–	–	POA
1 5/32-20	2456-148	–	–	–	POA
1 5/32-24	2456-153	2456-155	–	–	POA
1 5/32-32	2456-162	–	–	–	POA
1 3/16-10	–	2456-201	–	–	174.90
1 3/16-18 NEF	2456-213*	–	–	–	POA
1 3/16-24	–	2456-227	–	–	174.90
1 3/16-28	–	2456-232	–	–	174.90
1 3/16-40	–	2456-246	–	–	174.90
1 1/4-26	–	2456-371	–	–	174.90
1 1/4-26 WT	–	2456-372	–	–	POA
1 1/4-27	–	2456-375	–	–	174.90
1 1/4-28	–	2456-378	–	–	116.60
1 5/16-10	–	2456-458	–	–	POA
1 5/16-24	–	2456-488	–	–	174.90
1 5/16-28	–	2456-493	–	–	POA
1 5/16-32	–	2456-498	–	–	174.90
1 5/16-40	–	2456-506	–	–	POA
1 3/8-27	–	2456-618	–	–	174.90
1 3/8-28	–	2456-621	–	–	POA
1 3/8-32	–	2456-626	–	–	174.90
1 3/8-40	–	2456-633	–	–	POA
1 7/16-10	–	2456-713	–	–	POA
1 7/16-14	–	2456-721	–	–	POA
1 7/16-26	–	2456-743	–	–	POA
1 7/16-28	–	2456-745	–	–	174.90
1 7/16-32	–	2456-750	–	2456-753	POA
1 7/16-40	–	2456-760	–	–	POA
1 15/32-24	–	2456-797	–	–	POA
1 1/2-26 WT	–	–	2456-877	–	POA
1 1/2-27	–	2456-880	–	–	174.90
1 9/16- 8	–	2457-015	–	–	214.50
1 9/16-14	–	2457-023	–	–	POA
1 9/16-24	–	2457-037	–	–	214.50
1 9/16-32	–	2457-045	–	–	214.50

* 2 1/4" OD ( ) WT - Whitworth Thread

SIZE	3" OD	3 1/2" OD	4" OD	5" OD	6" OD	PRICE EACH
1 5/8- 6	2457-140	–	–	–	–	$214.50
1 5/8-11 1/2	2457-149	–	–	–	–	POA
1 5/8-32	2457-181	–	–	–	–	214.50
1 5/8-40	2457-190	–	–	–	–	POA
1 11/16- 6	2457-228	–	–	–	–	214.50
1 11/16- 8	2457-231	–	–	–	–	214.50
1 11/16-14	2457-239	–	–	–	–	POA
1 11/16-24	2457-257					214.50
1 3/4- 7	2457-304	–	–	–	–	POA
1 3/4-16	–	–	2457-323	–	–	POA
1 3/4-32	2457-346	–	–	–	–	214.50
1 3/4-40	2457-354	–	–	–	–	214.50
1 13/16-32	2457-413	–	–	–	–	214.50
1 7/8- 6	2457-454	–	–	–	–	214.50
1 7/8-24	2457-490	–	–	–	–	214.50
1 29/32-18	–	–	2457-525	–	–	POA
1 15/16-20	2457-593	–	–	–	–	214.50
2-24	2457-688	–	–	–	–	514.80
2-27	2457-693	–	–	–	–	POA
2-32	2457-700	–	–	–	–	514.80
2 1/16-12	–	2457-740	2457-742	–	–	POA
2 1/16-16	–	–	2457-748	–	–	POA
2 1/16-18	–	2457-752	–	–	–	POA
2 1/16-20	–	2457-756	–	–	–	POA
2 1/16-24	–	–	2457-762	–	–	POA
2 1/8- 4 1/2	–	2457-791	–	–	–	POA
2 1/8-10	–	2457-801	–	–	–	POA
2 1/8-20	–	2457-823	–	–	–	POA
2 1/8-24	–	2457-829	–	–	–	POA
2 3/16-12	–	–	2457-870	–	–	POA
2 3/16-14	–	–	2457-873	–	–	POA
2 3/16-16	–	–	2457-876	–	–	POA
2 1/4- 6	–	–	–	2457-921	–	POA
2 1/4-10	–	–	2457-927	–	–	POA
2 1/4-14	–	–	2457-933	–	–	POA
2 1/4-24	–	–	2457-950	–	–	633.60
2 9/32-24	–	2457-980	–	–	–	POA
2 5/16-12	–	–	2457-996	–	–	633.60
2 5/16-16	–	–	2458-002	–	–	633.60
2 5/16-18	–	–	2458-005	–	–	POA
2 5/16-20	–	–	2458-008	–	–	POA
2 3/8- 4	–	–	2458-035	–	–	633.60
2 3/8-10	–	–	2458-043	–	–	POA
2 3/8-14	–	–	2458-049	–	–	POA
2 7/16-12	–	–	2458-108	–	–	POA
2 7/16-20	–	–	2458-118	–	–	POA
2 1/2-10	–	–	2458-160	–	–	POA
2 1/2-14	–	–	2458-168	–	–	POA
2 9/16-12	–	–	2458-236	–	–	POA
2 9/16-24	–	–	2458-245	–	–	POA
2 5/8- 4	–	–	–	2458-275	–	264.00
2 5/8-10	–	–	–	2458-285	–	POA
2 3/4-10	–	–	–	2458-379	–	POA
2 3/4-14	–	–	–	2458-385	–	POA
2 3/4-18	–	–	–	2458-395	–	448.80
2 3/4-24	–	–	–	2458-400	–	POA
2 7/8-10	–	–	–	2458-446	–	POA
2 15/16-12	–	–	–	2458-490	–	POA
3-10	–	–	–	2458-549	–	POA
3 1/8-16	–	–	–	2458-611	–	1256.64
3 1/8-18	–	–	–	2458-615	–	1256.64
3 1/4- 6	–	–	–	–	2458-643	POA
3 1/4-16	–	–	–	2458-655	–	1256.64
3 1/2-16	–	–	–	2458-790	–	1256.64
3 5/8-16	–	–	–	2458-850	–	1256.64
3 3/4-16	–	–	–	–	2458-895	1712.48
3 7/8-16	–	–	–	–	2458-940	1712.48
4-16	–	–	–	–	2458-985	1712.48
4 1/8-12	–	–	–	–	2459-015	POA

Standard Metric Round Adjustable Dies

Right Hand – High Speed Steel

WARNING: This product contains Cobalt and/or Nickel and/or Lead a chemical known to the state of California to cause cancer or birth defects or other reproductive harm. For more information: www.prop65.ca.gov. **WARNING:** Cutting tools may shatter. Always wear approved safety glasses and mask when regrinding.

Pittsburg® ALLEGHANY

8

SIZE	OUTSIDE DIAM.	ORDER NO.	PRICE EACH
1.6 x 0.35	13/16	2431-078	$21.42
1.8 x 0.35	13/16	2431-090	21.42
2.0 x 0.40	13/16	2431-108	21.42
2.2 x 0.45	13/16	2431-126	21.42
2.5 x 0.45	13/16	2431-144	21.42
3.0 x 0.50	13/16	2431-174	21.42
3.5 x 0.60	13/16	2431-198	21.42
4.0 x 0.50	13/16	2431-207	21.42
4.0 x 0.70	13/16	2431-210	21.42
4.5 x 0.75	13/16	2431-222	21.42
5.0 x 0.80	13/16	2431-228	21.42
6.0 x 1.00	13/16	2431-234	21.42
6.3 x 1.00	13/16	2431-240	25.17
7.0 x 1.00	13/16	2431-246	21.42
8.0 x 1.00	13/16	2431-252	21.42
8.0 x 1.25	13/16	2431-258	21.42
1.6 x 0.35	1	2431-264	26.91
1.8 x 0.35	1	2431-270	26.91
2.0 x 0.40	1	2431-276	26.91
2.2 x 0.45	1	2431-282	26.91
2.3 x 0.40	1	2431-285	26.91
2.5 x 0.45	1	2431-288	26.91
2.6 x 0.45	1	2431-291	26.91
3.0 x 0.50	1	2431-294	26.91
3.0 x 0.60	1	2431-300	26.91
3.5 x 0.60	1	2431-306	26.91
4.0 x 0.50	1	2431-318	26.91
4.0 x 0.70	1	2431-324	26.91
4.5 x 0.50	1	2431-336	26.91
4.5 x 0.75	1	2431-342	26.91
5.0 x 0.50	1	2431-348	26.91
5.0 x 0.80	1	2431-360	26.91
5.0 x 0.90	1	2431-366	26.91
5.0 x 1.00	1	2431-372	26.91
5.5 x 0.90	1	2431-384	26.91
3.5 x 0.50	1	2431-304	26.91
6.0 x 0.50	1	2431-390	26.91
6.0 x 0.75	1	2431-402	26.91
6.0 x 1.00	1	2431-408	26.91
6.0 x 1.25	1	2431-414	26.91

SIZE	OUTSIDE DIAM.	ORDER NO.	PRICE EACH
6.3 x 1.00	1	2431-426	$26.91
7.0 x 0.75	1	2431-438	26.91
7.0 x 1.00	1	2431-444	26.91
8.0 x 0.75	1	2431-474	26.91
8.0 x 1.00	1	2431-480	26.91
8.0 x 1.25	1	2431-486	26.91
9.0 x 1.00	1	2431-504	26.91
9.0 x 1.25	1	2431-510	26.91
10.0 x 0.75	1	2431-516	26.91
10.0 x 1.00	1	2431-528	26.91
10.0 x 1.25	1	2431-534	26.91
10.0 x 1.50	1	2431-540	26.91
11.0 x 1.50	1	2431-558	26.91
12.0 x 1.25	1	2431-576	26.91
12.0 x 1.75	1	2431-588	26.91
6.0 x 1.00	1 1/2	2431-600	40.50
7.0 x 1.00	1 1/2	2431-606	40.50
8.0 x 1.00	1 1/2	2431-612	40.50
8.0 x 1.25	1 1/2	2431-618	40.50
9.0 x 1.25	1 1/2	2431-624	40.50
10.0 x 0.75	1 1/2	2431-636	40.50
10.0 x 1.00	1 1/2	2431-642	40.50
10.0 x 1.25	1 1/2	2431-648	40.50
10.0 x 1.50	1 1/2	2431-654	40.50
11.0 x 1.00	1 1/2	2431-660	40.50
11.0 x 1.50	1 1/2	2431-672	40.50
12.0 x 1.00	1 1/2	2431-678	40.50
12.0 x 1.25	1 1/2	2431-684	40.50
12.0 x 1.50	1 1/2	2431-690	40.50
12.0 x 1.75	1 1/2	2431-696	40.50
14.0 x 1.00	1 1/2	2431-744	40.50
14.0 x 1.25	1 1/2	2431-750	40.50
14.0 x 1.50	1 1/2	2431-756	40.50
14.0 x 2.00	1 1/2	2431-768	40.50
16.0 x 1.00	1 1/2	2431-828	45.00
16.0 x 1.50	1 1/2	2431-840	40.50
16.0 x 2.00	1 1/2	2431-846	40.50
18.0 x 1.00	1 1/2	2431-951	40.50
18.0 x 1.50	1 1/2	2431-882	40.50

SIZE	OUTSIDE DIAM.	ORDER NO.	PRICE EACH
18.0 x 2.00	1 1/2	2431-894	$40.50
18.0 x 2.50	1 1/2	2431-988	45.00
20.0 x 1.00	1 1/2	2432-000	40.50
20.0 x 1.50	1 1/2	2431-906	40.50
20.0 x 2.50	1 1/2	2431-912	40.50
14.0 x 1.25	2	2431-924	25.00
16.0 x 1.50	2	2431-930	69.21
16.0 x 2.00	2	2431-936	69.21
18.0 x 1.50	2	2431-960	69.21
18.0 x 2.00	2	2431-966	69.21
18.0 x 2.50	2	2431-972	69.21
20.0 x 1.50	2	2432-008	69.21
20.0 x 2.00	2	2432-014	69.21
20.0 x 2.50	2	2432-020	69.21
22.0 x 1.00	2	2432-032	69.21
22.0 x 1.50	2	2432-040	69.21
22.0 x 2.00	2	2432-045	69.21
22.0 x 2.50	2	2432-050	69.21
24.0 x 1.50	2	2432-074	69.21
24.0 x 2.00	2	2432-080	69.21
24.0 x 3.00	2	2432-086	69.21
27.0 x 2.00	2	2432-141	69.21
27.0 x 3.00	2	2432-143	69.21
30.0 x 1.50	2	2432-156	69.21
30.0 x 2.00	2	2432-158	69.21
30.0 x 3.50	2	2432-198	69.21
27.0 x 2.00	2 1/2	2432-170	95.40
27.0 x 3.00	2 1/2	2432-176	95.40
30.0 x 2.00	2 1/2	2432-194	95.40
30.0 x 3.50	2 1/2	2432-200	95.40
33.0 x 2.00	2 1/2	2432-218	95.40
33.0 x 3.50	2 1/2	2432-224	95.40
36.0 x 3.00	2 1/2	2432-254	95.40
36.0 x 4.00	2 1/2	2432-260	95.40
39.0 x 3.00	3	2432-374	175.50
39.0 x 4.00	3	2432-380	92.50
42.0 x 4.50	3	2432-408	175.50
45.0 x 4.50	3	2432-438	92.50
48.0 x 5.00	3	2432-464	175.50

Special Metric Round Adjustable Dies

Right Hand – HSS

Any size not listed available on request. Many special sizes in stock.

Pittsburg® ALLEGHANY

8

SIZE	OUTSIDE DIAM.	ORDER NO.	PRICE EACH
1.0 x 0.20	13/16	2431-030	$21.42
1.0 x 0.25	13/16	2431-042	21.42
1.2 x 0.20	13/16	2431-048	21.42
1.4 x 0.20	13/16	2431-054	21.42
1.5 x 0.30	13/16	2431-066	21.42
1.7 x 0.20	13/16	2431-084	21.42
2.0 x 0.20	13/16	2431-096	21.42
2.0 x 0.25	13/16	2431-102	21.42
2.0 x 0.50	13/16	2431-120	21.42
2.3 x 0.25	13/16	2431-132	21.42
2.3 x 0.40	13/16	2431-138	21.42
2.5 x 0.50	13/16	2431-150	21.42
2.6 x 0.35	13/16	2431-156	21.42
3.0 x 0.60	13/16	2431-176	21.42
3.5 x 0.35	13/16	2431-192	25.17
4.0 x 0.35	13/16	2431-204	25.17
4.0 x 0.75	13/16	2431-212	21.42
4.0 x 0.75	1	2431-330	26.91
5.0 x 0.75	1	2431-354	26.91
5.5 x 0.75	1	2431-378	13.75
6.0 x 1.50	1	2431-420	26.91
7.0 x 1.25	1	2431-450	26.91
8.0 x 0.50	1	2431-462	26.91
8.0 x 1.50	1	2431-492	26.91
9.0 x 0.75	1	2431-498	26.91
10.0 x 1.75	1	2431-546	26.91

SIZE	OUTSIDE DIAM.	ORDER NO.	PRICE EACH
11.0 x 0.50	1	2431-550	$26.91
11.0 x 0.75	1	2431-552	26.91
12.0 x 0.75	1	2431-564	40.50
12.0 x 1.00	1	2431-572	26.91
12.0 x 1.50	1	2431-582	26.91
11.0 x 1.25	1 1/2	2431-666	40.50
12.0 x 2.00	1 1/2	2431-702	40.50
13.0 x 1.00	1 1/2	2431-711	40.50
13.0 x 1.50	1 1/2	2431-713	40.50
13.0 x 1.75	1 1/2	2431-720	40.50
13.0 x 2.00	1 1/2	2431-725	40.50
14.0 x 0.50	1 1/2	2431-740	40.50
14.0 x 1.75	1 1/2	2431-760	40.50
15.0 x 0.75	1 1/2	2431-786	17.50
15.0 x 1.00	1 1/2	2431-792	40.50
15.0 x 1.50	1 1/2	2431-798	40.50
15.0 x 1.75	1 1/2	2431-804	17.50
15.0 x 2.00	1 1/2	2431-810	40.50
16.0 x 0.75	1 1/2	2431-820	40.50
16.0 x 1.25	1 1/2	2431-834	40.50
17.0 x 0.75	1 1/2	2431-852	17.50
17.0 x 1.00	1 1/2	2431-858	40.50
17.0 x 1.25	1 1/2	2431-864	40.50
17.0 x 1.50	1 1/2	2431-870	40.50
17.0 x 2.00	1 1/2	2431-876	40.50
18.0 x 1.25	1 1/2	2431-880	17.50
18.0 x 1.75	1 1/2	2431-888	40.50
18.0 x 1.00	2	2431-954	69.21

SIZE	OUTSIDE DIAM.	ORDER NO.	PRICE EACH
20.0 x 1.00	2	2432-002	$69.21
23.0 x 1.50	2	2432-059	69.21
24.0 x 1.00	2	2432-062	69.21
25.0 x 1.00	2	2432-092	69.21
25.0 x 1.25	2	2432-104	69.21
25.0 x 1.50	2	2432-098	69.21
25.0 x 2.00	2	2432-110	69.21
26.0 x 1.50	2	2432-124	69.21
26.0 x 2.00	2	2432-128	69.21
27.0 x 1.00	2	2432-134	69.21
28.0 x 1.50	2	2432-150	69.21
28.0 x 1.50	2 1/2	2432-153	95.40
30.0 x 1.00	2 1/2	2432-182	95.40
30.0 x 1.50	2 1/2	2432-188	95.40
36.0 x 2.00	2 1/2	2432-248	95.40
34.0 x 1.50	2 1/2	2432-230	95.40
34.0 x 3.50	2 1/2	2432-233	65.50
35.0 x 1.50	2 1/2	2432-236	95.40
36.0 x 1.50	2 1/2	2432-242	95.40
38.0 x 4.00	2 1/2	2432-272	65.50
39.0 x 1.50	3	2432-368	175.50
40.0 x 1.50	3	2432-386	175.50
42.0 x 1.50	3	2432-398	175.50
42.0 x 3.00	3	2432-404	175.50
45.0 x 1.50	3	2432-428	175.50
48.0 x 3.00	3	2432-458	175.50

Left Hand Metric Round Adjustable Dies

High Speed Steel

WARNING: This product contains Cobalt and/or Nickel and/or Lead a chemical known to the state of California to cause cancer or birth defects or other reproductive harm. For more information: www.prop65.ca.gov. **WARNING:** Cutting tools may shatter. Always wear approved safety glasses and mask when regrinding.

Pittsburg® ALLEGHANY

8

SIZE	OUTSIDE DIAM.	ORDER NO.	PRICE EACH
2.0 x 0.40	1	2433-254	$23.33
2.3 x 0.40	1	2433-257	POA
2.5 x 0.45	1	2433-259	POA
2.6 x 0.45	1	2433-261	POA
3.0 x 0.50	1	2433-294	32.89
3.5 x 0.60	1	2433-306	32.89
4.0 x 0.70	1	2433-334	32.89
4.5 x 0.75	1	2433-342	32.89
5.0 x 0.80	1	2433-360	32.89
5.5 x 0.90	1	2433-362	POA
6.0 x 1.00	1	2433-408	32.89
7.0 x 1.00	1	2433-444	32.89
8.0 x 1.00	1	2433-480	32.89
8.0 x 1.25	1	2433-485	32.89
9.0 x 1.25	1	2433-487	POA
10.0 x 1.0	1	2433-528	POA
10.0 x 1.25	1	2433-535	32.89
10.0 x 1.50	1	2433-540	32.89
10.0 x 1.75	1	2433-543	POA
11.0 x 1.0	1	2433-545	POA

SIZE	OUTSIDE DIAM.	ORDER NO.	PRICE EACH
12.0 x 1.25	1	2433-582	$ 32.89
12.0 x 1.25	1 1/2	2433-684	49.50
12.0 x 1.75	1	2433-588	32.89
12.0 x 1.75	1 1/2	2433-696	49.50
14.0 x 1.00	1-1/2	2433-744	POA
14.0 x 1.25	1-1/2	2433-747	POA
14.0 x 1.50	1 1/2	2433-756	49.50
14.0 x 2.00	1	2433-600	9.70
14.0 x 2.00	1 1/2	2433-760	49.50
16.0 x 1.50	1 1/2	2433-840	49.50
16.0 x 2.00	1 1/2	2433-846	49.50
18.0 x 1.00	1-1/2	2433-848	POA
18.0 x 1.50	1 1/2	2433-882	49.50
18.0 x 2.50	1 1/2	2433-988	49.50
20.0 x 1.50	1-1/2	2433-991	POA
20.0 x 2.50	2	2434-020	70.50
22.0 x 2.50	2	2434-050	70.50
24.0 x 3.00	2	2434-086	70.50
27.0 x 3.00	2 1/2	2434-176	109.50
30.0 x 3.50	2 1/2	2434-224	109.50

Hexagon Rethreading Dies

Carbon Steel & High Speed Steel – NC, NF & NS

		8		2		3	
		CARBON STEEL				HSS	
		Pittsburg® ALLEGHANY		USA MADE		Pittsburg® ALLEGHANY	
SIZE	NC NF NS	ORDER NO.	PRICE EACH	ORDER NO.	PRICE EACH	ORDER NO.	PRICE EACH
2-56	NC	2490-230	$12.24	–	–	–	–
2-64	NF	2490-240	12.24	–	–	–	–
3-48	NC	2490-280	12.24	–	–	–	–
3-56	NF	2490-290	12.24	–	–	–	–
4-40	NC	2490-345	12.24	2482-184	$5.67	2500-345	$17.10
4-48	NF	2490-353	12.24	–	–	–	–
5-40	NC	2490-410	12.24	2482-186	5.67	–	–
5-44	NF	2490-415	12.24	–	–	–	–
6-32	NC	2490-475	12.24	2482-188	20.39	2500-475	17.10
6-40	NF	2490-485	12.24	2482-189	POA	2500-485	3.74
8-32	NC	2490-615	12.24	2482-190	20.39	2500-615	17.10
8-36	NF	2490-620	12.24	–	–	2500-620	3.74
10-24	NC	2490-740	12.24	2482-192	20.39	2500-740	17.10
10-32	NF	2490-751	12.24	2482-194	17.73	2500-751	17.10
12-24	NC	2490-885	12.24	2482-196	20.39	2500-885	17.10
12-28	NF	2490-890	12.24	–	–	2500-890	3.74
1/4-20	NC	2482-101	12.24	2482-201	20.39	2502-405	17.10
1/4-28	NF	2482-102	12.24	2482-202	20.39	2502-417	17.10
5/16-18	NC	2482-103	13.50	2482-203	22.52	2502-698	19.80
5/16-24	NF	2482-104	13.50	2482-204	22.52	2502-706	19.80
3/8-16	NC	2482-105	14.22	2482-205	23.70	2503-011	21.33
3/8-24	NF	2482-106	14.22	2482-206	23.70	2503-025	21.33
7/16-14	NC	2482-107	16.02	2482-207	26.70	2503-300	24.03
7/16-20	NF	2482-108	16.02	2482-208	26.70	2503-315	24.03

		8		2		3	
		CARBON STEEL				HSS	
		Pittsburg® ALLEGHANY		USA MADE		Pittsburg® ALLEGHANY	
SIZE	NC NF NS	ORDER NO.	PRICE EACH	ORDER NO.	PRICE EACH	ORDER NO.	PRICE EACH
1/2-13	NC	2482-109	$17.10	2482-209	$28.52	2503-562	$25.65
1/2-20	NF	2482-110	17.10	2482-210	28.52	2503-575	25.65
9/16-12	NC	2482-111	18.18	2482-211	30.33	2503-845	29.07
9/16-18	NF	2482-112	18.18	2482-212	30.33	2503-853	29.07
5/8-11	NC	2482-113	21.06	2482-213	35.14	2504-111	33.08
5/8-18	NF	2482-114	21.06	2482-214	35.14	2504-125	33.08
11/16-11	NC	2482-115	23.58	-	-	2504-365	41.85
11/16-16	NF	2482-116	23.58	2482-216	39.33	2504-380	41.85
3/4-10	NC	2482-117	27.90	2482-217	46.53	2504-617	50.22
3/4-16	NF	2482-118	27.90	2482-218	46.53	2504-626	41.85
7/8-9	NC	2482-119	31.32	2482-219	52.27	2505-177	57.02
7/8-14	NF	2482-120	31.32	2482-220	52.27	2505-185	57.02
1-8	NC	2482-121	35.82	2482-221	59.78	2505-697	74.05
1-12	NF	2482-122	35.82	2482-222	59.78	2505-703	74.05
1-14	NS	2482-123	35.82	2482-223	59.78	2505-706	74.05
1-1/8-7	NC	2482-124	41.94	2482-224	77.63	2506-050	89.38
1-1/8-12	NF	2482-125	41.94	2482-225	77.63	2506-059	89.38
1-1/4-7	NC	2482-126	50.40	2482-226	81.97	2506-327	103.50
1-1/4-12	NF	2482-127	50.40	2482-227	81.97	2506-337	103.50
1-3/8-6	NC	2482-128	53.82	2482-228	92.12	2506-575	121.50
1-3/8-12	NF	2482-129	53.82	2482-229	92.12	2506-592	121.50
1-1/2-6	NC	2482-130	58.32	2482-230	142.21	2506-830	157.50
1-1/2-12	NF	2482-131	58.32	2482-231	142.21	2506-847	157.50

Metric Hexagon Dies

Right Hand – Carbon Steel

WARNING: This product contains Cobalt and/or Nickel and/or Lead a chemical known to the state of California to cause cancer or birth defects or other reproductive harm. For more information: www.prop65.ca.gov. **WARNING:** Cutting tools may shatter. Always wear approved safety glasses and mask when regrinding.

Pittsburg® ALLEGHANY

8

Standard Metric Sizes

SIZE	ORDER NO.	PRICE EACH
M 3.0 X 0.50	2483-090	$13.19
M 3.5 X 0.60	2483-097	13.19
M 4.0 x 0.07	2483-101	13.19
M 4.5 x 0.75	2483-104	13.19
M 5.0 x 0.80	2483-106	13.19
M 6.0 x 1.00	2483-111	13.89
M 6.3 x 1.00	2483-116	13.89
M 7.0 x 1.00	2483-121	15.63
M 8.0 x 1.00	2483-126	15.63
M 8.0 x 1.25	2483-131	15.63
M 9.0 X 1.00	2483-139	16.31
M 9.0 X 1.25	2483-140	16.31
M 10.0 x 1.00	2483-146	18.37
M 10.0 x 1.25	2483-151	18.37
M 10.0 x 1.50	2483-156	18.37

SIZE	ORDER NO.	PRICE EACH
M 12.0 x 1.25	2483-171	$19.72
M 12.0 x 1.50	2483-173	19.72
M 12.0 x 1.75	2483-176	19.72
M 14.0 x 1.25	2483-186	21.00
M 14.0 x 1.50	2483-191	21.00
M 14.0 x 2.00	2483-196	21.00
M 16.0 x 1.50	2483-206	24.09
M 16.0 x 2.00	2483-211	24.09
M 18.0 x 1.50	2483-226	36.04
M 18.0 x 2.50	2483-236	36.04
M 20.0 x 1.50	2483-246	36.04
M 20.0 x 2.50	2483-251	36.04
M 22.0 x 1.50	2483-261	46.29
M 22.0 x 2.50	2483-266	46.29

SIZE	ORDER NO.	PRICE EACH
M 24.0 x 1.50	2483-271	$46.29
M 24.0 x 2.00	2483-276	46.29
M 24.0 x 3.00	2483-281	46.29
M 27.0 x 2.00	2483-301	51.49
M 27.0 x 3.00	2483-306	51.49
M 30.0 X 1.50	2483-316	62.28
M 30.0 x 2.00	2483-321	62.28
M 30.0 x 3.50	2483-326	62.28
M 33.0 x 2.00	2483-331	68.53
M 33.0 x 3.50	2483-336	68.53
M 36.0 x 3.00	2483-343	75.47
M 36.0 x 4.00	2483-346	75.47
M 39.0 x 3.00	2483-354	82.59
M 39.0 x 4.00	2483-355	82.59

Special Metric Sizes

SIZE	ORDER NO.	PRICE EACH
M 2.0 X 0.45	2483-086	$3.46
M 3.0 X 0.60	2483-091	13.19
M 4.0 X 0.75	2483-099	13.19
M 5.5 X 0.90	2483-109	14.23
M 8.0 X 1.50	2483-136	15.63
M11.0 X 1.00	2483-159	18.37
M11.0 X 1.25	2483-161	18.37
M12.0 X 1.00	2483-166	19.72
M14.0 X 1.00	2483-181	21.00
M15.0 X 1.50	2483-199	24.09
M15.0 X 1.75	2483-201	7.62
M16.0 X 1.00	2483-202	24.09
M16.0 X 1.25	2483-203	24.09
M17.0 X 1.00	2483-216	36.04

SIZE	ORDER NO.	PRICE EACH
M17.0 X 1.50	2483-221	$36.04
M18.0 X 1.75	2483-231	10.17
M20.0 X 1.00	2483-241	36.04
M20.0 X 1.25	2483-243	36.04
M22.0 X 1.00	2483-253	46.29
M22.0 X 2.00	2483-264	46.29
M24.0 X 2.50	2483-279	46.29
M25.0 X 1.50	2483-286	51.49
M25.0 X 2.00	2483-288	51.49
M26.0 X 1.50	2483-291	51.49
M26.0 X 3.00	2483-296	51.49
M27.0 X 1.50	2483-299	51.49
M28.0 X 1.50	2483-308	62.28
M28.0 X 2.00	2483-309	62.28

SIZE	ORDER NO.	PRICE EACH
M 28.0 X 3.00	2483-311	$17.84
M 30.0 X 3.00	2483-324	62.28
M 32.0 X 1.50	2483-327	68.53
M 33.0 X 1.50	2483-329	68.53
M 35.0 X 1.50	2483-341	75.47
M 36.0 X 1.50	2483-342	75.47
M 39.0 X 1.50	2483-352	82.59
M 40.0 X 1.50	2483-353	102.63
M 40.0 X 2.00	2483-356	102.63
M 42.0 X 1.50	2483-358	102.63
M 42.0 X 4.50	2483-359	102.63
M 45.0 X 1.50	2483-361	124.20
M 50.0 X 1.50	2483-366	155.25
M 60.0 X 2.00	2483-386	POA

Hexagon Rethreading Dies– Left Hand

Carbon Steel & High Speed Steel – NC, NF & NS

Pittsburg® ALLEGHANY



3

SIZE	NC NF NS	CARBON STEEL ORDER NO.	CARBON STEEL PRICE EACH	HSS ORDER NO.	HSS PRICE EACH
4-40	NC	2510-345	$3.98	–	–
4-48	NF	2510-353	3.98	–	–
5-40	NC	2510-410	3.98	–	–
5-44	NF	2510-415	3.98	–	–
6-32	NC	2510-475	3.98	–	–
6-40	NF	2510-485	3.98	–	–
8-32	NC	2510-615	3.98	–	–
8-36	NF	2510-620	3.98	–	–
10-24	NC	2510-740	3.98	–	–
10-32	NF	2510-751	3.98	–	–
12-24	NC	2510-885	3.98	–	–
12-28	NF	2510-890	3.98	–	–
1/4-20	NC	2512-403	13.46	2522-403	POA
1/4-28	NF	2512-417	13.46	2522-417	POA

SIZE	NC NF NS	CARBON STEEL ORDER NO.	CARBON STEEL PRICE EACH	HSS ORDER NO.	HSS PRICE EACH
5/16-18	NC	2512-698	$14.85	2522-698	POA
5/16-24	NF	2512-706	14.85	2522-706	POA
3/8-16	NC	2513-010	16.65	2523-010	POA
3/8-24	NF	2513-026	16.65	2523-026	POA
7/16-14	NC	2513-300	17.91	2523-300	POA
7/16-20	NF	2513-313	17.91	2523-313	POA
1/2-13	NC	2513-562	21.15	2523-562	POA
1/2-20	NF	2513-575	21.15	2523-575	POA
9/16-12	NC	2513-845	23.85	2523-845	POA
9/16-18	NF	2513-852	23.85	2523-852	POA
5/8-11	NC	2514-111	26.10	2524-111	POA
5/8-18	NF	2514-125	26.10	2524-125	POA
11/16-11	NC	2514-367	30.90	2524-367	POA
11/16-16	NF	2514-375	30.90	2524-375	POA

SIZE	NC NF NS	CARBON STEEL ORDER NO.	CARBON STEEL PRICE EACH	HSS ORDER NO.	HSS PRICE EACH
3/4-10	NC	2514-617	$35.34	2524-617	POA
3/4-16	NF	2514-626	35.34	2524-626	POA
7/8-9	NC	2515-177	39.72	2525-177	POA
7/8-14	NF	2515-185	8.22	2525-185	POA
1-8	NC	2515-697	44.94	2525-697	POA
1-12	NF	2515-703	44.94	2525-703	POA
1-14	NS	2515-706	44.94	2525-706	POA
1-1/8-7	NC	2516-050	58.50	–	–
1-1/8-12	NF	2516-059	58.50	–	–
1-1/4-7	NC	2516-327	69.50	2526-327	POA
1-1/4-12	NF	2516-337	69.50	2526-337	POA
1-3/8-6	NC	2516-577	72.25	2526-577	POA
1-3/8-12	NF	2516-592	72.25	2526-592	POA
1-1/2-6	NC	2516-832	78.90	2526-832	POA
1-1/2-12	NF	2516-847	78.90	2526-847	POA

Popular Special Hexagon Dies

Carbon Steel - Right Hand

WARNING: This product contains Cobalt and/or Nickel and/or Lead a chemical known to the state of California to cause cancer or birth defects or other reproductive harm. For more information: www.prop65.ca.gov. **WARNING:** Cutting tools may shatter. Always wear approved safety glasses and mask when regrinding.

Pittsburg® ALLEGHANY



3

SIZE	CARBON STEEL RIGHT HAND ORDER NO.	PRICE EACH
4-32	2490-335	$3.50
6-36	2490-480	3.50
12-32	2490-895	3.50
14-20	2491-005	18.07
1/4-24	2492-410	18.07
1/4-27	2492-415	18.07
1/4-32	2492-425	18.07
1/4-36	2492-430	18.07
1/4-40	2492-435	18.07
1/4-48	2492-445	18.07
9/32-32	2492-585	3.97
5/16-20	2492-702	19.93
5/16-27	2492-710	19.93
5/16-28	2492-713	19.93
5/16-32	2492-723	19.93
5/16-40	2492-733	19.93
3/8-18	2493-015	20.99
3/8-20	2493-020	20.99
3/8-27	2493-033	20.99
3/8-28	2493-036	18.25
3/8-32	2493-046	20.99
3/8-40	2493-055	20.99
3/8-48	2493-065	4.18
7/16-16	2493-305	4.71
7/16-18	2493-310	4.71
7/16-24	2493-320	23.64
7/16-27	2493-325	4.71
7/16-28	2493-330	23.64
7/16-32	2493-340	23.64
7/16-40	2493-350	23.64
1/2-12	2493-560	25.24
1/2-14	2493-564	5.59
1/2-16	2493-568	25.24
1/2-18	2493-572	25.24
1/2-24	2493-582	25.24
1/2-27	2493-589	25.24
1/2-28	2493-592	25.24
1/2-32	2493-600	25.24
1/2-40	2493-610	25.24
9/16-16	2493-850	26.83
9/16-20	2493-855	26.83
9/16-24	2493-860	26.83
9/16-27	2493-868	6.42
9/16-32	2493-876	26.83
9/16-40	2493-986	6.42
5/8-10	2494-109	31.08
5/8-12	2494-113	31.08
5/8-14	2494-119	7.06
5/8-16	2494-123	31.08
5/8-20	2494-128	31.08
5/8-24	2494-133	31.08
5/8-27	2494-139	7.06
5/8-28	2494-142	7.06
5/8-32	2494-147	31.08
5/8-40	2494-157	7.06

SIZE	CARBON STEEL RIGHT HAND ORDER NO.	PRICE EACH
11/16-14	2494-373	$8.70
11/16-18	2494-378	34.80
11/16-20	2494-382	34.80
11/16-24	2494-387	34.80
11/16-27	2494-392	8.70
11/16-28	2494-395	8.70
11/16-32	2494-400	8.70
3/4-12	2494-620	41.18
3/4-18	2494-629	41.18
3/4-20	2494-633	41.18
3/4-24	2494-638	41.18
3/4-27	2494-645	8.70
3/4-32	2494-653	41.18
13/16-10	2494-915	46.22
13/16-12	2494-920	232.71
13/16-16	2494-930	46.22
13/16-18	2494-935	46.22
13/16-20	2494-940	46.22
13/16-24	2494-945	46.22
13/16-27	2494-950	9.34
13/16-28	2494-955	9.34
13/16-32	2494-960	46.22
7/8-10	2495-179	46.22
7/8-12	2495-183	36.54
7/8-16	2495-187	46.22
7/8-18	2495-191	46.22
7/8-20	2495-195	46.22
7/8-24	2495-201	46.22
7/8-27	2495-208	9.49
7/8-28	2495-211	9.49
7/8-32	2495-217	46.22
7/8-40	2495-227	46.22
15/16-12	2495-445	52.87
15/16-16	2495-451	52.87
15/16-18	2495-455	52.87
15/16-20	2495-459	52.87
15/16-24	2495-465	12.12
15/16-27	2495-470	12.12
15/16-32	2495-477	12.12
1-10	2495-700	52.87
1-16	2495-709	52.87
1-18	2495-713	52.87
1-20	2495-717	52.87
1-24	2495-723	52.87
1-27	2495-728	12.12
1-32	2495-737	52.87
1 1/16-12	2495-911	61.89
1 1/16-14	2495-915	15.20
1 1/16-16	2495-919	61.89
1 1/16-18	2495-923	61.89
1 1/16-20	2495-927	15.20
1 1/16-24	2495-933	15.20
1 1/8-8	2496-052	61.89
1 1/8-10	2496-056	15.20
1 1/8-14	2496-062	15.20

SIZE	CARBON STEEL RIGHT HAND ORDER NO.	PRICE EACH
1 1/8-16	2496-066	$61.89
1 1/8-18	2496-070	61.89
1 1/8-20	2496-074	61.89
1 3/16-8	2496-198	74.38
1 3/16-12	2496-206	74.38
1 3/16-16	2496-214	74.38
1 3/16-18	2496-218	74.38
1 1/4-8	2496-330	74.38
1 1/4-10	2496-334	74.38
1 1/4-14	2496-340	15.89
1 1/4-16	2496-344	74.38
1 1/4-18	2496-348	74.38
1 1/4-20	2496-352	74.38
1 5/16-8	2496-458	79.43
1 5/16-12	2496-466	79.43
1 5/16-18	2496-478	79.43
1 3/8-8	2496-583	79.43
1 3/8-10	2496-589	79.43
1 3/8-16	2496-599	79.43
1 3/8-18	2496-600	79.43
1 3/8-20	2496-605	79.43
1 7/16-8	2496-713	86.07
1 7/16-12	2496-721	86.07
1 7/16-16	2496-729	86.07
1 7/16-18	2496-733	86.07
1 1/2-8	2496-838	86.07
1 1/2-14	2496-850	86.07
1 1/2-16	2496-854	86.07
1 1/2-18	2496-858	86.07
1 1/2-20	2496-862	86.07
1 5/8-5 1/2	2497-138	131.38
1 5/8-8	2497-145	131.38
1 5/8-12	2497-153	114.24
1 5/8-14	2497-157	131.38
1 5/8-16	2497-161	131.38
1 5/8-18	2497-165	131.38
1 5/8-20	2497-169	37.05
1 3/4-5	2497-298	158.73
1 3/4-6	2497-301	158.73
1 3/4-8	2497-307	158.73
1 3/4-10	2497-311	158.73
1 3/4-12	2497-315	158.73
1 3/4-16	2497-323	158.73
1 3/4-18	2497-327	158.73
1 3/4-20	2497-331	158.73
1 7/8-5	2497-448	232.71
1 7/8-8	2497-455	232.71
1 7/8-12	2497-463	232.71
1 7/8-14	2497-467	42.78
1 7/8-16	2497-471	232.71
1 7/8-18	2497-475	232.71
1 7/8-20	2497-479	42.78
2-4 1/2	2497-640	232.71
2-8	2497-650	232.71
2-12	2497-660	232.71

SIZE	CARBON STEEL RIGHT HAND ORDER NO.	PRICE EACH
2-16	2497-668	$232.71
2-18	2497-672	232.71
2-20	2497-676	232.71
2 1/8-8	2497-800	318.78
2 1/8-12	2497-808	318.78
2 1/8-16	2497-816	318.78
2 1/4-4 1/2	2497-918	318.78
2 1/4-8	2497-926	318.78
2 1/4-12	2497-934	318.78
2 1/4-16	2497-942	318.78
2 1/4-18	2497-946	318.78
2 3/8-8	2498-040	371.91
2 3/8-12	2498-048	371.91
2 3/8-16	2498-056	371.91
2 1/2-4	2498-150	280.00
2 1/2-8	2498-163	371.91
2 1/2-12	2498-171	371.91
2 1/2-16	2498-179	371.91
2 5/8-4	2498-275	504.74
2 5/8-8	2498-281	504.74
2 5/8-12	2498-289	504.74
2 3/4-4	2498-370	504.74
2 3/4-8	2498-376	504.74
2 3/4-12	2498-384	504.74
2 7/8-8	2498-450	555.54
2 7/8-12	2498-455	555.54
3-4	2498-537	418.25
3-8	2498-545	555.54
3-12	2498-553	555.54
3-16	2498-559	555.54
3 1/8-4	2498-595	698.33
3 1/8-8	2498-600	698.33
3 1/8-12	2498-605	698.33
3 1/4-4	2498-642	525.75
3 1/4-8	2498-650	698.33
3 1/4-12	2498-655	698.33
3 3/8-8	2498-735	754.45
3 3/8-12	2498-740	754.45
3 1/2-4	2498-775	568.00
3 1/2-8	2498-785	754.45
3 1/2-12	2498-790	754.45
3 5/8- 8	2498-840	810.23
3 5/8-12	2498-845	810.23
3 3/4-4	2498-880	610.00
3 3/4-8	2498-885	810.23
3 3/4-12	2498-890	810.23
3 7/8-12	2498-935	896.57
4-4	2498-970	675.00
4-8	2498-975	896.57
4-12	2498-980	896.57
4 1/4-12	2499-025	961.40
4 1/2-8	2499-105	1052.71
4 1/2-12	2499-110	1052.71
5-12	2499-185	1240.51

We stock RH & LH, Carbon Steel & High Speed, Screw Machine, Fractional, and Decimal Size Special Hex Dies. Price on application.

Full Special Hexagon Dies

Right & Left Hand

Please specify quantity when ordering.

POPULAR SPECIAL CARBON STEEL R.H. HEX DIES: SEE PAGE 153

WARNING: This product contains Cobalt and/or Nickel and/or Lead a chemical known to the state of California to cause cancer or birth defects or other reproductive harm. For more information: www.prop65.ca.gov. **WARNING:** Cutting tools may shatter. Always wear approved safety glasses and mask when regrinding.

SIZE	CARBON STEEL RIGHT HAND ORDER NO.	CARBON STEEL RIGHT HAND PRICE EACH	H.S.S. RIGHT HAND ORDER NO.	H.S.S. RIGHT HAND PRICE EACH	CARBON STEEL LEFT HAND ORDER NO.	CARBON STEEL LEFT HAND PRICE EACH
4-36	2490-340	12.24	–	–	–	–
5-32	2490-400	POA	–	–	–	–
5-64	–	–	2500-435	POA	–	–
6-36	See Popular Specials		–	–	2510-480	POA
8-40	2490-625	POA	2500-625	POA	2510-625	POA
10-28	2490-745	POA	–	–	–	–
10-30	2490-748	POA	–	–	–	–
12-56	2490-915	POA	–	–	–	–
12-60	2490-920	POA	–	–	–	–
14-24	2491-010	18.07	–	–	–	–
1/16-64	2491-795	POA	–	–	–	–
3/32-48	2491-885	POA	–	–	–	–
5/32-32	2492-060	POA	–	–	–	–
5/32-36	2492-065	POA	–	–	–	–
3/16-24	2492-165	16.42	–	–	–	–
3/16-32	2492-175	16.42	–	–	–	–
7/32-24	2492-275	POA	–	–	–	–
7/32-32	2492-285	POA	–	–	–	–
1/4-16	2492-395	POA	–	–	–	–
1/4-18	2492-400	POA	–	–	–	–
1/4-24	See Popular Specials		2502-410	POA	2512-410	POA
1/4-26	–	–	–	–	2512-413	POA
1/4-27	See Popular Specials		–	–	2512-415	POA
1/4-30	2492-420	POA	–	–	–	–
1/4-32	See Popular Specials		2502-425	POA	2512-425	POA
1/4-36	See Popular Specials		–	–	2512-430	POA
1/4-40	See Popular Specials		–	–	2512-435	POA
5/16-20	See Popular Specials		2502-702	POA	2512-702	POA
5/16-30	2492-718	POA	–	–	–	–
5/16-32	See Popular Specials		2502-723	POA	2512-723	POA
5/16-40	See Popular Specials		–	–	2512-733	POA
5/16-50	–	–	2502-744	POA	–	–
21/64-20	2492-825	POA	–	–	–	–
11/32-24	2492-876	POA	–	–	–	–
3/8-18	See Popular Specials		2503-015	POA	–	–
3/8-20	See Popular Specials		2503-020	POA	2513-020	POA
3/8-26	2493-030	POA	–	–	–	–
3/8-28	See Popular Specials		2503-036	POA	–	–
3/8-30	2493-041	POA	–	–	–	–
3/8-32	See Popular Specials		2503-046	POA	2513-046	POA
3/8-40	See Popular Specials		–	–	2513-055	POA
13/32-28	2493-197	POA	–	–	–	–
13/32-40	2493-210	POA	–	–	–	–
17/64-36	2493-265	POA	–	–	–	–
7/16-18	See Popular Specials		–	–	2513-310	POA
7/16-24	See Popular Specials		2503-320	POA	2513-320	POA
7/16-28	See Popular Specials		2503-330	POA	2513-330	POA
7/16-30	2493-335	POA	–	–	–	–
7/16-32	See Popular Specials		–	–	2513-340	POA
7/16-40	See Popular Specials		–	–	2513-350	POA
1/2-12	See Popular Specials		2503-560	POA	–	–
1/2-16	See Popular Specials		–	–	2513-568	POA
1/2-18	See Popular Specials		–	–	2513-572	POA
1/2-22	2493-578	POA	–	–	–	–
1/2-24	See Popular Specials		–	–	2513-582	POA
1/2-25	2493-585	POA	–	–	–	–
1/2-27	See Popular Specials		2503-589	POA	2513-589	POA
1/2-28	See Popular Specials		2503-592	POA	2513-592	POA
1/2-30	2493-596	POA	–	–	–	–
1/2-32	See Popular Specials		–	–	2513-600	POA
1/2-40	See Popular Specials		–	–	2513-610	POA
9/16-8	2493-840	POA	–	–	–	–
9/16-16	See Popular Specials		–	–	2513-850	POA
9/16-20	See Popular Specials		2503-855	POA	2513-855	POA
9/16-24	See Popular Specials		2503-860	POA	2513-860	POA
9/16-25	2493-863	POA	2503-863	POA	–	–
9/16-28	2493-871	POA	–	–	–	–
9/16-32	See Popular Specials		2503-876	POA	2513-876	POA
5/8-8	2494-105	POA	–	–	–	–
5/8-12	See Popular Specials		–	–	2514-113	POA
5/8-13	2494-116	POA	–	–	–	–

SIZE	CARBON STEEL RIGHT HAND ORDER NO.	CARBON STEEL RIGHT HAND PRICE EACH	H.S.S. RIGHT HAND ORDER NO.	H.S.S. RIGHT HAND PRICE EACH	CARBON STEEL LEFT HAND ORDER NO.	CARBON STEEL LEFT HAND PRICE EACH
5/8-16	See Popular Specials		–	–	2514-123	POA
5/8-20	See Popular Specials		2504-128	POA	2514-128	POA
5/8-24	See Popular Specials		2504-135	POA	2514-133	POA
5/8-32	See Popular Specials		2504-147	POA	2514-147	POA
21/32-20	2494-270	POA	–	–	–	–
21/32-32	2494-280	POA	–	–	–	–
11/16-10	2494-365	POA	–	–	–	–
11/16-12	2494-369	34.80	–	–	–	–
11/16-18	See Popular Specials		2504-378	POA	2514-378	POA
11/16-20	See Popular Specials		2504-382	POA	2514-382	POA
11/16-24	See Popular Specials		2504-387	POA	2514-387	POA
11/16-40	2494-410	POA	–	–	–	–
3/4-8	2494-615	POA	2504-615	POA	–	–
3/4-12	See Popular Specials		–	–	2514-620	POA
3/4-14	2494-624	POA	–	–	2514-624	POA
3/4-18	See Popular Specials		–	–	2514-629	POA
3/4-20	See Popular Specials		2504-633	POA	2514-633	POA
3/4-24	See Popular Specials		–	–	2514-638	POA
3/4-25	2494-641	POA	–	–	–	–
3/4-28	2494-648	POA	–	–	–	–
3/4-32	See Popular Specials		2504-653	POA	–	–
3/4-40	2494-663	POA	–	–	–	–
25/32-9	2494-790	POA	–	–	–	–
25/32-16	2494-800	POA	–	–	–	–
13/16- 8	2494-910	POA	–	–	–	–
13/16-10	See Popular Specials		2504-915	POA	2514-915	POA
13/16-14	2494-925	POA	–	–	–	–
13/16-16	See Popular Specials		–	–	2514-930	POA
13/16-18	See Popular Specials		–	–	2514-935	POA
13/16-20	See Popular Specials		2504-940	POA	2514-940	POA
13/16-24	See Popular Specials		–	–	2514-945	POA
13/16-40	2494-970	POA	–	–	–	–
7/8-8	2495-175	POA	–	–	–	–
7/8-12	See Popular Specials		–	–	2515-183	POA
7/8-16	See Popular Specials		–	–	2515-187	POA
7/8-18	See Popular Specials		–	–	2515-191	POA
7/8-20	See Popular Specials		2505-195	POA	2515-195	POA
7/8-24	See Popular Specials		–	–	2515-201	POA
7/8-25	2495-204	POA	–	–	–	–
15/16-8	2495-435	POA	–	–	–	–
15/16-9	2495-438	52.87	–	–	–	–
15/16-10	2495-441	52.87	–	–	–	–
15/16-12	See Popular Specials		–	–	2515-445	POA
15/16-16	See Popular Specials		2505-451	POA	2515-451	POA
15/16-18	See Popular Specials		–	–	2515-455	POA
15/16-20	See Popular Specials		2505-459	POA	2515-459	POA
15/16-32	See Popular Specials		2505-477	POA	–	–
31/32-12	2495-580	POA	–	–	–	–
1-7	2495-695	POA	–	–	–	–
1-10	See Popular Specials		–	–	2515-700	POA
1-16	See Popular Specials		2505-709	POA	2515-709	POA
1-18	See Popular Specials		2505-713	POA	2515-713	POA
1-20	See Popular Specials		2505-717	POA	2515-717	POA
1-24	See Popular Specials		–	–	2515-723	POA
1-28	2495-731	POA	–	–	–	–
1-32	See Popular Specials		2505-737	POA	–	–
1-40	2495-747	POA	–	–	–	–
1 1/32-12	2495-836	POA	–	–	–	–
1 1/16-7	2495-900	POA	2505-900	POA	–	–
1 1/16-8	2495-903	61.89	–	–	2515-903	POA
1 1/16-10	2495-907	POA	–	–	–	–
1 1/16-12	See Popular Specials		2505-911	POA	2515-911	POA
1 1/16-18	See Popular Specials		2505-923	POA	–	–
1 1/16-20	See Popular Specials		2505-927	POA	–	–
1 1/16-32	2495-943	POA	–	–	–	–
1 1/8-5	2496-045	POA	–	–	–	–
1 1/8-6	2496-048	POA	–	–	–	–
1 1/8-8	See Popular Specials		2506-052	POA	2516-052	POA
1 1/8-10	See Popular Specials		–	–	2516-056	POA
1 1/8-16	See Popular Specials		2506-066	POA	2516-066	POA
1 1/8-18	See Popular Specials		2506-070	POA	2516-070	POA

(continued)

Full Special Hexagon Dies

Right & Left Hand

Please specify quantity when ordering.

POPULAR SPECIAL CARBON STEEL R.H. HEX DIES: SEE PAGE 153

Pittsburg® ALLEGHANY

WARNING: This product contains Cobalt and/or Nickel and/or Lead a chemical known to the state of California to cause cancer or birth defects or other reproductive harm. For more information: www.prop65.ca.gov. **WARNING:** Cutting tools may shatter. Always wear approved safety glasses and mask when regrinding.

SIZE	CARBON STEEL RIGHT HAND ORDER NO.	CARBON STEEL RIGHT HAND PRICE EACH	H.S.S. RIGHT HAND ORDER NO.	H.S.S. RIGHT HAND PRICE EACH	CARBON STEEL LEFT HAND ORDER NO.	CARBON STEEL LEFT HAND PRICE EACH
1 1/8-20	See Popular Specials		2506-074	POA	2516-074	POA
1 1/8-24	2496-080	POA	–	–	–	–
1 1/8-32	2496-090	POA	–	–	–	–
1 5/32-14	2496-145	POA	–	–	–	–
1 5/32-18	2496-150	POA	–	–	–	–
1 5/32-32	2496-165	POA	–	–	–	–
1 3/16-7	2496-195	POA	–	–	–	–
1 3/16-8	See Popular Specials		–	–	2516-198	POA
1 3/16-10	2496-202	74.38	–	–	2516-202	POA
1 3/16-12	See Popular Specials		–	–	2516-206	POA
1 3/16-14	2496-210	POA	–	–	2516-210	POA
1 3/16-18	See Popular Specials		2506-218	POA	–	–
1 3/16-20	2496-222	POA	–	–	–	–
1 3/16-24	2496-228	POA	–	–	–	–
1 3/16-32	2496-238	POA	–	–	–	–
1 1/4-8	See Popular Specials		2506-330	POA	2516-330	POA
1 1/4-10	See Popular Specials		2506-334	POA	2516-334	POA
1 1/4-16	See Popular Specials		2506-344	POA	2516-344	POA
1 1/4-18	See Popular Specials		2506-348	POA	2516-348	POA
1 1/4-20	See Popular Specials		–	–	2516-352	POA
1 1/4-24	2496-358	POA	–	–	–	–
1 1/4-27	2496-363	POA	–	–	–	–
1 1/4-28	2496-366	POA	–	–	–	–
1 1/4-32	2496-372	POA	–	–	–	–
1 5/16-7	2496-455	POA	–	–	–	–
1 5/16-8	See Popular Specials		–	–	2516-458	POA
1 5/16-10	2496-462	POA	–	–	–	–
1 5/16-12	See Popular Specials		2506-466	POA	2516-466	POA
1 5/16-14	2496-470	POA	–	–	–	–
1 5/16-16	2496-474	79.43	–	–	2516-474	POA
1 5/16-18	See Popular Specials		2506-478	POA	–	–
1 5/16-20	2496-482	POA	2506-482	POA	2516-482	POA
1 5/16-24	2496-488	POA	–	–	–	–
1 5/16-32	2496-498	POA	–	–	–	–
1 3/8-7	2496-580	79.43	–	–	–	–
1 3/8-8	See Popular Specials		2506-583	POA	2516-583	POA
1 3/8-9	2496-586	POA	–	–	–	–
1 3/8-14	2496-595	POA	–	–	–	–
1 3/8-16	See Popular Specials		–	–	2516-599	POA
1 3/8-18	See Popular Specials		2506-601	POA	2516-602	POA
1 3/8-20	See Popular Specials		–	–	2516-605	POA
1 3/8-24	2496-611	POA	2506-611	POA	–	–
1 3/8-32	2496-621	POA	–	–	–	–
1 7/16-7	2496-710	POA	–	–	–	–
1 7/16-10	2496-717	POA	–	–	–	–
1 7/16-12	See Popular Specials		2506-721	POA	2516-721	POA
1 7/16-14	2496-725	POA	–	–	–	–
1 7/16-18	See Popular Specials		2506-733	POA	2516-733	POA
1 7/16-20	2496-737	POA	–	–	–	–
1 7/16-24	2496-743	POA	–	–	–	–
1 7/16-32	2496-753	POA	–	–	–	–
1 1/2-7	2496-835	POA	–	–	–	–
1 1/2-8	See Popular Specials		2506-838	POA	2516-838	POA
1 1/2-9	2496-841	POA	–	–	–	–
1 1/2-10	2496-844	POA	–	–	2516-844	POA
1 1/2-16	See Popular Specials		–	–	2516-854	POA
1 1/2-18	See Popular Specials		2506-858	POA	2516-858	POA
1 1/2-20	See Popular Specials		–	–	2516-862	POA
1 1/2-24	2496-868	POA	–	–	–	–
1 1/2-32	2496-878	POA	–	–	–	–
1 9/16-8	2497-015	131.38	–	–	–	–
1 9/16-12	2497-020	131.38	–	–	–	–
1 9/16-14	2497-024	POA	–	–	–	–
1 9/16-16	2497-028	131.38	–	–	–	–
1 9/16-18	–	–	2507-032	POA	2517-031	POA
1 9/16-20	2497-034	131.38	–	–	–	–
1 5/8-5	2497-135	131.38	–	–	–	–
1 5/8-5 1/2	See Popular Specials		2507-138	POA	2517-138	POA
1 5/8-6	2497-141	131.38	–	–	–	–
1 5/8-8	See Popular Specials		2507-145	POA	2517-145	POA
1 5/8-10	2497-149	131.38	–	–	–	–
1 5/8-12	See Popular Specials		2507-153	POA	2517-153	POA
1 5/8-16	See Popular Specials		–	–	2517-161	POA

SIZE	CARBON STEEL RIGHT HAND ORDER NO.	CARBON STEEL RIGHT HAND PRICE EACH	H.S.S. RIGHT HAND ORDER NO.	H.S.S. RIGHT HAND PRICE EACH	CARBON STEEL LEFT HAND ORDER NO.	CARBON STEEL LEFT HAND PRICE EACH
1 11/16-5	2497-225	POA	–	–	–	–
1 11/16-8	2497-230	POA	–	–	–	–
1 11/16-12	2497-235	POA	–	–	–	–
1 11/16-16	2497-240	POA	–	–	–	–
1 11/16-18	2497-245	158.73	–	–	2517-245	POA
1 3/4-5	See Popular Specials		2507-298	POA	2517-298	POA
1 3/4-7	2497-304	POA	–	–	–	–
1 3/4-8	See Popular Specials		2507-307	POA	2517-307	POA
1 3/4-10	See Popular Specials		2507-311	POA	–	–
1 3/4-12	See Popular Specials		2507-315	POA	2517-315	POA
1 3/4-14	2497-319	158.73	–	–	–	–
1 3/4-16	See Popular Specials		–	–	2517-323	POA
1 13/16-12	2497-390	POA	–	–	–	–
1 13/16-16	2497-395	POA	–	–	–	–
1 7/8-5	See Popular Specials		2507-448	POA	2517-448	POA
1 7/8-6	2497-451	POA	2507-451	POA	–	–
1 7/8-8	See Popular Specials		2507-455	POA	2517-455	POA
1 7/8-10	2497-459	POA	2507-459	POA	2517-459	POA
1 7/8-12	See Popular Specials		2507-463	POA	2517-463	POA
1 7/8-16	See Popular Specials		2507-471	POA	2517-471	POA
1 15/16-8	2497-575	POA	–	–	2517-575	POA
1 15/16-10	–	–	–	–	2517-577	POA
1 15/16-12	2497-580	POA	–	–	–	–
1 15/16-16	2497-585	POA	–	–	–	–
1 15/16-18	2497-590	POA	–	–	–	–
2-4	–	–	2507-640	POA	–	–
2-4 1/2	See Popular Specials		2507-641	POA	2517-640	POA
2-5	2497-643	POA	–	–	–	–
2-6	2497-646	POA	–	–	2517-646	POA
2-8	See Popular Specials		2507-650	POA	2517-650	POA
2-10	2497-654	232.71	2507-654	POA	2517-654	POA
2-11	2497-657	POA	–	–	–	–
2-12	See Popular Specials		2507-660	POA	2517-660	POA
2-14	2497-664	232.71	–	–	–	–
2-16	See Popular Specials		–	–	2517-668	POA
2-20	See Popular Specials		2507-668	POA	–	–
2 1/16-12	2497-745	POA	–	–	–	–
2 1/16-16	2497-750	POA	–	–	–	–
2 1/16-40	2497-768	POA	–	–	–	–
2 1/8-4 1/2	2497-795	318.78	2507-795	POA	–	–
2 1/8-8	See Popular Specials		2507-800	POA	2517-800	POA
2 1/8-10	2497-804	POA	–	–	–	–
2 1/8-12	See Popular Specials		2507-808	POA	2517-808	POA
2 1/8-14	2497-812	318.78	–	–	–	–
2 1/8-18	2497-820	318.78	–	–	–	–
2 1/8-20	2497-824	POA	–	–	–	–
2 3/16-8	2497-870	POA	–	–	–	–
2 3/16-12	2497-875	POA	–	–	–	–
2 3/16-16	2497-880	POA	–	–	–	–
2 3/16-18	2497-884	POA	–	–	–	–
2 3/16-20	2497-888	POA	2507-888	POA	–	–
2 1/4-4	2497-915	318.78	–	–	–	–
2 1/4-4 1/2	See Popular Specials		2507-918	POA	2517-918	POA
2 1/4-6	2497-922	318.78	–	–	–	–
2 1/4-8	See Popular Specials		2507-926	POA	2517-926	POA
2 1/4-10	2497-930	318.78	–	–	–	–
2 1/4-12	See Popular Specials		2507-934	POA	2517-934	POA
2 1/4-14	2497-938	318.78	–	–	–	–
2 1/4-20	2497-950	POA	–	–	–	–
2 5/16-12	2498-000	POA	–	–	2518-000	POA
2 3/8-4	2498-035	371.91	–	–	–	–
2 3/8-8	See Popular Specials		2508-040	POA	–	–
2 3/8-10	2498-044	371.91	2508-044	POA	–	–
2 3/8-12	See Popular Specials		2508-048	POA	2518-048	POA
2 3/8-14	2498-052	371.91	–	–	–	–
2 3/8-18	2498-060	371.91	–	–	–	–
2 3/8-20	2498-064	POA	–	–	–	–
2 7/16-12	2498-110	POA	–	–	–	–
2 1/2-4	See Popular Specials		2508-150	POA	2518-150	POA
2 1/2-4 1/2	2498-153	371.91	–	–	–	–
2 1/2-5	2498-156	371.91	–	–	–	–
2 1/2-6	2498-159	371.91	–	–	–	–

(continued)

Full Special Hexagon Dies

Right & Left Hand (Continued)

Please specify quantity when ordering.

POPULAR SPECIAL CARBON STEEL R.H. HEX DIES: SEE PAGE 153

WARNING: This product contains Cobalt and/or Nickel and/or Lead a chemical known to the state of California to cause cancer or birth defects or other reproductive harm. For more information: www.prop65.ca.gov. **WARNING:** Cutting tools may shatter. Always wear approved safety glasses and mask when regrinding.

SIZE	CARBON STEEL RIGHT HAND ORDER NO.	CARBON STEEL RIGHT HAND PRICE EACH	H.S.S. RIGHT HAND ORDER NO.	H.S.S. RIGHT HAND PRICE EACH	CARBON STEEL LEFT HAND ORDER NO.	CARBON STEEL LEFT HAND PRICE EACH
2 1/2-8	See Popular Specials		2508-163	POA	2518-163	POA
2 1/2-10	2498-167	371.91	–	–	–	–
2 1/2-12	See Popular Specials		2508-171	POA	2518-171	POA
2 1/2-14	2498-175	POA	–	–	–	–
2 1/2-16	See Popular Specials		2508-179	POA	–	–
2 1/2-18	2498-183	371.91	–	–	–	–
2 9/16-8	–	–	2508-235	POA	–	–
2 9/16-18	2498-240	POA	–	–	–	–
2 5/8-8	See Popular Specials		2508-281	POA	–	–
2 5/8-10	2498-285	POA	–	–	–	–
2 5/8-14	2498-293	504.74	–	–	–	–
2 5/8-16	2498-297	504.74	2508-297	POA	–	–
2 11/16-8	2498-325	POA	–	–	–	–
2 3/4-4	See Popular Specials		2508-370	POA	2518-370	POA
2 3/4-8	See Popular Specials		2508-376	POA	2518-376	POA
2 3/4-10	2498-380	504.74	–	–	–	–
2 3/4-12	See Popular Specials		2508-384	POA	2518-384	POA
2 3/4-14	2498-388	504.74	–	–	–	–
2 3/4-16	2498-392	504.74	–	–	–	–
2 3/4-18	2498-396	POA	–	–	–	–
2 7/8-4	2498-440	555.54	–	–	–	–
2 7/8-6	2498-445	555.54	–	–	–	–
2 7/8-8	See Popular Specials		2508-450	POA	–	–
2 7/8-16	2498-460	555.54	–	–	–	–
3-3 1/2	2498-535	POA	–	–	–	–
3-4	See Popular Specials		2508-537	POA	2518-537	POA
3-6	2498-541	POA	–	–	–	–
3-8	See Popular Specials		2508-545	POA	–	–
3-10	2498-549	POA	–	–	–	–
3-12	See Popular Specials		2508-553	POA	2518-553	POA
3-16	See Popular Specials		–	–	2518-559	POA
3 1/8-16	2498-610	POA	–	–	–	–
3 1/8-18	2498-615	POA	–	–	–	–
3 1/8-20	2498-620	POA	–	–	–	–
3 1/4-4	See Popular Specials		2508-642	POA	2518-642	POA
3 1/4-6	2498-646	POA	–	–	–	–
3 1/4-12	See Popular Specials		–	–	2518-655	POA
3 1/4-16	2498-660	POA	–	–	–	–

SIZE	CARBON STEEL RIGHT HAND ORDER NO.	CARBON STEEL RIGHT HAND PRICE EACH	H.S.S. RIGHT HAND ORDER NO.	H.S.S. RIGHT HAND PRICE EACH	CARBON STEEL LEFT HAND ORDER NO.	CARBON STEEL LEFT HAND PRICE EACH
3 1/2-4	See Popular Specials		–	–	2518-775	POA
3 1/2-6	2498-780	POA	–	–	–	–
3 1/2-8	See Popular Specials		2508-785	POA	–	–
3 1/2-12	See Popular Specials		2508-790	POA	2518-790	POA
3 1/2-16	2498-795	POA	–	–	–	–
3 5/8-12	See Popular Specials		–	–	2518-845	POA
3 5/8-16	2498-850	POA	–	–	–	–
3 3/4-16	2498-895	POA	–	–	–	–
3 3/4-18	2498-900	POA	–	–	–	–
4-3 1/4	2498-965	POA	–	–	–	–
4-4	See Popular Specials		–	–	2518-970	POA
4-12	See Popular Specials		–	–	2518-980	POA
4-16	2498-985	POA	–	–	–	–
4 1/4-4	2499-015	POA	–	–	–	–
4 1/4-8	2499-020	961.40	–	–	2518-650	POA
4 1/4-12	See Popular Specials		2509-025	POA	–	–
4 3/8-8	2499-070	POA	–	–	–	–
4 3/8-12	2499-075	POA	–	–	–	–
4 1/2-4	2499-100	POA	–	–	2519-100	POA
4 3/4-4	2499-130	POA	–	–	–	–
4 3/4-8	2499-135	POA	–	–	–	–
4 3/4-12	2499-140	POA	2509-140	POA	–	–
5-4	2499-170	POA	–	–	–	–
5-6	2499-175	POA	–	–	–	–
5-8	2499-180	1240.51	–	–	–	–
5 1/4-4	2499-200	POA	–	–	–	–
5 1/4-8	2499-205	POA	–	–	–	–
5 1/4-12	2499-210	POA	–	–	–	–
5 1/2-4	2499-240	POA	–	–	–	–
5 1/2-8	2499-245	POA	–	–	–	–
5 1/2-12	2499-250	POA	–	–	–	–
5 3/4-6	2499-280	POA	–	–	–	–
5 3/4-8	2499-285	POA	–	–	–	–
5 3/4-12	2499-290	POA	–	–	–	–
6-4	2499-305	POA	–	–	–	–
6-8	2499-310	POA	–	–	–	–
6-12	2499-315	POA	–	–	–	–
6 3/8-12	2499-380	POA	–	–	–	–



Square Bolt Dies

Carbon Steel

2

SIZE	SQUARE SIZE	THICKNESS	ORDER NO.	PRICE EACH
1/4-20	2-1/2	1/2	2530-001	$ 34.10
5/16-18	2-1/2	1/2	2530-004	34.10
3/8-16	2-1/2	1/2	2530-006	34.10
7/16-14	2-1/2	1/2	2530-008	31.00
7/16-20	2-1/2	1/2	2530-009	18.00
1/2-13	2-1/2	3/4	2530-010	43.91
5/8-11	2-1/2	3/4	2530-014	43.91
3/4-10	2-1/2	3/4	2530-016	43.91

SIZE	SQUARE SIZE	THICKNESS	ORDER NO.	PRICE EACH
7/8-9	2-1/2	3/4	2530-018	$ 43.91
1-8	2-1/2	1	2530-020	63.16
1-1/8-7	2-1/2	1	2530-023	63.16
1-1/4-7	2-1/2	1	2530-025	63.16
1-3/8-6	2-1/2	1	2530-027	63.16
1-1/2-6	3	1	2530-030	72.33
1-3/4-5	3	1-1/4	2530-034	84.27
2-4-1/2	3-3/4	2	2530-036	101.12

Pipe Dies

WARNING: This product contains Cobalt and/or Nickel and/or Lead a chemical known to the state of California to cause cancer or birth defects or other reproductive harm. For more information: www.prop65.ca.gov. WARNING: Cutting tools may shatter. Always wear approved safety glasses and mask when regrinding.

Round Adjustable

NPT (Taper Pipe) & NPS (Straight Pipe) Right Hand, High Speed Steel

8

SIZE	OD	NPT TAPER ORDER NO.	NPT TAPER PRICE EACH	NPS STRAIGHT ORDER NO.	NPS STRAIGHT PRICE EACH
1/16-27	1	2436-102	$ 26.91	2436-101	$ 26.91
1/8-27	1	2436-106	26.91	2436-105	26.91
1/8-27	1-1/2	2436-110	40.50	2436-109	40.50
1/4-18	1-1/2	2436-118	40.50	2436-119	40.50
3/8-18	1-1/2	2436-126	40.50	2436-125	40.50
1/4-18	2	2436-122	69.21	2436-121	69.21
3/8-18	2	2436-130	69.21	2436-129	69.21
1/2-14	2	2436-134	69.21	2436-133	69.21
3/4-14	2	2436-142	69.21	2436-141	69.21
3/4-14	2-1/2	2436-146	95.40	2436-145	95.40
1-11-1/2	2-1/2	2436-154	95.40	2436-153	95.40
1-11-1/2	3	2436-158	175.50	2436-157	91.70
1-1/4-11-1/2	3	2436-162	175.50	2436-161	175.50
1-1/2-11-1/2	3	2436-170	175.50	2436-169	175.50
1-1/2-11-1/2	4	2436-172	229.50	2436-171	229.50
2-11-1/2	4	2436-178	229.50	2436-177	229.50
2-1/2-8	5	2436-182	310.00	2436-181	461.70
3-8	5	2436-188	310.00	2436-187	310.00

Left Hand Round Adjustable

NPT (Taper Pipe) & NPS (Straight Pipe) High Speed Steel

2

SIZE	OD	LH NPT TAPER ORDER NO.	LH NPT TAPER PRICE EACH	LH NPS STRAIGHT ORDER NO.	LH NPS STRAIGHT PRICE EACH
1/16-27	1	2436-302	$42.12	2436-301	$42.12
1/8-27	1	2436-306	42.12	2436-305	42.12
1/8-27	1-1/2	2436-310	63.72	2436-309	63.72
1/4-18	1-1/2	2436-318	69.21	2436-317	63.72
3/8-18	1-1/2	2436-330	63.72	2436-329	63.72
1/4-18	2	2436-322	102.60	2436-321	102.60
3/8-18	2	2436-334	102.60	2436-333	102.60
1/2-14	2	2436-338	102.60	2436-337	102.60
3/4-14	2	2436-346	102.60	2436-345	102.60
3/4-14	2-1/2	2436-350	145.80	2436-349	145.80
1-11-1/2	2-1/2	2436-358	145.80	2436-357	145.80
1-11-1/2	3	2436-362	333.60	2436-361	333.60
1-1/4-11-1/2	3	2436-366	259.20	2436-365	259.20
1-1/2-11-1/2	3	2436-374	259.20	2436-373	259.20
2-11-1/2	4	2436-382	378.00	2436-381	378.00
2-1/2-8	5	2436-386	915.60	2436-385	763.20
3-8	5	2436-392	951.60	2436-391	793.20

Hexagon Rethreading Dies

NPT (Taper Pipe) NPS (Straight Pipe) Right Hand – Carbon Steel

SIZE	Pittsburg® ALLEGHANY 8 NPT ORDER NUMBER	Pittsburg® ALLEGHANY 8 PRICE EACH	ALLEGIANCE® AMERICAN MADE 2 NPT ORDER NUMBER	ALLEGIANCE® AMERICAN MADE 2 PRICE EACH	Pittsburg® ALLEGHANY 8 NPS ORDER NUMBER	Pittsburg® ALLEGHANY 8 PRICE EACH
1/16-27	2484-002	$ 3.26	–	–	2484-001	$18.81
1/8-27	2484-006	17.10	2483-906	$ 24.80	2484-005	18.81
1/4-18	2484-018	25.56	2483-918	37.08	2484-017	28.12
3/8-18	2484-030	33.66	2483-930	48.83	2484-029	37.03
1/2-14	2484-034	44.28	2483-934	64.22	2484-033	48.71
3/4-14	2484-042	56.70	2483-942	83.07	2484-041	62.37
1-11-1/2	2484-054	75.42	2483-954	109.46	2484-053	82.96
1-1/4-11-1/2	2484-062	107.55	–	–	–	–
1-1/2-11-1/2	2484-070	157.50	–	–	–	–
2-11-1/2	2484-078	319.50	–	–	–	–
2-1/2-8	2484-082	382.50	–	–	–	–
3-8	2484-087	414.00	–	–	–	–
3-1/2-8	2484-092	621.22	–	–	–	–
4-8	2484-097	619.97	–	–	–	–

Left Hand Sizes – POA

Round Adjustable Dies

NPSH Pipe–Garden Hose High Speed Steel

8

SIZE	O.D.	ORDER NUMBER	PRICE EACH
3/4-11-1/2	2"	2436-143	$152.90
3/4-11-1/2	2-1/2	2436-144	217.00

Hexagon Rethreading Dies

NPT (Taper Pipe), Right Hand – High Speed Steel

8

SIZE	ORDER NUMBER	PRICE EACH
1/16-27	2484-102	$8.81
1/8-27	2484-106	26.10
1/4-18	2484-118	19.30
3/8-18	2484-130	23.62
1/2-14	2484-134	66.60
3/4-14	2484-142	65.48
1-11 1/2	2484-154	127.20
1 1/4-11 1/2	2484-162	123.83
1 1/2-11 1/2	2484-170	180.14

Square Pipe Dies

NPT (Taper Pipe) Right Hand – Carbon Steel

Left Hand Threads, Special Square Sizes and High Speed Steel Dies are available on request.

2

SIZE	BLANK NO.	SQUARE SIZE	ORDER NO.	PRICE EACH
1/8-27	0	2 x 1/2	2531-009	$48.41
1/4-18	0	2 x 1/2	2531-016	48.41
3/8-18	0	2 x 1/2	2531-030	48.41
1/2-14	0	2 x 1/2	2531-047	48.41
1/8-27	1	2-1/2 x 3/4	2531-011	59.54
1/4-18	1	2-1/2 x 3/4	2531-019	59.54
3/8-18	1	2-1/2 x 3/4	2531-036	59.54
1/2-14	1	2-1/2 x 3/4	2531-050	59.54
3/4-14	1	2-1/2 x 3/4	2531-061	59.54
1-11-1/2	1	2-1/2 x 3/4	2531-072	59.54
1/2-14	1-1/2	3 x 3/4	2531-053	91.20
3/4-14	1-1/2	3 x 3/4	2531-064	91.20
1-11-1/2	1-1/2	3 x 3/4	2531-075	99.48
1-1/4-11-1/2	1-1/2	3 x 3/4	2531-086	91.20
1-11-1/2	2	4 x 1	2531-078	100.11
1-1/4-11-1/2	2	4 x 1	2531-092	100.11
1-1/2-11-1/2	2	4 x 1	2531-100	100.11
2-11-1/2	2	4 x 1	2531-105	100.11

WARNING: This product contains Cobalt and/or Nickel and/or Lead a chemical known to the state of California to cause cancer or birth defects or other reproductive harm. For more information: www.prop65.ca.gov.
WARNING: Cutting tools may shattor. Always wear approved safety glasses and mask when regrinding.

39 Pieces - Round Adj. Dies #4 THRU 1/2”

Taps & 1-’ Round Adjustable Dies

- Plastic Storage Case Included
- Contains one Plug Tap and Round Die in the following thread:

Carbon Steel
Pittsburg® ALLEGHANY
Order No. 2591-505
Price Each: $77.30

High Speed Steel
Pittsburg® ALLEGHANY
Order No. 2591-507
Price Each: $159.50

MACH. SCREW	THREAD SIZES FRACTIONAL	FRACTIONAL
4-40 NC	1/4”-20 NC	7/16”-14 NC
6-32 NC	1/4”-28 NF	7/16”-20 NF
8-32 NC	5/16”-18 NC	1/2”-13 NC
10-24 NC	5/16”-24 NF	1/2”-20 NF
10-32 NF	3/8”-16 NC	Pipe
12-24 NC	3/8”-24 NF	1/8”-27 NPT

THREADING TOOLS

Adj. Die Stock - 1” Round Dies
T-Handle Wrench - Taps No. 0 - 1/4”
Adj. Handle Tap Wrench - Taps No. 0 - 1/2”
18 Leaf Standard Thread Pitch Gage

39 Pieces - Solid Round Dies #4 THRU 1/2”

Taps & 1” Solid Round Dies

- Plastic Storage Case Included
- Contains one Plug Tap and Round Die in the following thread:

Carbon Steel
IRWIN HANSON®
Order No. 2591-599 Price Each: $370.99

MACH. SCREW	THREAD SIZES FRACTIONAL	FRACTIONAL
4-40 NC	1/4”-20 NC	7/16”-14 NC
6-32 NC	1/4”-28 NF	7/16”-20 NF
8-32 NC	5/16”-18 NC	1/2”-13 NC
10-24 NC	5/16”-24 NF	1/2”-20 NF
10-32 NF	3/8”-16 NC	Pipe
12-24 NC	3/8”-24 NF	1/8”-27 NPT

THREADING TOOLS

Adj. Die Stock - 1” Round Dies
T-Handle Wrench - Taps No. 0 - 1/4”
Adj. Handle Tap Wrench - Taps No. 0 - 1/2”
18 Leaf Standard Thread Pitch Gage

41 Pieces - 1/4 THRU 3/4”

Carbon Steel Tap & Adjustable/Solid Round 1-1/2” Die Super Set

- Plastic Storage Case Included
- Contains one Plug Tap and Round Die in the following thread:

Carbon Steel
IRWIN HANSON®
Order No. 2591-600
Price Each: $966.60

FRACTIONAL	THREAD SIZES FRACTIONAL	FRACTIONAL
1/4”-20 NC	7/16”-14 NC	5/8”-11 NC
1/4”-28 NF	7/16”-20 NF	5/8”-18 NF
5/16”-18 NC	1/2”-13 NC	3/4”-10 NC
5/16”-24 NF	1/2”-20 NF	3/4”-16 NF
3/8”-16 NC	9/16”-12 NC	Pipe-1/8”-27 NPT
3/8”-24 NF	9/16”-18 NF	Pipe-1/4”-18 NPT

THREADING TOOLS

Adj. Die Stock - 1-1/2” Round Dies
T-Handle Wrench - Taps No. 1/4” to 1/2”
Adj. Handle Tap Wrench - Taps 1/4” to 1”
18 Leaf Standard Thread Pitch Gage

64 Pieces - #4 THRU 1”

Adjustable/Solid Round Die Super Set

- Plastic Storage Case Included
- Contains one Plug Tap and Round Die in the following thread:



Carbon Steel
Pittsburg® ALLEGHANY
Order No. 2591-510
Price Each: $319.44

High Speed Steel
Republic DRILL & CUTTING TOOLS
Order No. 777H64
Price Each: $719.60

MACH. SCREW	THREAD SIZES FRACTIONAL	FRACTIONAL/PIPE
1” Adj. Round	1” Adj. Round	1-1/2” Adj. Round
4-40 NC	1/4”-20 NC	5/8”-11 NC
6-32 NC	1/4”-28 NF	5/8”-18 NF
8-32 NC	5/16”-18 NC	3/4”-10 NC
10-24 NC	5/16”-24 NF	3/4”-16 NF
10-32 NF	3/8”-16 NC	2” Adj. Round
12-24 NC	3/8”-24 NF	7/8”-9 NC
	7/16”-14 NC	7/8”-14 NF
	7/16”-20 NF	1”-8 NC
	1/2”-13 NC	1”-12 NS
	1/2”-20 NF	1” Solid Round
	1-1/2” Adj. Round	Pipe-1/8”-27 NPT
	9/16”-12 NC	1-1/2” Solid Round
	9/16”-18 NF	Pipe-1/4”-18 NPT

THREADING TOOLS

Adj. Die Stock - 1-1/2”Adj. Round Dies
Adj. Die Stock - 2”Adj. Round Dies
Adj. Handle Tap Wrench - Taps 0 to 1/2”
Adj. Handle Tap Wrench - Taps 1/4” to 1”
T-Handle Wrench - Taps No. 0 to 1/4”
18 Leaf Standard Thread Pitch Gage

Tap & Die Sets

WARNING: This product contains Cobalt and/or Nickel and/or Lead a chemical known to the state of California to cause cancer or birth defects or other reproductive harm. For more information: www.prop65.ca.gov. **WARNING:** Cutting tools may shatter. Always wear approved safety glasses and mask when regrinding.

IRWIN HANSON

117 Pieces #4 THRU 1/2" Fractional/Metric

Carbon Steel
IRWIN HANSON

Order No. 2591-598 Price Each: $1099.64 2

- Plastic storage case included
- Contains one Plug Tap and Hexagon Re-threading Die in the following thread:

THREAD SIZES		
MACH. SCREW	FRACTIONAL	FRACTIONAL & PIPE
4-40 NC	3/8"-24 NF	7 mm - 1.00
6-32 NC	7/16"-14 NC	8 mm - 1.00
8-32 NC	7/16"-20 NF	8 mm - 1.25
10-24 NC	1/2"-13 NC	9 mm - 1.00
10-32 NF	1/2"-20 NF	9 mm - 1.25
12-24 NC	Metric	10 mm - 1.25
Fractional	3 mm - 0.50	10 mm - 1.50
1/4"-20 NC	4 mm - 0.70	11 mm - 1.50
1/4"-28 NF	4 mm - 0.75	12 mm - 1.50
5/16"-18 NC	5 mm - 0.80	12 mm - 1.75
5/16"-24 NF	5 mm - 0.90	Pipe-1/8"-27 NPT
3/8"-16 NC	6 mm - 1.00	Pipe-1/4"-18 BSP

SPIRAL FLUTE SCREW EXTRACTOR

EX-1, EX-2, EX-3, EX-4, EX-5

THREADING TOOLS

Adj. Die Stock - 1 Dies
Plain Die Stock - 5/8"Hex Dies
Adj. Handle Tap Wrench - Taps 0 to 1/2"
2-in-1 Tap Wrench - Taps 1/4" to 1/2"
T-Handle Wrench - Taps No. 0 to 1/4"
16 Leaf Metric Thread Pitch Gage
18 Leaf Standard Thread Pitch Gage
Empty Plastic Case

DRILL BITS

0.003, 0.007, 0.009, 0.0016, 0.0019, 0.0020, 0.0021, 0.0025, 0.0029, 0.0030, 0.0036, 0.0039, 0.0043, Letter B, Letter F, Letter H, Letter I, Letter J, Letter O, Letter Q, Letter R, Letter S, Letter U, Letter Z, 5/64", 7/64", 5/32", 1/4", 19/64", 5/16", 21/64", 3/8", 25/64", 13/32", 27/64", 29/64"

GEARWRENCH

11-pc. Master Ratcheting Tap & Die Drive Tool Set

- Set includes: Large & Medium Ratcheting "T" Wrench, Large Locking Tap Adapter, Large Hex Die Adapter, Medium & Small Tap Adapter, Medium Die Adapter, Male Extension Adapter, Female Extension Adapter, Sliding T for Adapters, 4mm Hex Key

Order No. 7442-469 Price Each: $276.23 3

GEARWRENCH

5 Pc. Medium Ratcheting Tap and Die Drive Tool Set

- Set includes: Tap and Die Ratcheting "T" Wrench, Small & Medium Tap Adapters, Medium Hex Die Adaptor, Sliding "T" for Adapters

Order No. 7442-470 Price Each: $ 122.76 3

Tap & Die Sets

WARNING: This product contains Cobalt and/or Nickel and/or Lead a chemical known to the state of California to cause cancer or birth defects or other reproductive harm. For more information: www.prop65.ca.gov.
WARNING: Cutting tools may shatter. Always wear approved safety glasses and mask when regrinding.

66 Pieces #4 THRU 1" Taps & 1" Hexagon Dies

- Plastic storage cases
- Contains one Tap and Hexagon Re-threading Die in the following thread:

THREAD SIZES MACH. SCREW/FRAC.	FRACTIONAL	PIPE
4-40 NC	7/16"-14 NC	1/8"-27 NPT
6-32 NC	7/16"-20 NF	1/4"-18 NPT
8-32 NC	1/2"-13 NC	
10-24 NC	1/2"-20 NF	
10-32 NF	9/16"-12 NC	
12-24 NC	9/16"-12 NF	
	5/8"-11 NC	
	5/8"-18 NF	
Fractional	3/4"-10 NC	
1/4"-20 NC	3/4"-16 NF	
1/4"-28 NF	7/8"-9 NC	
5/16"-18 NC	7/8"-14 NF	
5/16"-24 NF	1"-8 NC	
3/8"-16 NC	1"-8 NC	
3/8"-24 NF	1"-12 NS	

THREADING TOOLS

Adj. Die Stock - 1" Dies • Plain Die Stock 5/8" Hex Dies
Adj. Die Stock - 1-7/16"Hex Dies
Adj. Die Stock - 1-13/16"Hex Dies
Adj. Handle Tap Wrench - Taps 0 to 1/2"
Adj. Handle Tap Wrench - Taps 1/4" to 1"
T-Handle Wrench - Taps No. 0 to 1/4"
18 Leaf Standard Thread Pitch Gage

Carbon Steel

IRWIN HANSON.

Order No. 2591-625
Price Each: $1447.88

76 Pieces #4 THRU 1/2"

Fractional/Metric • Plastic storage case included

- Contains one Tap and Hexagon Re-threading Die in the following thread:

THREAD SIZES MACH. SCREW	FRACT./METRIC	METRIC & PIPE
4-40 NC	3/8"-24 NF	7 mm - 1.00
6-32 NC	7/16"-14 NC	8 mm - 1.00
8-32 NC	7/16"-20 NF	8 mm - 1.25
10-24 NC	1/2"-13 NC	9 mm - 1.00
10-32 NF	1/2"-20 NF	9 mm - 1.25
12-24 NC	Metric	10 mm - 1.25
Fractional	3 mm - 0.50	10 mm - 1.50
1/4"-20 NC	4 mm - 0.70	11 mm - 1.50
1/4"-28 NF	4 mm - 0.75	12 mm - 1.50
5/16"-18 NC	5 mm - 0.80	12 mm - 1.75
5/16"-24 NF	5 mm - 0.90	Pipe-1/8"-27 NPT
3/8"-16 NC	6 mm - 1.00	Pipe-1/4"-18 BSP

THREADING TOOLS

Plain Die Stock - 5/8"Hex Dies
Adj. Handle Tap Wrench - Taps 0 to 1/2"
Adj. Handle Tap Wrench - Taps 1/4" to 1/2"
T-Handle Wrench - Taps No. 0 to 1/4"
16 Leaf Metric Thread Pitch Gage
18 Leaf Standard Thread Pitch Gage
Empty Plastic Case

Carbon Steel

IRWIN HANSON.

Order No. 2591-597
Price Each: $734.13

Republic DRILL & CUTTING TOOLS

Order No. 777X
Price Each: $299.00

10 Pieces – Re-threading Hex Die Sets- NC & NF

Fractional



- Wooden storage case
- Contains one of each re-threading Hex Die in the following thread:

THREAD SIZES NC	
1/4"-20 NC	9/16"-12 NC
5/16"-18 NC	5/8"-11 NC
3/8"-16 NC	3/4"-10 NC
7/16"-14 NC	7/8"-9 NC
1/2"-13 NC	1"-8 NC

NC - Carbon Steel

Pittsburg® ALLEGHANY Order No. 2591-500 Price Each: $66.50

12 Pieces– Taps & Re-threading Pipe Die Sets

- Storage case
- Contains one tap and one of each re-threading Hex Die in the following thread sizes:

THREAD SIZES NPT	
1/8"-27 NPT	1/2"-14 NPT
1/4"-18 NPT	3/4"-14 NPT
3/8"-18 NPT	1"-11-1/2 NPT

Carbon Steel

Pittsburg® ALLEGHANY

Order No. 2591-508 Price Each: $106.00

High Speed Steel Taps, Carbon Steel Hex Dies

Pittsburg® ALLEGHANY

Order No. 2591-509 Price Each: $217.30

6 Pieces – Re-threading Hex Pipe Die Set

- Wooden storage case
- Contains one of each re-threading Hex Die in the following thread

DIE SIZES NPT	
1/8" - 27 NPT	1/2" - 14 NPT
1/4" - 18 NPT	3/4" - 14 NPT
3/8" - 18 NPT	1"- 11-1/2 NPT

Carbon Steel

IRWIN HANSON.

Order No. 2591-644 Price Each: $371.07

Tap & Die Sets - Hex Dies

WARNING: This product contains Cobalt and/or Nickel and/or Lead a chemical known to the state of California to cause cancer or birth defects or other reproductive harm. For more information: www.prop65.ca.gov.
WARNING: Cutting tools may shatter. Always wear approved safety glasses and mask when regrinding.

12 Pieces
6-32 THRU 1/4"
Taps & 5/8" Hex Dies

• Carded set
Top 5 machine screw & fractional sizes
• Contains one Tap and Hexagon Die in the following thread:

THREAD SIZES MACH. SCREW	FRACTIONAL
6-32 NC 8-32 NC 10-24 NC 10-32 NF	1/4"-20 NC
THREADING TOOLS	
Plain Die Stock - 5/8" Hex Dies T-Handle Wrench - Taps No. 0 - 1/4"	

Carbon Steel
IRWIN HANSON.
Order No. 2591-596 Price Each: $96.96

Republic DRILL & CUTTING TOOLS

Carbon Steel
Order No. 777CB12 Price Each: $35.92

High Speed Steel
Order No. 777H12 Price Each: $67.93

12 Pieces
Fractional
1/4" THRU 1/2"
Taps & 1" Hex Dies

• Plastic Storage Case Included
• Contains one Tap and Hexagon Die in the following thread:

THREAD SIZES FRACTIONAL	
1/4"-20 NC 5/16"-18 NC 3/8"-16 NC 7/16"-14 NC	1/2"-13 NC
THREADING TOOLS	
Plain Die Stock - 1" Dies Offset Adj. Tap Wrench - Taps No. 0 - 1/2"	

24 Pieces
Fractional 1/4" - 1/2"
Taps & 1" Hex Dies

• Plastic storage case
• Contains one Plug Tap and Hexagon Die in the following thread:

THREAD SIZES FRACTIONAL	
1/4"-20 NC 1/4"-28 NF 5/16"-18 NC 5/16"-24 NF	7/16"-14 NC 7/16"-20 NF 1/2"-13 NC 1/2"-20 NF
3/8"-16 NC 3/8"-24 NF	Pipe 1/8"-27 NPT
THREADING TOOLS	
Plain Die Stock - 1" Round Dies Offset Adj. Tap Wrench - Taps No. 0 - 1/2"	

Carbon Steel
IRWIN HANSON.
Order No. 2591-594 Price Each: $262.57



Carbon Steel
IRWIN HANSON.
Order No. 2591-615 Price Each: $1011.20

25 Pieces
Fractional 9/16" - 1"
Taps & 1-7/16" & 1-13/16" Hex Dies

• Plastic storage case
• Contains one Tap and Hexagon Die in the following thread:

THREAD SIZES FRACTIONAL	
9/16"-12 NC 9/16"-18 NF 5/8"-11 NC 5/8"-18 NF	7/8"-9 NC 7/8"-14 NF 1"-8 NC 1"-14 NS
3/4"-10 NC 3/4"-16 NF	Pipe 1/4"-18 NPT
THREADING TOOLS	
Adj. Die Stock: 1-7/16" Hex Dies Adj. Die Stock: 1-13/16" Hex Dies Adj. Tap Wrench - Tap No. 1/4-1"	

Carbon Steel

Republic DRILL & CUTTING TOOLS

Order No. 777CB Price Each: $129.00

41 Pieces
#4 THRU 1/2"
Taps & 5/8" & 1" Hex Dies

• Plastic storage case
• Contains one Tap and Hex Die in the following thread:

THREAD SIZES MACH. SCREW	FRACTIONAL	FRAC./PIPE
4-40 NC 6-32 NC 8-32 NC	1/4"-20 NC 1/4"-28 NF 5/16"-18 NC	7/16"-14 NC 7/16"-20 NF 1/2"-13 NC
10-24 NC	5/16"-24 NF	1/2"-20 NF
10-32 NF 12-24 NC	3/8"-16 NC 3/8"-24 NF	Pipe 1/8"-27 NPT
THREADING TOOLS		
Adj. Die Stock- 1"Dies /Plain Die Stock 5/8" Hex Dies Adj. Tap Wrench- Taps No. 0 to 1/4" 2-in-1 Tap Wrench- 1/4" to 1/2" 18-Leaf Std. Thread Pitch Gauge		

Carbon Steel
IRWIN HANSON.
Order No. 2591-593 Price Each: $811.58

53 Pieces
#6 THRU 3/4"
Taps & 1" & 1-7/16" Hex Dies

• Plastic storage case
• Contains one Tap and Hexagon Die in the following thread:

THREAD SIZES MACH. SCREW	FRACTIONAL	FRAC./PIPE
6-32 NC 8-32 NC 10-24 NC 10-32 NF 12-24 NC	1/4"-20 NC 1/4"-28 NF 5/16"-18 NC 5/16"-24 NF 3/8"-16 NC 3/8"-24 NF 7/16"-14 NC	9/16"-12 NC 9/16"-18 NF 5/8"-11 NC 5/8"-18 NF 3/4"-10 NC 3/4"-16 NF
	7/16"-20 NF 1/2"-13 NC 1/2"-20 NF	Pipe 1/8"-27 NPT 1/4"-18 NPT
THREADING TOOLS		
Adj. Die Stock- 1"Dies /Adj. Die Stock 1-7/16" Hex Dies T-Handle Wrench - Taps No. 0 to 1/4" (2) Adj. Tap Wrenches- Taps No. 0 to 1/2", 1/4"-1" 18-Leaf Std. Thread Pitch Gauge		

Tap & Die Sets– Hex Dies– Metric

WARNING: This product contains Cobalt and/or Nickel and/or Lead a chemical known to the state of California to cause cancer or birth defects or other reproductive harm. For more information: www.prop65.ca.gov.
WARNING: Cutting tools may shattor. Always wear approved safety glasses and mask when regrinding.

24 Pieces
3mm to 12mm
Taps & 1" Hex Dies

- Plastic Storage Case Included
- Contains one Tap and Hex Die in the following thread:

THREAD SIZES FRACTIONAL	
3 mm - 0.50	9 mm - 1.25
4 mm - 0.70	10 mm - 1.50
5 mm - 0.80	12 mm - 1.50
6 mm - 1.00	12 mm - 1.75
7 mm - 1.00	Pipe
8 mm - 1.25	1/8"-28 BSP

THREADING TOOLS

Plain Die Stock: 1" Dies
Offset Adj. Tap Wrench - Taps No. 0 to 1/2"

Carbon Steel

IRWIN HANSON.

Order No. 2591-520 Price Each: $255.12



25 Pieces
14mm to 24mm
Taps & 1-7/16" & 1-13/16" Hex Dies

- Plastic Storage Case Included
- Contains one Tap and Hex Die in the following thread:

THREAD SIZES FRACTIONAL	
14 mm - 1.25	18 mm - 2.50
14 mm - 1.50	20 mm - 2.50
14 mm - 2.00	22 mm - 1.50
16 mm - 1.50	24 mm - 2.00
16 mm - 2.00	24 mm - 3.00
18 mm - 1.50	

THREADING TOOLS

Adj. Die Stock: 1-7/16" Hex Dies
Adj. Die Stock: 1-13/16" Hex Dies
Adj. Handle Tap Wrench - Taps No. 1/4-1"

Carbon Steel

IRWIN HANSON.

Order No. 2591-592 Price Each: $1011.20

41 Pieces
3mm to 12mm
Taps & 5/8" & 1" Hex Dies

- Plastic Storage Case Included
- Contains one Tap and Hex Die in the following thread:

THREAD SIZES FRACTIONAL	
3 mm - 0.50	9 mm - 1.00
4 mm - 0.75	9 mm - 1.25
5 mm - 0.80	10 mm - 1.25
5 mm - 0.90	11 mm - 1.50
6 mm - 1.00	12 mm - 1.50
7 mm - 1.00	12 mm - 1.75
8 mm - 1.00	Pipe
8 mm - 1.25	1/8"-28 BSP

THREADING TOOLS

Adj. Die Stock: 1" Dies
Plain Die Stock: 5/8" Hex Dies
Adj. Handle Tap Wrench - Taps No. 0 to 1/2"
2-in-1 Tap Wrench- 1/4" to 1/2"
16-Leaf Metric Thread Pitch Gauge

Carbon Steel

IRWIN HANSON.

Order No. 2591-605 Price Each: $436.68

41 Pieces
Fractional/Metric
Taps & 5/8" & 1" Hex Dies

- Plastic Storage Case Included
- Contains one Tap and Hex Die in the following thread:

THREAD SIZES MACH. SCREW/FRAC.	FRAC./METRIC	METRIC
6-32 NC	7/16"-14 NC	7 mm - 1.00
8-32 NC	1/2"-13 NC	8 mm - 1.25
10-24 NC	1/8"-27 NPT	10 mm - 1.25
Fractional	Metric	10 mm - 1.50
1/4"-20 NC	4 mm - 0.75	12 mm - 1.75
5/16"-18 NC	5 mm - 0.80	
3/8"-16 NC	6 mm - 1.00	

THREADING TOOLS

Adj. Die Stock- 1"Dies /Plain Die Stock 5/8" Hex Dies
Adj. Tap Wrench- Taps No. 0 to 1/2"
T-handle Tap Wrench- Taps No. 0 to 1/4"
2-in-1 Tap Wrench- Taps 1/4"to 1/2"
Std. & Metric Thread Pitch Gauge

Carbon Steel

IRWIN HANSON.

Order No. 2591-591
Price Each: $436.68

53 Pieces
3mm to 18mm
Taps & 1" & 1-7/16" Hex Dies

- Plastic Storage Case Included
- Contains one Tap and Hex Die in the following thread:

THREAD SIZES METRIC		
3 mm - 0.50	9 mm - 1.25	16 mm - 1.50
4 mm - 0.70	10 mm - 1.25	16 mm - 2.00
5 mm - 0.80	10 mm - 1.50	18 mm - 1.50
5 mm - 0.90	11 mm - 1.50	18 mm - 2.50
6 mm - 1.00	12 mm - 1.50	
7 mm - 1.00	12 mm - 1.75	Pipe
8 mm - 1.25	14 mm - 1.25	1/8"-28 BSP
9 mm - 1.00	14 mm - 2.00	1/4"-19 BSP

THREADING TOOLS

Adj. Die Stock: 1" Dies/ Adj. Die Stock: Hex Dies
T-handle Wrench- Taps No. 0 to 1/4"
T-handle Wrench- Taps No. 0 to 1/2"
Adj. Handle Tap Wrench -Taps 1/4 to 1"
16-Leaf Metric Thread Pitch Gauge

Carbon Steel

IRWIN HANSON.

Order No. 2591-606 Price Each: $874.78

66 Pieces
3 mm to 24 mm
Taps & 5/8", 1" , 1-7/16" , 1-13/16"
Solid Round Dies

- Plastic Storage Case Included
- Contains one Tap and Hex Die in the following thread:

THREAD SIZES METRIC		
3 mm - 0.50	9 mm - 1.25	16 mm - 2.00
4 mm - 0.70	10 mm - 1.25	18 mm - 1.50
4 mm - 0.75	10 mm - 1.50	18 mm - 2.50
5 mm - 0.80	11 mm - 1.50	20 mm - 2.50
5 mm - 0.90	12 mm - 1.50	22 mm - 1.50
6 mm - 1.00	12 mm - 1.75	24 mm - 2.00
7 mm - 1.00	14 mm - 1.25	24 mm - 3.00
8 mm - 1.00	14 mm - 1.50	
8 mm - 1.25	14 mm - 2.00	Pipe
9 mm - 1.00	16 mm - 1.50	1/8"-28 BSP

THREADING TOOLS

Adj. Die Stock - 1 Dies
Adj. Die Stock - 1-7/16" Dies
Adj. Die Stock - 1-3/16" Dies
Plain Die Stock - 5/8"Hex Dies
Adj. Handle Tap Wrench - Taps 0 to 1/2"
Adj. Handle Tap Wrench - Taps 1/4" to 1"
2-in-1 Tap Wrench - Taps 1/4"to 1/2"
16 Leaf Metric Thread Pitch Gage

Carbon Steel

IRWIN HANSON.

Order No. 2591-612
Price Each: $1447.88

Extractors

WARNING: This product contains Cobalt and/or Nickel and/or Lead a chemical known to the state of California to cause cancer or birth defects or other reproductive harm. For more information: www.prop65.ca.gov. WARNING: Cutting tools may shatter. Always wear approved safety glasses and mask when regrinding.

Pittsburg® ALLEGHANY Straight Flute Extractors

• Will not expand material being removed, resulting in easier removal [2]

DESC.	DRILL TO USE	FOR SCREW & BOLT SIZES	ORDER NO.	PRICE EACH
ST-1	9/64"	3/16-5/16", 5-8mm, #10	2591-361	$ 2.93
ST-2	3/16"	3/8",10mm	2591-362	3.17
ST-3	15/64"	7/16" and 1/8" NPT, 10mm, 1/8" BSP	2591-363	3.24
ST-4	5/16"	1/2"-9/16" and 1/4"NPT, 12-14mm, 1/4" BSP	2591-364	3.92
ST-5	3/8"	5/8"and 3/8" NPT, 16mm, 3/8" BSP	2591-365	4.71
ST-6	15/32"	3/4"and 1/2" NPT, 20mm, 1/2" BSP	2591-366	10.45
ST-7	9/16"	7/8", 22mm, 5/8" BSP	2591-367	17.60
SETS				
5-pc. set		ST-1 - ST-5	2591-370	18.27
6-pc. set		ST-1 - ST-6	2591-372	24.34

Spiral Extractor & Drill Bit Combo Packs [2]

MADE IN USA

10-piece Vinyl Pouch Set

DESCRIPTION	DRILL BITS
EX-1	5/64"
EX-2	7/64"
EX-3	5/32"
EX-4	1/4"
EX-5	19/64"
ORDER NO.	**PRICE EACH**
2591-398	$ 48.23

10-piece Metal Index Set

DESCRIPTION	DRILL BITS
EX-1	5/64"
EX-2	7/64"
EX-3	5/32"
EX-4	1/4"
EX-5	19/64"
ORDER NO.	**PRICE EACH**
2591-399	$ 128.03

Pittsburg® ALLEGHANY 10-Piece Extractor Set [3]

Spiral Flute & Drill Bit

Set Includes:
Screw extractor sizes: No. 1 - 5 with left-hand spiral HS drill sizes: 5/64, 7/64, 5/32, 1/4, & 17/64.

Order No. 2591-250
Price Each $18.05

Pittsburg® ALLEGHANY Screw Extractors

Spiral Flute

[3]

EXTR. NO.	DRILL TO USE	FOR SCREW & BOLT SIZES	FOR PIPE SIZES	ORDER NO.	PRICE EACH
1	5/64	3/16-1/4	. .	2591-210	$ 1.34
2	7/64	1/4-5/16	. .	2591-212	1.58
3	5/32	5/16-7/16	. .	2591-214	1.68
4	1/4	7/16-9/16	. .	2591-216	1.94
5	17/64	9/16-3/4	1/8	2591-218	2.87
5-1/4	23/64	11/16-15/16	1/4	2591-220	4.08
6	13/32	3/4-1	. .	2591-222	5.45
6-3/8	31/64	15/16-1-1/8	3/8	2591-224	13.30
7	17/32	1-1-3/8	. .	2591-226	9.41
7-1/2	39/64	1-1/8-1-1/2	1/2	2591-228	14.68
8	13/16	1-3/8-1-3/4	3/4	2591-230	14.36
9	1-1/16	1-3/4-2-1/8	1	2591-232	20.79
10	1-5/16	2-1/8-2-1/2	1-1/4	2591-234	33.66
11	1-9/16	2-1/2-3	1-1/2	2591-236	48.51
12	1-15/16	3-3-1/2	2	2591-238	74.25

Pittsburg® ALLEGHANY Screw Extractor Sets [3]

Supplied In Plastic Case/Pouch

EXTRACTORS INCLUDED	ORDER NUMBER	PRICE EACH
1,2,3,4,5+	2591-245	$ 5.43
1,2,3,4,5,6+	2591-246	8.84
6,7,8,9	2591-247	24.93
1,2,3,4,5,6,7,8,9	2591-248	29.59
4,5,6	2591-249	6.57

Republic DRILL & CUTTING TOOLS Spiral Flute Extractors

MADE IN USA

[2]

DESC.	DRILL TO USE	FOR SCREW & BOLT SIZES	ORDER NO.	PRICE EACH
EX-1	5/64"	3/32"- 5/32", 2.5mm-4mm, No. 3-6	2591-381	$ 2.76
EX-2	7/64"	5/32"- 7/32", 4mm-6mm, No. 6-12	2591-382	2.93
EX-3	5/32"	7/32"- 9/32", 6mm-8mm, No. 12	2591-383	3.63
EX-4	1/4"	9/32"-3/8", 1/8" NPT, 1/8" BSP 8mm-10mm	2591-384	3.94
EX-5	19/64"	3/8"-5/8", 1/4" NPT, 1/4" BSP, 10mm-16mm	2591-385	4.73
EX-6	13/32"	5/8"-7/8", 3/8" NPT, 3/8" BSP, 16mm-22mm	2591-386	11.13
EX-7	17/32"	7/8" - 1-1/8", 1/2" NPT, 1/2" BSP, 22mm-27mm	2591-387	17.89
EX-8	13/16"	1-1/8" - 1-3/8", 3/4" NPT, 3/4" BSP, 27mm-36mm	2591-388	28.13
EX-9	1-1/16"	1-3/8" - 2", 1" NPT, 1"BSP, 1"BSP, 36mm - 52mm	2591-389	41.51
EX-10	1-5/16"	2-1/8" - 2-1/2",1-1/4" NPT, 1-1/4" BSP, 52mm - 68mm	2591-390	57.63
EX-11	1-9/16"	2-1/2"-3", 1-1/2" NPT/BSP	2591-391	88.13
EX-12	1-15/16"	3"-3-1/2", 1-3/4" NPT/BSP	2591-392	67.50
SETS				
5-pc set:		EX-1 - EX-5	2591-395	19.41
6-pc set:		EX-1 - EX-6	2591-396	49.56

Extractors

WARNING: This product contains Cobalt and/or Nickel and/or Lead a chemical known to the state of California to cause cancer or birth defects or other reproductive harm. For more information: www.prop65.ca.gov. WARNING: Cutting tools may shatter. Always wear approved safety glasses and mask when regrinding.

IRWIN HANSON Bolt Extractors

Fractional 9-piece Set

2

REMOVES METRIC SIZE BOLTS	REMOVES FRACTIONAL SIZE BOLTS	DRIVE SIZE
–	1/4”	3/8”
8 mm	5/16”	3/8”
–	3/8”	3/8”
11 mm	7/16”	3/8”
–	1/2”	3/8”
14 mm	9/16”	3/8”
16 mm	5/8”	3/8”
–	11/16”	3/8”
19 mm	3/4”	1/2”

Order No. 2591-440 Price Each $280.90

Individual Sizes

REMOVES METRIC BOLTS	REMOVES FRACTIONAL BOLTS	DRIVE SIZE	ORDER NO.	PRICE EACH
–	1/4”	3/8”	2591-421	$11.26
–	3/8”	3/8”	2591-423	11.26
–	1/2”	3/8”	2591-427	11.91
13 mm	–	3/8”	2591-428	11.91
14 mm	9/16”	3/8”	2591-429	14.55
17 mm	–	3/8”	2591-431	16.57
–	11/16”	3/8”	2591-432	16.57
19 mm	3/4”	1/2”	2591-434	23.82
21 mm	13/16”	1/2”	2591-435	23.82
–	1”	1/2”	2591-438	23.82

- Reversal spiral flutes are designed to bite down to produce maximum gripping power
- High carbon steel ensures longer life and greater durability
- Universal lobular design fits all types of fasteners
- 3/8” square drive for use with hand ratchets, impact sockets and air ratchets; hex flats for use with flat wrench, adj. wrench, sockets, or VISE-GRIP locking pliers

IRWIN HANSON 13- pc. Professionals Industrial Bolt Extractor Set

Order No. 2591-442 2
Price Each $403.02

REMOVES METRIC SIZE BOLTS	REMOVES FRACTIONAL SIZE BOLTS	DRIVE SIZE
–	1/4”	3/8”
8 mm	5/16”	3/8”
–	3/8”	3/8”
10 mm	–	3/8”
11 mm	7/16”	3/8”
12 mm	–	3/8”
–	1/2”	3/8”
13 mm	–	3/8”
14 mm	9/16”	3/8”
16 mm	5/8”	3/8”
17 mm	–	3/8”
–	11/16”	3/8”
19 mm	3/4”	3/8”

IRWIN HANSON Lugnut Specialty Set

REMOVES METRIC BOLTS	REMOVES FRACTIONAL BOLTS	DRIVE SIZE
19 mm	3/4”	1/2”
21 mm	13/16”	1/2”
22 mm	7/8”	1/2”
24 mm	15/16”	1/2”
–	1”	1/2”

Order No. 2591-444 Price Each $274.77

IRWIN HANSON Hex Head Multi Spline

- Aggressive left-hand spiral design provides extra gripping power
- Designed to remove broken studs, bolts, socket screws and fittings for high-torque applications
- Constructed of high-carbon steel for strength under stressful conditions
- Designed for use with socket or flat wrenches

10-pc set:
1/8” to 13/32”

2

DESC.	HEX HEAD SIZE	BOLT DIA.	REC. DRILL BIT DIA.	ORDER NO.	PRICE EACH
1/8”	1/2”	#12	1/8”	2591-451	$ 7.06
5/32”	1/2”	1/4”	5/32”	2591-452	7.06
3/16”	1/2”	5/16”	3/16”	2591-453	7.06
7/32”	1/2”	3/8”	7/32”	2591-454	7.06
1/4”	1/2”	7/16”	1/4”	2591-455	7.06
9/32”	1/2”	1/2”	9/32”	2591-456	7.06
5/16”	1/2”	9/16”	5/16”	2591-457	7.06
11/32”	1/2”	5/8”	11/32”	2591-458	7.06
3/8”	1/2”	11/16”	3/8”	2591-459	7.06
13/32”	1/2”	3/4”	13/32”	2591-460	7.06
SETS					
10-pc set:		1/8” to 13/32”		2591-480	81.31
15-pc set:		1/8” to 9/16”		2591-482	119.16
25-pc set:		1/8” to 7/8”		2591-484	209.26

WALTON REPS- Pipe, Stud, & Screw Extractors

- Four point grip, which assures strong bite
- Shallow grip which lessens expansion and jamming
- Instant release from bite after job is completed
- Rust-resistant black oxide finish

With REPS extractors on hand, you are assured that expensive machinery will not be damaged by makeshift methods of removing broken pipes and studs. REPS extractors work by pulling, rather than reaming, and are designed for strength, durability, and easy handling.

Individual Sizes

Standard extractors are for right-hand pipe & studs.
Left hand available upon request.

6

EXTRACTOR NO.	FOR PIPE SIZES	FOR SCREW OR STUD SIZES	ORDER NO.	PRICE EACH
1	1/8”	3/8”	3153-001	$ 10.83
2	1/4”	1/2”	3153-002	17.30
3	3/8”	5/8” or 3/4”	3153-003	19.90
4	1/2”	–	3153-004	24.20
10	–	7/8” or 1”	3153-010	29.90
5	3/4”	1-1/8” or 1-1/4”	3153-005	33.90
6	1”	1-1/2” or 1-3/4”	3153-006	45.20
7	1-1/4”	2”	3153-007	63.80
8	1-1/2”	2-1/4” or 2-1/2”	3153-008	105.00
9	2”	3” or 3-1/2”	3153-009	169.85

Sets

MFG. NO.	EXTRACTORS INCLUDED	ORDER NUMBER	PRICE EACH
205	1,2,3,4,5	3153-705	$126.65
206	1,2,3,4,5,6	3153-706	172.00
207	1,2,3,4,10,5,6	3153-707	201.85
210	1 each all 10	3153-710	567.45

WALTON

Tap Extractors for Machine Screw and Hand Taps

WARNING: This product contains Cobalt and/or Nickel and/or Lead a chemical known to the state of California to cause cancer or birth defects or other reproductive harm. For more information: www.prop65.ca.gov. WARNING: Cutting tools may shattor. Always wear approved safety glasses and mask when regrinding.

WALTON TAP EXTRACTOR SIZE	COMPLETE TAP EXTRACTOR 6-FLUTE	4-FLUTE	3-FLUTE	2-FLUTE	NET PRICE EACH	EXTRA FINGERS 6-FLUTE	4-FLUTE	3-FLUTE	2-FLUTE	NET PRICE EACH	EXTRA COLLAR OR SLEEVE (EACH)	EXTRA HOLDER (EACH)
#4 (3mm)	–	–	3149-304	3149-204	$19.00	–	–	3150-304	3150-204	$0.77	P. O. A.	P. O. A.
#5 (1/8") (3.2mm)	–	–	3149-305	3149-205	19.00	–	–	3150-305	3150-205	0.77		
#6 (3.5mm)	–	3149-406	3149-306	3149-206	19.00	–	3150-406	3150-306	3150-206	0.77		
#8 (4mm)	–	3149-408	3149-308	3149-208	19.00	–	3150-408	3150-308	3150-208	0.77		
#10 (3/16") (5mm)	–	3149-410	3149-310	3149-210	19.00	–	3150-410	3150-310	3150-210	1.10		
#12 (5.5mm)	–	3149-412	3149-312	3149-212	19.55	–	3150-412	3150-312	3150-212	1.10		
1/4" (6mm)	–	3149-416	3149-316	3149-216	19.55	–	3150-416	3150-316	3150-216	1.35		
9/32" (7mm)	–	3149-418	–	–	19.55	–	3150-418	–	–	1.35		
5/16" (7mm, 8mm)	–	3149-420	3149-320	3149-220	20.45	–	3150-420	3150-320	3150-220	1.53		
11/32"	–	3149-422	–	–	20.45	–	3150-422	–	–	1.53		
3/8" (9mm, 10mm)	–	3149-424	3149-324	3149-224	20.45	–	3150-424	3150-324	3150-224	1.53		
13/32" (10mm)	–	3149-426	–	–	21.45	–	3150-426	–	–	1.58		
7/16" (11mm)	–	3149-428	3149-328	3149-228	21.45	–	3150-428	3150-328	3150-228	1.58		
1/2" (12mm)	–	3149-432	3149-332	3149-232	22.85	–	3150-432	3150-332	3150-232	1.98		
9/16" (14mm)	–	3149-436	3149-336	–	31.45	–	3150-436	3150-336	–	2.30		
5/8" (16mm)	–	3149-440	3149-340	–	34.10	–	3150-440	3150-340	–	2.80		
11/16" (18mm)	–	3149-444	–	–	37.85	–	3150-444	–	–	2.80		
3/4" (18mm, 20mm)	–	3149-448	3149-348	–	43.95	–	3150-448	3150-348	–	3.27		
7/8" (22mm)	–	3149-456	3149-356	–	47.70	–	3150-456	3150-356	–	4.26		
1" (25mm)	–	3149-464	3149-364	–	53.55	–	3150-464	3150-364	–	4.26		
1-1/8" (28mm)	3149-672	3149-472	–	–	126.50	3150-672	3150-472	–	–	8.55		
1-1/4" (32mm)	3149-680	3149-480	–	–	144.40	3150-680	3150-480	–	–	10.20		
1-3/8" (35mm)	3149-688	3149-488	–	–	160.70	3150-688	3150-488	–	–	10.20		
1-1/2" (38mm)	3149-696	3149-496	–	–	181.15	3150-696	3150-496	–	–	11.95		

EDP Part Number shown indicates available flute style for each size. Parts are not interchangeable between flute styles. 4-Flute style supplied, unless otherwise specified.

6

Standard Sets

Set No. 1
3/16, 1/4, 5/16, 3/8, 7/16, 1/2
#3153-501 . . . . . $126.35

Set No. 2
1/4, 5/16, 3/8, 7/16, 1/2, 5/8
#3153-502 . . . . . $141.50

Set No. 3
5/16, 3/8, 7/16, 1/2, 9/16, 5/8
#3153-503 . . . . . $153.50

Set No. 11
1/8*, 3/16, 1/4, 5/16, 3/8, 7/16, 1/2, 5/8, 3/4, 7/8, 1
#3153-511 . . . . . $319.05

Set No. 13
4-5-6-8-10-12-1/4-5/16-3/8-7/16-1/2-5/8-3/4
#3153-513 . . . . . $297.60

Set No. 15
4-5-6-8-10-12-1/4-5/16-3/8-7/16-1/2-5/8-3/4-7/8, 1
#3153-515 . . . . . $393.90

Sets packed in sturdy compartmented case at no extra cost. Refer to catalog #778 for sizes and flute styles in each standard set. May be specified in * other flute styles at same price.

Tap Extractors for S.T.I. Taps

WALTON STI TAP EXTRACTOR SIZE	COMPLETE TAP EXTRACTOR 4-FLUTE	3-FLUTE	2-FLUTE	NET PRICE EACH	EXTRA FINGERS 4-FLUTE	3-FLUTE	2-FLUTE	NET PRICE EACH
#4	–	3151-304	3151-204	$ 25.25	–	3152-304	3152-204	$1.18
#5	–	3151-305	3151-205	25.25	–	3152-305	3152-205	1.18
#6	–	3151-306	3151-206	25.25	–	3152-306	3152-206	1.18
#8	–	3151-308	3151-208	25.25	–	3152-308	3152-208	1.71
#10	3151-110	3151-310	3151-210	25.25	3152-110	3152-310	3152-210	1.71
#12	–	3151-312	3151-212	25.25	–	3152-312	3152-212	1.71
1/4"	3151-116	3151-316	3151-216	26.55	3152-116	3152-316	3152-216	2.08
5/16"	3151-120	3151-320	–	27.10	3152-120	3152-320	–	2.08
3/8"	3151-124	3151-324	–	30.05	3152-124	3152-324	–	2.90
7/16"	3151-128	–	–	33.10	3152-128	–	–	3.25
1/2"	3151-132	–	–	35.70	3152-132	–	–	3.26
9/16"	3151-136	–	–	38.50	3152-136	–	–	3.51
5/8"	3151-140	–	–	40.00	3152-140	–	–	3.50

Designed specifically to remove broken HELICAL COIL WIRE SCREW THREAD INSERT (STI) Taps. Orders for Extractors and Extra Fingers must clearly state STI TAPS or TAPS FOR HELICAL COIL WIRE SCREW THREAD INSERTS and must specify 4-FLUTE, 3-FLUTE, OR 2-FLUTE.

Tap Extractors for Pipe Taps



WALTON PIPE TAP EXTRACTOR SIZE	COMPLETE TAP EXTRACTOR 5-FLUTE	4-FLUTE	NET PRICE EACH	EXTRA FINGERS 5-FLUTE	4-FLUTE	NET PRICE EACH
1/8"	3151-508	3151-408	$ 27.35	3152-508	3152-408	$2.02
1/4"	3151-516	3151-416	32.45	3152-516	3152-416	2.87
3/8"	3151-525	3151-424	39.70	3152-524	3152-424	3.54
1/2"	3151-532	3151-432	45.15	3152-532	3152-432	3.99
3/4"	3151-548	–	58.30	3152-548	–	5.08
1"	3151-564	–	69.40	3152-564	–	8.52

Designed specifically to remove broken Pipe Taps. Orders for Extractors and Extra Fingers must clearly state PIPE TAP and must specify 4-FLUTE or 5-FLUTE.

Tap Extensions

Style B

for Machine and Hand Tapping
8" OAL



TAP SIZE	EDP NO.	A	C	F	PRICE EACH
#0–#6	3154-106	5/16	.142	.255	$46.85
#8	3154-108	3/8	.169	.255	50.65
#10 (3/16")	3154-110	3/8	.195	.255	53.70
#12	3154-112	7/16	.221	.255	55.20
1/4"	3154-116	7/16	.256	.381	57.95
5/16"	3154-120	1/2	.319	.381	61.00
3/8"	3154-124	5/8	.382	.367	66.95
7/16"	3154-128	5/8	.324	.381	26.75
1/2"	3154-132	5/8	.368	.381	73.00
SET NO. 9 3153-509 SET OF 9 EXTENSIONS ABOVE					
9/16"	3154-136	11/16	.430	.428	$82.40
5/8"	3154-140	3/4	.481	.479	87.75
3/4"	3154-148	7/8	.591	.589	107.05
7/8"	3154-156	1-1/16	.698	.696	128.10
1"	3154-162	1-1/16	.801	.799	149.21

16th & sizes through 1-1/2: POA
Set No. 9 packed in a sturdy plastic case at no extra cost.

Tap Extensions

for Pipe Taps
8" OAL

Style B

PIPE TAP SIZE	EDP NO.	PRICE
1/16" & 1/8"	3154-200	$114.20
1/8"	3154-208	121.95
1/4"	3154-216	129.60
3/8"	3154-224	139.95
1/2"	3154-232	155.15

Empty Plastic Set Case
Order No. 3154-410
Price Each…$23.39

Spare Parts

for all Style "B" Tap Extensions

HEX KEY SIZE	EDP NO.	PRICE
.050	3154-300	$1.15
5/64"	3154-305	1.35
1/8"	3154-308	1.40
5/32"	3154-310	1.55

SET SCREW SIZE	EDP NO.	PRICE
#3-48 x 3/32"	3154-401	$0.65
#8-36 x 1/8"	3154-402	0.60
1/4-28 x 3/16"	3154-403	0.60
5/16-24 x 1/4"	3154-404	0.75

Kits and Insert Packets

RECOIL® QUALITY THREAD INSERT SYSTEMS

WARNING: This product contains Cobalt and/or Nickel and/or Lead a chemical known to the state of California to cause cancer or birth defects or other reproductive harm. For more information: www.prop65.ca.gov. **WARNING:** Cutting tools may shatter. Always wear approved safety glasses and mask when regrinding.

The Recoil System...

- Provides stronger and more efficient threads.
- Creates superior threads with greater holding power.
- Is quick and easy to use.
- Is the simple way to repair stripped or damaged threads.
- Saves time and money.
- Is suitable for new applications requiring strong threads.
- Is ideal for alloys and other light materials.
- Simplifies changeover from imperial to metric, & vice versa.
- Installed inserts meet current military & aviation standards.
- Inserts are interchangeable with other brands of helically wound inserts.
- Inserts are manufactured from type 304 (18-8) stainless steel.
- Inserts are available to meet the following military standards and specifications: MS 122076 series, MS 124651 series, MS 21209, MIL-1-8846,SBAC standards, DTD-734, Defense Standards, on request.

The Recoil system consists of Recoil stainless steel helically wound precision inserts, high-quality HSS taps and installation tools. Inserts are available in both free-running or locking types in a wide range of imperial, metric and spark plug sizes.

How Recoil Works...

Drill...

Drill to clear out the damaged thread (if necessary).

Tap ...

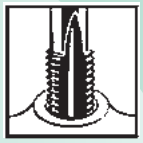

Thread insert tap supplied. Tap thread should match up with bolt.

Install...



Wind insert in with light downward pressure until 1/4 to 1/2 turn below surface, driving tang towards bottom of hole.

Tang Removal...

Remove tool and sit back on top of tang. Tap down sharply. Do not try to twist tang off. Sparkplug and fine threads, use long nose pliers and pull tang out.

Recoil Threaded Inserts

Recoil repair kits consist of high quality taps, drills, insertion tool, inserts and instructions.

Kits

REPAIR KIT SIZE	ORDER NO.	PRICE EACH
2-56UNC	3536-070	$48.15
3-48UNC	3536-080	76.20
3-56UNF	3536-090	44.25
4-40UNC	3536-100	46.10
4-48UNF	3536-105	75.00
5-40UNC	3536-108	78.95
6-32UNC	3536-110	41.30
6-40UNF	3536-115	83.45
8-32UNC	3536-120	41.60
8-36UNF	3536-125	94.15
10-24UNC	3536-130	43.75
10-32UNF	3536-138	48.30
12-24UNC	3536-148	100.50
1/4-20UNC	3536-158	36.55
1/4-28UNF	3536-166	48.75
5/16-18UNC	3536-186	47.75
5/16-24UNF	3536-192	50.10
3/8-16UNC	3536-212	52.30
3/8-24UNF	3536-220	55.35
7/16-14UNC	3536-240	54.65
7/16-20UNF	3536-246	57.50
1/2-13UNC	3536-266	69.65
1/2-20UNF	3536-273	70.00
9/16-12UNC	3536-280	81.25
9/16-18UNF	3536-283	91.70
5/8-11UNC	3536-293	93.85
5/8-18UNF	3536-296	99.25
3/4-16UNF	3536-300	113.70
3/4-10UNC	3536-303	114.45
7/8-9UNC	3536-305	186.75
7/8-14UNF	3536-306	215.20
1-8UNC	3536-308	234.95
1-12UNF	3536-309	279.35
1-14UNF	3536-310	276.65
1-1/8-7UNC	3536-312	636.35
1-1/8-12UNF	3536-313	435.75
1-1/4-7UNC	3536-315	443.80
1-1/4-12UNF	3536-316	305.40
1-3/8-6UNC	3536-318	329.65
1-3/8-12UNF	3536-319	1317.75
1-1/2-6UNC	3536-321	503.25
1-1/2-12UNF	3536-322	719.90

Insert Packets

PACKET SIZE	ORDER NO.	PKG. QTY.	PRICE P/PKG.
2-56 x 1.5D	3536-390	10	$7.85
3-48 x 1.5D	3536-393	10	7.85
4-40 x 1.5D	3536-400	10	7.35
4-48 x 1.5D	3536-403	10	4.80
5-40 x 1.5D	3536-407	10	7.35
6-32 x 1.5D	3536-410	10	7.35
6-40 x 1.5D	3536-415	10	4.80
8-32 x 1.5D	3536-420	10	7.35
8-36 x 1.5D	3536-423	10	7.35
10-24 x 1.5D	3536-427	10	7.35
10-32 x 1.5D	3536-430	10	7.35
1/4-20 x 1.5D	3536-434	10	7.35
12-24 x 1.5D	3536-435	10	9.85
1/4-28 x 1.5D	3536-438	10	7.35
5/16-18 x 1.5D	3536-458	10	8.20
5/16-24 x 1.5D	3536-466	10	9.70
3/8-16 x 1.5D	3536-486	10	9.70
3/8-24 x 1.5D	3536-492	10	11.45
7/16-14 x 1.5D	3536-512	10	10.75
7/16-20 x 1.5D	3536-520	10	10.75
1/2-13 x 1.5D	3536-540	10	15.75
1/2-20 x 1.5D	3536-546	10	15.75
9/16-12 x 1.5D	3536-556	5	14.75
9/16-18 x 1.5D	3536-558	5	14.75
5/8-11x 1.5D	3536-566	5	18.85
5/8-18x 1.5D	3536-570	5	18.85
3/4-10 x 1.5D	3536-573	5	27.45
3/4-16 x 1.5D	3536-593	5	27.45
7/8-9 x 1.5D	3536-597	3	21.90
7/8-14 x 1.5D	3536-599	3	21.90
1-8 x 1.5D	3536-601	3	28.75
1-12 x 1.5D	3536-602	3	28.75
1-14 x 1.5D	3536-603	3	28.75
1-1/8-7 x 1.5D	3536-610	1	7.80
1-1/8-12 x 1.5D	3536-611	1	7.80
1-1/2-12 x 1.5D	3536-612	1	10.20
1-1/4-7 x 1.5D	3536-614	1	8.70
1-1/4-12 x 1.5D	3536-615	1	8.70
1-3/8-6 x 1.5D	3536-617	1	9.70
1-3/8-12 x 1.5D	3536-618	1	9.70
1-1/2-6 x 1.5D	3536-620	1	11.75

Metric Threaded Insert Kits

Spark plug kits include a pilot nose tap which guides and cuts the larger size, ensuring accurate alignment. No drilling is required.

SIZE	ORDER NO.	PRICE EACH
M3 x 0.50	3536-335	$70.55
M4 x 0.70	3536-339	49.15
M5 x 0.80	3536-341	48.60
M6 x 1.00	3536-343	49.05
M8 x 1.00	3536-351	85.00
M8 x 1.25	3536-353	50.40
M10 x 1.25	3536-361	71.70
M10 x 1.50	3536-363	55.45
M12 x 1.25	3536-369	77.15
M12 x 1.50	3536-371	77.15
M12 x 1.75	3536-373	68.20
SPARK PLUG KITS		
M10 x 1.00	3536-359	$87.75
M12 x 1.25	3536-325	96.50
M14 x 1.25	3536-323	125.65
M18 x 1.50	3536-324	135.90

Metric Threaded Insert Packets

SIZE	ORDER NO.	PKG. QTY.	PRICE P/ PKG.
M 3x 0.50 x 1.5D	3536-621	10	$ 6.25
M 4 x 0.70 x 1.5D	3536-622	10	6.25
M 5 x 0.80 x 1.5D	3536-624	10	6.25
M 6 x 1.00 x 1.5D	3536-623	10	7.35
M 8 x 1.00 x 1.5D	3536-631	10	9.70
M 8 x 1.25 x 1.5D	3536-633	10	9.70
M10 x 1.00 x 1.5D	3536-637	10	10.40
M10 x 1.25 x 1.5D	3536-641	10	10.40
M10 x 1.50 x 1.5D	3536-643	10	10.40
M12 x 1.25 x 1.5D	3536-647	10	12.70
M12 x 1.50 x 1.5D	3536-651	10	12.70
M12 x 1.75 x 1.5D	3536-653	10	12.70
SPARK PLUG THREADED INSERT PACKETS			
M10 x 1.00 x 1/2	3536-640	10	$10.20
M12 x 1.25 x 1/2	3536-649	10	12.65
M12 x 1.25 x 3/4	3536-650	10	12.70
M14 x 1.25 x 3/8	3536-663	10	10.20
M14 x 1.25 x 1/2	3536-664	10	12.70
M14 x 1.25 x 3/4	3536-665	10	18.50
M18 x 1.50 x 1/2	3536-683	10	10.20

Recoil Range Kits

SIZE	ORDER NO.	PRICE EACH
UNC 1/4-1/2	3536-700	$257.55
UNF 1/4-1/2	3536-701	257.55
M5X .8-12 X 1.75	3536-702	257.85

Keyserts & Installation Tools

2

RECOIL®
QUALITY THREAD INSERT SYSTEMS

WARNING: This product contains Cobalt and/or Nickel and/or Lead a chemical known to the state of California to cause cancer or birth defects or other reproductive harm. For more information: www.prop65.ca.gov. **WARNING:** Cutting tools may shattar. Always wear approved safety glasses and mask when regrinding.

The Solid Alternative for Thread Repair

Keyserts are solid, one-piece, key-locking inserts used to repair damaged threads for use in original equipment. The keysert locking keys provide a positive mechanical lock which prevents rotation due to vibration or torsion.

FEATURES:
- Installed with standard drills and taps • Easy installation
- May be used in many materials; aluminum, magnesium, and cold rolled steel
- Easy to remove

Heavy Duty Keyserts - Inch Sizes - Carbon Steel

I.D. INT. THREAD	TAP DRILL SIZE	O.D. EXT. THREAD	LENGTH	CARBON STEEL INSERT PART NO.	CARBON STEEL PRICE EACH	INSTALLATION TOOL PART NO.	INSTALLATION PRICE EACH
8-32	I	5/16-18	0.31	3536-808	$1.40	3537-308	$24.12
10-24	Q	3/8-16	0.31	3536-810	1.40	3537-310	20.36
10-32	Q	3/8-16	0.31	3536-811	1.40		
5/16-18	29/64	1/2-13	0.43	3536-820	1.90	3537-320	22.40
5/16-24	29/64	1/2-13	0.43	3536-821	1.90		
3/8-16	33/64	9/16-12	0.50	3536-824	2.04	3537-324	20.36
1/2-13	45/64	3/4-16	0.62	3536-832	3.10	3537-332	24.40
9/16-12	45/64	3/4-16	0.81	3536-836	3.14		
5/8-18	53/64	7/8-14	0.87	3536-841	3.84	3537-340	24.40
1-8	15/16	13/8-12	1.37	–	–	3537-364 (1" KEYSERT INSTALL TOOL)	28.86
1-12	15/16	13/8-12	1.37	–	–		
1-14	15/16	13/8-12	1.37	–	–		

Thin Wall Keyserts - Inch Sizes - Carbon Steel

I.D. INT. THREAD	TAP DRILL SIZE	O.D. EXT. THREAD	LENGTH	CARBON STEEL INSERT PART NO.	CARBON STEEL PRICE EACH	INSTALLATION TOOL PART NO.	INSTALLATION PRICE EACH
1/4-28	Q	3/8-16	0.37	3536-917	$1.40	3537-316	$ 18.64
5/16-18	X	7/16-14	0.43	3536-920	1.86	3537-320	22.40
3/8-16	29/64	1/2-13	0.50	3536-924	2.02	3537-324	20.36
7/16-14	33/64	9/16-12	0.56	3536-928	2.52		
1/2-13	37/64	5/8-11	0.62	3536-932	3.00	3537-332	24.40

Thin Wall Keyserts - Metric Sizes - Carbon Steel

I.D. INTERNAL THREAD	TAP DRILL SIZE	O.D. EXT. THREAD	LENGTH	CARBON STEEL INSERT PART NO.	CARBON STEEL PRICE EACH	INSTALLATION TOOL PART NO.	INSTALLATION PRICE EACH
M5-0.8	6.9	M8-1.25	6.90	3537-058	$1.78	3537-310	$20.36
M10-1.5	12.8	M14-1.5	12.80	3537-105	2.14	3537-324	20.36

Installation

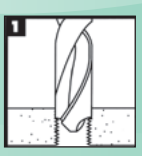

Drill out old threads w/std. drill. Chamfer hole w/standard countersink (82-100º).

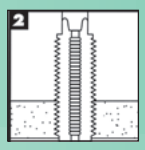

Tap new threads with a std. tap.

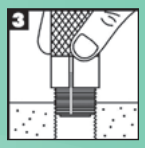

Screw in the insert until slightly below the surface.

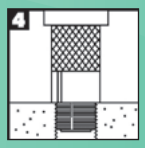

Drive keys down with several hammer taps on the proper installation tool.

Removal

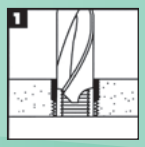

Drill out material between keys and internal thread with std. drill to spec. depth.

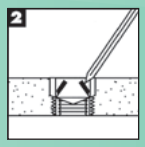

Deflect keys inward and break off.

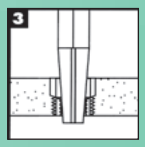

Remove using an E-Z out or similar type tool.

Same size replacement insert may be installed in the original hole.

Important Note:
Keyserts are not recommended for use in brittle materials, like cast iron or plastic

WARNING: This product contains Cobalt and/or Nickel and/or Lead a chemical known to the state of California to cause cancer or birth defects or other reproductive harm. For more information: www.prop65.ca.gov. **WARNING:** Cutting tools may shatter. Always wear approved safety glasses and mask when regrinding.

Thread Restorers

Battered Bolt Or Pipe Threads Restored Quickly Without Changing Fit

A few easy passes with the appropriate THREAD RESTORER over damaged threads will restore the thread without reducing the diameter. Since only the displaced metal is removed the original fit is preserved. Any bolt or pipe of the corresponding thread regardless of diameter may be repaired instantly.

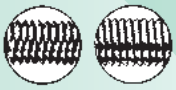

MADE IN USA

1

FOR	TOOL NO.	THREAD SIZES ON EACH TOOL	ORDER NO.	PRICE EACH
BOLTS	1-NU	11, 12, 13, 14, 16, 18, 20 & 24	2591-075	$ 9.50
	2-NU	9, 10, 12, 16, 20, 27, 28 & 32	2591-077	9.50
PIPE - EXTERNAL	5-NU	8, 10, 11-1/2 & 14	2591-081	27.30
	7-NU	8 & 11-1/2	2591-085	9.50
PIPE - INTERNAL	6-NU	8, 10	2591-083	18.07
METRIC	8-NU	0.75mm, 1.00mm, 1.25mm, 1.50mm 1.75mm, 2.00mm, 2.50mm, 3.00mm	2591-087	9.50
SINGLE PITCH EXTERNAL BOLTS AND PIPE	10-NU	10	2591-089	18.30
	11-NU	11	2591-091	18.30
	12-NU	12	2591-093	18.30
	13-NU	13	2591-095	18.30
	14-NU	14	2591-097	18.30
	16-NU	16	2591-099	18.30
	18-NU	18	2591-101	18.30
	20-NU	20	2591-103	18.30
	24-NU	24	2591-105	18.30
	27-NU	27	2591-107	18.30
	28-NU	28	2591-109	18.30
	32-NU	32	2591-111	18.30

Buckingham Thread Restorers

MADE IN USA

Model 6103

Model 62070

Just one tool, with the standard set of die blades, handles SAE, USS, NPT or Metric type threads in any pitch from 6 to 28 threads to the inch - right or left hand threads - in any outside diameter within its specified limits, all without changing a die.

Model 6103 - Automatically adjusts to SAE, USS, NPT and metric threads with pitches of 6 to 28 per inch and right or left handed threading. Has an outside diameter capacity of 1/4" to 1".

Model 6203 - Outside diameter capacity of 1/4" to 1". Has maximum handle swing of 3 in. for work in closely confined areas. For such applications as cylinder head studs, "U" bolts, wheel lugs, etc.

Model 62070 - Has a plain guide die blade which allows dies to pass over key ways and milled flats on threaded parts. Outside diameter capacity of 4" - 6".

Model 62040 - Outside dia. capacity of 1" to 29/16". Same general design as 62070.

Model 61060 - Outside dia. capacity of 1-3/4" to 4". Same general design as 62070.

Model 63060 - For sanitary application (dairy & plumbing industry).

1

MODEL	WEIGHT	OUTSIDE DIA. CAPACITY	MAX. HANDLE SWING	WORKING DIST. FROM SHLDRS.	ORDER NO.	PRICE EACH
6103	1 lb., .50 kg	1/4"-1" (6-25mm)	7" (18cm)	1/2" (13mm)	2591-060	$132.40
6203	1-1/4 lb., 52 kg	1/4"-1" (6-25mm)	3" (8cm)	1/2" (13mm)	2591-061	260.40
62040	2-3/4 lb., 1.24 kg	1"-2-9/16" (25-62mm)	5-1/4" (13cm)	5/16" (8mm)	2591-062	326.60
61060	3-3/4 lb., 1.69 kg	1-3/4"-4" (44.5-102mm)	7" (18cm)	5/16" (8mm)	2591-063	407.70
62070	4-1/2 lb., 2.02 kg	4"-6" (102-152mm)	8" (20cm)	5/16" (8mm)	2591-064	468.50
63060	3-3/4 lb., 1.69 kg	1-3/4"-4" (44.5-102mm)	7" (18cm)	5/16" (8mm)	2591-066	184.65

Tap & Die Accessories

WARNING: This product contains Cobalt and/or Nickel and/or Lead a chemical known to the state of California to cause cancer or birth defects or other reproductive harm. For more information: www.prop65.ca.gov. WARNING: Cutting tools may shatter. Always wear approved safety glasses and mask when regrinding.

T-Handle Tap Wrenches

Pittsburg® ALLEGHANY

3

FRACTIONAL TAPS	MACHINE SCREW TAPS	STANDARD TYPE ORDER NO.	STANDARD TYPE PRICE EACH	PRECISION TYPE ORDER NO.	PRICE EACH
Slip Handle					
1/16 to 5/32	0 to 8	2591-168	$2.95	2591-169	$ 4.10
5/32 to 1/4	0 to 14	2591-172	7.15	2591-170	5.20
1/4 to 1/2	12 to 14	2591-173	11.38	2591-171	7.60
Ratchet Type					
1/16 to 5/32		–	–	2591-167	12.71
5/32 to 1/4	0 to 14	–	–	2591-176	14.24
1/4 to 1/2	12 to 14	–	–	2591-177	26.10
5/32 to 1/4 (13" OAL)		–	–	2591-165	29.12
1/4 to 1/2 (13" OAL)		–	–	2591-166	24.70
Long Slip Handle					
5/32 to 1/4 (13" OAL)	0 to 14	–	–	2591-174	21.71
1/4 to 1/2 (13" OAL)	12 to 14	–	–	2591-175	30.29

GENERAL®

PLAIN TAP WRENCHES

- No. 163 has rigid T-handle.
- Nos. 164 and 166 have sliding T-handle for fitting into tight spaces with greater leverage.

8

MODEL	TAP CAPACITY (NOS. AND INCHES)	LENGTH	ORDER NO.	PRICE
PLAIN TYPE				
163	No. 0 to No. 8 (1.6 to 4mm)	2-1/4"	6931-212	$14.62
164	No. 0 to 1/4" (1.6 to 6.3mm)	2-3/4"	6931-215	16.11
166	No. 12 to 1/2" (6 to 12.5mm)	3-3/4"	6931-218	19.40
RATCHET TYPE				
160R	No. 0 to No. 8 (1.6 to 4mm)	2-3/4"	6931-200	$40.49
161R	No. 0 to No. 1/4" (1.6 to 6.3mm)	3-1/2"	6931-203	40.53
162R	No. 12 to 1/2" (6 to 12.5mm)	4-1/4"	6931-209	51.53

REVERSIBLE RATCHET TAP WRENCHES

- Ratchet can be set for right or left hand operation or locked for non ratchet use.
- Self centering hardened tool steel jaws and knurled chuck sleeve provide positive grip on taps, reamers, and small tools.
- Replacement jaws available; specify tool number.
- No. 161R conforms to government specifications GGG-W-680a.

Straight Tap Wrenches

Pittsburg® ALLEGHANY

3

OLD NO.	CAPACITY HAND REAMERS	FRACTIONAL TAPS	MACHINE SCREW TAPS	PIPE REAMERS	ORDER NO.	PRICE EACH
CAPACITY – (TAP SIZES)						
0	1/8 to 21/64	1/16 to 1/4	0 to 14	–	2591-151	$19.34
14	1/8 to 25/64	1/16 to 3/8	0 to 14	–	2591-152	26.00
15	11/64 to 7/16	5/32 to 1/2	7 to 14	1/8	2591-153	36.80
13	11/64 to 41/64	5/32 to 3/4	7 to 14	1/8 to 1/4	2591-154	36.80
7	9/32 to 29/32	1/4 to 1-1/8	–	1/8 to 3/4	2591-155	41.03
8	37/64 to 1-11/32	3/4 to 1-5/8	–	3/8 to 1-1/4	2591-157	122.68
22	7/8 to 1-1/8	1 to 2-1/2	–	3/4 to 2	2591-159	159.25

Hex & Round Die Adapters

Pittsburg® ALLEGHANY

3

I.D.	ORDER NO.	PRICE EACH
13/16	2591-011	$24.30
1	2591-012	24.30
1-5/16	2591-013†	7.50
1-1/2	2591-014	25.38
2	2591-015	26.46
2-1/2	2591-016	39.96
3	2591-017	58.50
3-1/2	2591-018†	25.85
6	2591-021†	58.35

† Limited Quantities

ROUND FROM	ROUND TO	ORDER NO.	PRICE EACH
13/16	1-5/16	2591-001†	$ 8.70
1	1-5/16	2591-002†	8.70
1-1/2	2-1/2	2591-006†	10.40
2-1/2	3	2591-007†	12.30

3 Screw Type Die Stocks

Pittsburg® ALLEGHANY

3

O.D. OF DIE	ORDER NUMBER	PRICE EACH
5/8	2591-180	$ 17.10
13/16	2591-181	17.10
1	2591-182	19.80
1-1/2	2591-185	30.60
2	2591-186	39.69
2-1/2	2591-188	55.08
3	2591-189	91.80
3-1/2	2591-190	33.85
4	2591-191	152.10
5	2591-192	247.50

Tap Extensions

Pittsburg® ALLEGHANY

3

	ORDER NO.	PRICE EACH
0 to 1/4 (7-3/4" OAL)	2591-178	$12.87
12 to 1/2 (10-3/4" OAL)	2591-179	15.60

Die Holder

Pittsburg® ALLEGHANY

3

SIZE	SHANK DIAM.	BODY DIAM.	ORDER NO.	PRICE EACH
13/16	1/2	1-1/2	2591-145	$26.10
1	1/2	1-1/2	2591-146	26.10
1-1/2	3/4	2	2591-147	39.60

Piloted Spindle Tapper - Imported

3

Pittsburg® ALLEGHANY

TAP SIZE CAPACITY	ORDER NO.	PRICE EACH
1/16-1/4	3109-925	$15.60
1/4-1/2	3109-930	19.50

Plain Metal Slitting Saws

Hollow Ground –High Speed Steel 2

DIA.	THICK-NESS	HOLE	Pittsburg ALLEGHENY ORDER NO.	PRICE EACH	USA ORDER NO.	PRICE EACH	CLOSEOUT ORDER NO.	PRICE EACH
1-1/4	1/32	1/2	–	–	2755-282	$18.83	–	–
1-1/4	1/16	1/2	–	–	2755-284	18.83	–	–
1-1/2	1/32	1/2	–	–	2755-302	23.40	2750-302	$ 22.11
1-1/2	1/16	1/2	–	–	2755-304	23.40	–	–
1-1/2	3/32	1/2	–	–	2755-306	24.82	–	–
1-3/4	1/64	1/2	–	–	–	–	2750-501	8.13
1-3/4	1/32	1/2	2750-502	$23.28	2755-502	27.08	–	–
1-3/4	3/64	1/2	–	–	–	–	2750-503	8.13
1-3/4	1/16	1/2	–	–	2755-504	27.08	2750-504	23.28
1-3/4	3/32	1/2	–	–	2755-506	27.95	2750-506	23.28
1-3/4	7/64	1/2	–	–	–	–	2750-507	8.13
1-3/4	1/8	1/2	–	–	2755-508	29.35	–	–
1-3/4	1/64	5/8	–	–	–	–	2750-701	8.13
1-3/4	3/64	5/8	–	–	–	–	2750-703	8.13
1-3/4	1/16	5/8	–	–	–	–	2750-704	8.13
1-3/4	3/32	5/8	–	–	–	–	2750-706	8.13
1-3/4	7/64	5/8	–	–	–	–	2750-707	8.13
1-3/4	1/8	5/8	–	–	–	–	2750-708	8.13
1-3/4	5/32	5/8	–	–	–	–	2750-710	8.13
1-3/4	3/16	5/8	–	–	–	–	2750-712	8.13
1-3/4	1/64	3/4	–	–	–	–	2750-901	8.13
1-3/4	1/32	3/4	–	–	–	–	2750-902	8.13
1-3/4	3/64	3/4	–	–	–	–	2750-903	8.13
1-3/4	1/16	3/4	–	–	–	–	2750-904	8.13
1-3/4	3/32	3/4	–	–	–	–	2750-906	8.13
1-3/4	7/64	3/4	–	–	–	–	2750-907	8.13
1-3/4	1/8	3/4	–	–	–	–	2750-908	8.13
1-3/4	5/32	3/4	–	–	–	–	2750-910	8.13
1-3/4	3/16	3/4	–	–	–	–	2750-912	8.13
1-3/4	1/64	1	–	–	–	–	2751-101	8.13
1-3/4	1/32	1	–	–	–	–	2751-102	8.13
1-3/4	3/64	1	–	–	–	–	2751-103	8.13
1-3/4	1/16	1	–	–	–	–	2751-104	8.13
1-3/4	3/32	1	–	–	–	–	2751-106	8.13
1-3/4	7/64	1	–	–	–	–	2751-107	8.13
1-3/4	1/8	1	–	–	–	–	2751-108	8.13
1-3/4	5/32	1	–	–	–	–	2751-110	8.13
1-3/4	3/16	1	–	–	–	–	2751-112	8.13
2	1/32	1/2	–	–	2756-302	29.35	–	–
2	1/16	1/2	2751-304	25.74	2756-304	29.35	–	–
2	3/32	1/2	2751-306	28.67	2756-306	32.47	–	–
2	1/8	1/2	2751-308	30.30	2756-308	33.85	–	–
2-1/4	1/64	3/4	–	–	–	–	2751-501	8.13
2-1/4	1/32	3/4	–	–	–	–	2751-502	8.13
2-1/4	3/64	3/4	–	–	–	–	2751-503	8.13
2-1/4	1/16	3/4	–	–	–	–	2751-504	8.13
2-1/4	3/32	3/4	–	–	–	–	2751-506	8.13
2-1/4	7/64	3/4	–	–	–	–	2751-507	8.13
2-1/4	1/8	3/4	–	–	–	–	2751-508	8.13
2-1/4	5/32	3/4	–	–	–	–	2751-510	8.13
2-1/4	3/16	3/4	–	–	–	–	2751-512	8.13
2-1/4	1/64	1	–	–	–	–	2751-701	8.13
2-1/4	1/32	1	–	–	–	–	2751-702	8.13
2-1/4	3/64	1	–	–	–	–	2751-703	8.13
2-1/4	1/16	1	–	–	–	–	2751-704	8.13
2-1/4	3/32	1	–	–	–	–	2751-706	8.13
2-1/4	7/64	1	–	–	–	–	2751-707	8.13
2-1/4	1/8	1	–	–	–	–	2751-708	8.13
2-1/4	5/32	1	–	–	–	–	2751-710	8.13
2-1/4	3/16	1	–	–	–	–	2751-712	8.13
2-1/2	1/32	1/2	–	–	–	–	2751-802	8.13
2-1/2	1/32	7/8	2751-902	33.23	2756-902	37.75	–	–
2-1/2	3/64	7/8	2751-903	33.23	2756-903	37.75	–	–
2-1/2	1/16	7/8	2751-904	33.23	2756-904	37.75	–	–
2-1/2	3/32	7/8	2751-906	33.23	2756-907	39.51	–	–
2-1/2	1/8	7/8	2751-908	36.27	2756-908	40.89	–	–
3	1/64	1	2752-201	42.16	–	–	–	–
3	1/32	1	2752-202	38.32	2757-202	43.59	–	–
3	3/64	1	2752-203	38.32	2757-203	43.59	–	–
3	1/16	1	2752-204	39.78	2757-204	44.97	–	–
3	5/64	1	2752-205	14.41	–	–	–	–
3	3/32	1	2752-206	39.78	2757-206	48.41	–	–
3	7/64	1	2752-207	39.78	–	–	–	–
3	1/8	1	2752-208	40.95	2757-208	49.37	–	–
3	9/64	1	2752-209	40.95	–	–	–	–
3	5/32	1	2752-210	43.24	2757-210	59.53	–	–

WARNING: This product contains Cobalt and/or Nickel and/or Lead a chemical known to the state of California to cause cancer or birth defects or other reproductive harm. For more information: www.prop65.ca.gov. **WARNING:** Cutting tools may shatter. Always wear approved safety glasses and mask when regrinding.

Used for medium, deep cutting, and cut off operations.

DIA.	THICK-NESS	HOLE	Pittsburg ALLEGHENY ORDER NO.	PRICE EACH	USA ORDER NO.	PRICE EACH	CLOSEOUT ORDER NO.	PRICE EACH
3	11/64	1	–	–	–	–	2752-211	$43.24
3	3/16	1	2752-212	$43.24	–	–	–	–
3-1/2	1/32	1	–	–	2752-402	$45.58	–	–
3-1/2	3/64	1	2752-403	45.58	–	–	–	–
3-1/2	1/16	1	2752-404	45.58	–	–	–	–
3-1/2	3/32	1	2752-406	45.58	–	–	–	–
3-1/2	5/32	1	–	–	2752-410	45.58	–	–
3-1/2	3/16	1	–	–	2752-412	45.58	–	–
4	1/64	1	2752-601	53.53	–	–	–	–
4	1/32	1	2752-602	53.53	2757-602	55.67	–	–
4	3/64	1	2752-603	54.41	2757-603	57.19	–	–
4	1/16	1	2752-604	55.17	2757-604	59.53	–	–
4	5/64	1	2752-605	55.17	–	–	–	–
4	3/32	1	2752-606	58.27	2757-606	64.73	–	–
4	7/64	1	2752-607	58.27	–	–	–	–
4	1/8	1	2752-608	61.54	2757-608	76.81	–	–
4	9/64	1	2752-609	63.88	–	–	–	–
4	5/32	1	2752-610	63.88	2757-610	97.65	–	–
4	11/64	1	–	–	–	–	2752-611	81.02
4	3/16	1	2752-612	67.51	2757-612	106.51	–	–
4-1/2	1/32	1	–	–	2752-902	72.62	–	–
4-1/2	3/64	1	–	–	2752-903	72.62	–	–
4-1/2	3/32	1	2752-906	78.30	–	–	–	–
4-1/2	1/8	1	2752-908	87.06	–	–	–	–
4-1/2	1/16	1	–	–	2752-904	72.62	–	–
4-1/2	5/32	1	–	–	–	–	2752-910	87.06
4-1/2	3/16	1	–	–	–	–	2752-912	19.93
5	3/64	1	2753-103	132.59	–	–	–	–
5	1/16	1	2753-104	81.32	2758-104	78.39	–	–
5	5/64	1	2753-105	26.73	–	–	–	–
5	3/32	1	2753-106	81.32	2758-106	91.76	–	–
5	7/64	1	2753-107	88.34	–	–	–	–
5	1/8	1	2753-108	88.34	2758-108	109.06	–	–
5	9/64	1	2753-109	91.56	–	–	–	–
5	5/32	1	2753-110	91.56	2758-110	137.13	–	–
5	3/16	1	2753-112	91.56	2758-112	143.33	–	–
5	1/16	1-1/4	2753-304	62.55	–	–	–	–
5	3/32	1-1/4	2753-306	115.00	–	–	–	–
5	1/8	1-1/4	2753-308	88.34	2758-308	109.06	–	–
5	5/32	1-1/4	2753-310	91.56	–	–	–	–
5	3/16	1-1/4	2753-312	91.56	–	–	–	–
6	3/64	1	2753-503	93.48	–	–	–	–
6	1/16	1	2753-504	93.48	–	–	–	–
6	5/64	1	2753-505	93.48	–	–	–	–
6	3/32	1	2753-506	107.06	–	–	–	–
6	7/64	1	2753-507	107.06	–	–	–	–
6	1/8	1	2753-508	110.40	–	–	–	–
6	9/64	1	2753-509	131.63	–	–	–	–
6	5/32	1	2753-510	131.63	–	–	–	–
6	3/16	1	2753-512	131.63	–	–	–	–
6	7/32	1	–	–	–	–	2753-514	32.70
6	5/16	1	–	–	–	–	2753-520	32.70
6	1/16	1-1/4	2753-704	93.48	–	–	–	–
6	3/32	1-1/4	2753-706	107.06	–	–	–	–
6	1/8	1-1/4	2753-708	110.40	–	–	–	–
6	5/32	1-1/4	2753-710	49.89	–	–	–	–
6	3/16	1-1/4	2753-712	131.63	–	–	–	–
6	7/32	1-1/4	–	–	–	–	2753-714	32.70
7	1/8	1	–	–	–	–	2754-008	114.74
8	1/8	1	2754-208	228.50	–	–	–	–
8	3/16	1	2754-212	272.61	–	–	–	–
8	5/64	1-1/4	–	–	–	–	2754-405	51.51
8	3/32	1-1/4	2754-406	87.45	–	–	–	–
8	1/8	1-1/4	2754-408	228.50	–	–	–	–
8	3/16	1-1/4	2754-412	272.61	–	–	–	–
8	7/32	1-1/4	–	–	–	–	2754-414	64.58
10	3/32	1-1/4	2754-906	381.60	–	–	–	–
10	1/8	1-1/4	2754-908	358.02	–	–	–	–
10	3/16	1-1/4	2754-912	409.50	–	–	–	–
10	1/4	1-1/4	2754-916	409.50	–	–	–	–
12	5/16	1-1/4	–	–	–	–	2755-220	102.50
12	3/8	1-1/4	–	–	–	–	2755-224	102.50

Metal Slitting Saws

Pittsburg® ALLEGHANY 2

WARNING: This product contains Cobalt and/or Nickel and/or Lead a chemical known to the state of California to cause cancer or birth defects or other reproductive harm. For more information: www.prop65.ca.gov. **WARNING:** Cutting tools may shatter. Always wear approved safety glasses and mask when regrinding.

Side Chip - High Speed Steel

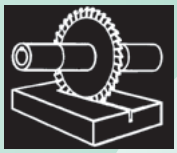

- For deep slotting & cut off operations

DIAM.	THICK-NESS	HOLE	SIDE CHIP ORDER NO.	PRICE EACH	ST'GD. TOOTH ORDER NO.	PRICE EACH
2-1/2	1/16	7/8	2781-041	$56.66	–	–
2-1/2	3/32	7/8	2781-061	56.66	–	–
2-1/2	3/32	1	2781-062	56.66	–	–
2-1/2	1/8	7/8	2781-081	56.66	–	–
3	1/16	1	2782-041	76.46	–	–
3	5/64	1	2782-051	76.46	–	–
3	3/32	1	2782-061	76.46	–	–
3	7/64	1	2782-071	76.46	–	–
3	1/8	1	2782-081	76.46	2791-081	$71.40
3	9/64	1	2782-091	84.24	–	–
3	5/32	1	2782-101	84.24	2791-101	71.40
3	11/64	1	2782-111†	88.13	–	–
3	3/16	1	2782-121	88.13	2791-121	72.94
3	7/32	1	–	–	2791-141	75.58
3	1/4	1	–	–	2791-161	75.58
4	1/16	1	2783-041	87.04	–	–
4	5/64	1	2783-051	97.20	–	–
4	3/32	1	2783-061	97.20	–	–
4	7/64	1	2783-071	97.20	–	–
4	1/8	1	2783-081	97.20	2792-081	95.88
4	9/64	1	2783-091	97.20	2792-091	100.80
4	5/32	1	2783-101	97.20	2792-101	100.80
4	11/64	1	2783-111†	103.68	2792-111	100.80
4	3/16	1	2783-121	103.68	2792-121	100.80
4	7/32	1	2783-141	103.68	2792-141	108.00
4	1/4	1	2783-161	103.68	2792-161	108.00
5	1/16	1	2784-041	116.64	–	–
5	3/32	1	2784-061	123.12	–	–
5	1/8	1	2784-081	123.12	2793-081	118.80
5	1/8	1-1/4	2784-082	123.12	–	–
5	5/32	1	2784-101	125.71	–	–
5	3/16	1	2784-121	132.19	2793-121	134.40
5	1/4	1	2784-161	165.89	2793-161	138.00
5	1/4	1-1/4	–	–	2793-162†	138.00
5	9/32	1	–	–	2793-181†	44.85
5	9/32	1-1/4	–	–	2793-182†	44.85
5	5/16	1	–	–	2793-201†	44.85

† Limited Quantities

Staggered Tooth - High Speed Steel

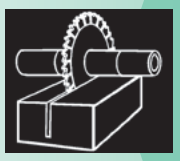

- For deep slotting & heavy duty cutting

DIAM.	THICK-NESS	HOLE	SIDE CHIP ORDER NO.	PRICE EACH	ST'GD. TOOTH ORDER NO.	PRICE EACH
6	1/16	1	2785-041	$194.09	–	–
6	3/32	1	2785-061	154.22	–	–
6	1/8	1	2785-081	162.00	2794-080	$162.00
6	1/8	1-1/4	2785-082	162.00	2794-081	162.00
6	9/64	1-1/4	2785-092†	207.36	–	–
6	5/32	1	2785-101	207.36	2794-101	167.88
6	5/32	1-1/4	2785-102†	207.36	–	–
6	3/16	1	2785-121	207.36	2794-121	182.40
6	3/16	1-1/4	2785-122	207.36	2794-122	182.40
6	1/4	1	2785-161	226.80	2794-161	186.00
6	1/4	1-1/4	–	–	2794-162	186.00
6	9/32	1	–	–	2794-181†	60.79
6	9/32	1-1/4	–	–	2794-182†	201.60
6	5/16	1	–	–	2794-201†	60.79
6	5/16	1-1/4	–	–	2794-202†	60.79
8	1/8	1	2786-081	356.40	–	–
8	1/8	1-1/4	2786-082	356.40	–	–
8	9/64	1-1/4	–	–	2795-091†	111.13
8	3/16	1	–	–	2795-121	342.00
8	3/16	1-1/4	2786-122	369.36	2795-122	342.00
8	7/32	1-1/4	2786-142†	103.24	2795-142†	114.98
8	1/4	1-1/4	2786-162†	421.20	2795-162	358.80
8	9/32	1-1/4	–	–	2795-182†	114.98
8	11/32	1-1/4	–	–	2795-222†	114.98
10	3/16	1-1/4	–	–	2796-121	744.00
10	7/32	1-1/4	2787-141†	203.37	–	–
10	1/4	1-1/4	–	–	2796-161	753.60
10	5/16	1-1/4	–	–	2796-201†	196.95
10	3/8	1-1/4	2787-241†	203.37	2796-241†	183.76
12	3/16	1-1/2	2788-122†	997.92	2797-121†	1386.00
12	1/4	1-1/4	2788-161†	997.92	–	–
12	5/16	1-1/4	2788-201†	871.28	–	–
12	5/16	1-1/2	2788-202†	871.28	2797-201†	1440.00
12	3/8	1-1/4	2788-241†	989.11	–	–
12	3/8	1-1/2	–	–	2797-241†	1008.90

Carbide Tipped Slitting Saws

Standard Tooth – General Purpose for Non-Ferrous Metals

Pittsburg® ALLEGHANY 2

DIAM.	THICK-NESS	HOLE	NO. OF TEETH	ORDER NO.	PRICE EACH
3	5/32	1	12	3032-021†	$76.88
4	5/64	1	14	3032-611†	85.38
4	5/32	1	14	3032-661†	96.30
4	3/16	1	14	3032-681†	100.50
5	3/32	1	16	3033-261†	108.00
5	3/16	1	16	3033-321†	127.88
5	3/16	1-1/4	16	3033-322†	127.88
6	3/64	1	18	3033-831†	89.90
6	1/16	1	18	3033-881†	94.50
6	1/16	1-1/4	18	3033-882†	94.50
6	3/32	1-1/4	18	3033-902†	122.50
6	5/32	1	18	3033-941†	139.86
6	3/16	1-1/4	18	3033-962†	147.25

† Limited Quantities

Coarse Tooth – For Stainless, Non-Ferrous, Cast Iron, Steel

MADE IN USA

2

			FOR STAINLESS STEEL			FOR NON-FERROUS			CAST IRON	STEEL	
DIAM.	FACE WIDTH	ARBOR HOLE	NO. OF TEETH	ORDER NO.	PRICE EACH	NO. OF TEETH	ORDER NO.	PRICE EACH	NO. OF TEETH	ORDER NO.	ORDER NO.	PRICE EACH
3	3/32	1	8	3856-671	$194.10	–	–	–	–	–	–	–
3	1/8	1	8	3856-672	211.30	–	–	–	–	–	–	–
3	3/16	1	8	3856-673	219.45	–	–	–	–	–	–	–
4	3/32	1	10	3856-674	279.33	6	3856-501	$222.97	–	–	–	–
4	1/8	1	10	3856-675	283.00	6	3856-502	229.51	8	3856-026	271.53	$271.53
4	3/16	1	10	3856-676	286.75	6	3856-503	233.00	8	3856-027	292.62	292.62
5	3/32	1	12	3856-677	398.00	–	–	–	–	–	–	–
5	1/8	1	12	3856-678	406.30	–	–	–	–	–	–	–
5	3/16	1	12	3856-679	422.50	–	–	–	–	–	–	–
6	1/8	1-1/4	14	3856-680	453.44	8	3856-504	328.48	12	3856-028	472.23	472.23
6	3/16	1-1/4	14	3856-681	465.25	–	–	–	12	3856-029	487.82	487.82
6	1/4	1-1/4	14	3856-682	472.75	–	–	–	12	3856-030	498.34	498.34
8	1/8	1-1/4	–	–	–	10	3856-505	440.20	–	–	–	–
8	3/16	1-1/4	–	–	–	–	–	–	16	3856-031	671.29	671.29
8	1/4	1-1/4	–	–	–	–	–	–	16	3856-032	696.98	696.98

Screw Slotting Saws - High Speed Steel

WARNING: This product contains Cobalt and/or Nickel and/or Lead a chemical known to the state of California to cause cancer or birth defects or other reproductive harm. For more information: www.prop65.ca.gov. **WARNING:** Cutting tools may shattor. Always wear approved safety glasses and mask when regrinding.



For slotting screw heads and shallow cuts

DIA.	THICK-NESS	HOLE	TEETH	Pittsburg® ALLEGHENY ORDER NO.	PRICE EACH	USA ORDER NO.	PRICE EACH	CLOSEOUT ORDER NO.	PRICE EACH
1-3/4	.006	5/8	90	–	–	2763-110	$ 25.44	–	–
1-3/4	.006	5/8	132	–	–	2763-111	25.46	–	–
1-3/4	.008	5/8	90	–	–	2763-114	23.65	2760-114	$25.56
1-3/4	.008	5/8	132	–	–	2763-115	23.65	–	–
1-3/4	.010	5/8	90	–	–	2763-118	21.82	2760-118	24.01
1-3/4	.010	5/8	132	–	–	2763-119	21.80	–	–
1-3/4	.012	5/8	90	–	–	2763-120	21.13	–	–
1-3/4	.012	5/8	132	–	–	2763-122	21.13	–	–
1-3/4	.013	5/8	90	–	–	–	–	2760-124	26.68
1-3/4	.014	5/8	90	–	–	2763-126	19.53	2760-126	17.55
1-3/4	.014	5/8	132	–	–	2763-128	19.53	–	–
1-3/4	.016	5/8	90	–	–	2763-130	19.53	2760-130	17.13
1-3/4	.016	5/8	132	–	–	2763-132	19.53	–	–
1-3/4	.018	5/8	90	–	–	2763-134	18.42	2760-134	16.56
1-3/4	.018	5/8	132	–	–	2763-136	18.42	–	–
1-3/4	.020	5/8	90	2760-138	$ 16.00	2763-138	17.78	–	–
1-3/4	.020	5/8	132	–	–	2763-140	17.78	–	–
1-3/4	.023	5/8	90	2760-144	16.00	2763-144	17.78	–	–
1-3/4	.023	5/8	132	–	–	2763-146	17.78	–	–
1-3/4	.025	5/8	90	2760-148	16.00	2763-148	17.78	–	–
1-3/4	.025	5/8	132	–	–	2763-150	17.78	–	–
1-3/4	.028	5/8	60	–	–	–	–	2760-154	3.33
1-3/4	.028	5/8	90	2760-156	16.00	2763-156	17.78	–	–
1-3/4	.028	5/8	132	–	–	2763-158	17.78	–	–
1-3/4	.032	5/8	90	2760-164	16.00	2763-164	18.01	–	–
1-3/4	.032	5/8	132	–	–	2763-166	18.01	–	–
1-3/4	.036	5/8	90	2760-172	16.56	2763-172	18.65	–	–
1-3/4	.036	5/8	132	–	–	2763-174	18.65	–	–
1-3/4	.040	5/8	90	2760-180	16.56	2763-180	18.65	–	–
1-3/4	.040	5/8	132	–	–	2763-182	18.65	–	–
1-3/4	.045	5/8	90	2760-190	16.56	2763-190	18.65	–	–
1-3/4	.045	5/8	132	–	–	2763-192	18.65	–	–
1-3/4	.051	5/8	90	2760-199	16.56	2763-199	18.65	–	–
1-3/4	.051	5/8	132	–	–	2763-201	18.65	–	–
1-3/4	.057	5/8	90	2760-211	17.55	2763-211	21.38	–	–
1-3/4	.057	5/8	132	–	–	2763-213	21.38	–	–
1-3/4	.064	5/8	90	2760-225	18.67	2763-225	21.80	–	–
1-3/4	.064	5/8	132	–	–	2763-227	21.80	–	–
1-3/4	.072	5/8	90	2760-232	18.67	–	–	–	–
2-1/4	.006	5/8	60	–	–	2763-391	30.81	2760-391	26.68
2-1/4	.006	5/8	132	–	–	2763-392	30.81	–	–
2-1/4	.008	5/8	60	–	–	2763-395	27.26	2760-395	26.68
2-1/4	.008	5/8	132	–	–	2763-397	27.26	–	–
2-1/4	.010	5/8	60	–	–	2763-399	23.65	2760-399	26.68
2-1/4	.010	5/8	132	–	–	2763-400	23.65	–	–
2-1/4	.012	5/8	60	–	–	2763-402	22.71	–	–
2-1/4	.012	5/8	132	–	–	2763-404	22.71	–	–
2-1/4	.013	5/8	60	–	–	–	–	2760-405	30.04
2-1/4	.014	5/8	60	–	–	2763-406	21.59	2760-406	25.42
2-1/4	.014	5/8	132	–	–	2763-408	21.59	–	–
2-1/4	.016	5/8	60	–	–	2763-410	20.91	2760-410	25.42
2-1/4	.016	5/8	132	–	–	2763-412	20.91	–	–
2-1/4	.018	5/8	60	–	–	2763-414	18.65	2760-414	21.06
2-1/4	.018	5/8	132	–	–	2763-416	18.65	–	–
2-1/4	.020	5/8	60	2760-418	21.06	2763-418	18.13	–	–
2-1/4	.020	5/8	132	–	–	2763-420	18.13	–	–
2-1/4	.023	5/8	60	2760-424	21.06	2763-424	18.13	–	–
2-1/4	.023	5/8	132	–	–	2763-426	18.13	–	–
2-1/4	.025	5/8	60	2760-428	21.06	2763-428	18.13	–	–
2-1/4	.025	5/8	132	–	–	2763-430	18.13	–	–
2-1/4	.028	5/8	60	2760-434	22.15	2763-434	18.13	–	–
2-1/4	.028	5/8	132	–	–	2763-436	18.13	–	–
2-1/4	.032	5/8	60	2760-438	19.94	2763-438	21.13	–	–
2-1/4	.032	5/8	132	–	–	2763-440	21.13	–	–
2-1/4	.036	5/8	60	2760-446	19.94	2763-446	21.13	–	–
2-1/4	.036	5/8	132	–	–	2763-448	21.13	–	–
2-1/4	.040	5/8	60	2760-454	$ 21.06	2763-454	$ 21.13	–	–
2-1/4	.040	5/8	132	–	–	2763-456	21.13	–	–
2-1/4	.045	5/8	60	2760-464	22.20	2763-464	22.71	–	–
2-1/4	.045	5/8	132	–	–	2763-466	22.71	–	–
2-1/4	.051	5/8	60	2760-468	17.08	2763-468	22.71	–	–
2-1/4	.051	5/8	90	–	–	–	–	2760-465	$ 22.20
2-1/4	.051	5/8	132	–	–	2763-470	22.71	–	–
2-1/4	.057	5/8	60	2760-475	22.18	2763-475	24.33	–	–
2-1/4	.057	5/8	132	–	–	2763-477	24.33	–	–
2-1/4	.064	5/8	60	2760-485	22.18	2763-485	24.33	–	–
2-1/4	.064	5/8	132	–	–	2763-487	24.33	–	–
2-1/4	.072	5/8	60	2760-495	22.18	2763-495	28.22	–	–
2-1/4	.081	5/8	60	2760-505	23.73	2763-505	29.48	–	–
2-1/4	.091	5/8	60	2760-515	25.56	2763-515	31.82	–	–
2-1/4	.102	5/8	60	2760-525	27.79	2763-525	34.03	–	–
2-1/4	.035	3/4	44	–	–	–	–	2760-625	4.15
2-1/4	.071	3/4	44	–	–	–	–	–	–
2-1/4	.064	3/4	60	–	–	–	–	2760-655	4.64
2-1/4	.081	3/4	44	–	–	–	–	2760-665	4.95
2-1/4	.102	3/4	44	–	–	–	–	2760-675	5.80
2-1/4	.128	3/4	44	–	–	–	–	2760-685	5.80
2-1/4	.182	3/4	56	–	–	–	–	2760-695	5.80
2-1/4	.016	1	44	–	–	–	–	2760-805	5.30
2-1/4	.025	1	44	–	–	–	–	2760-821	4.39
2-1/4	.144	1	44	–	–	–	–	2760-871	5.80
2-1/4	.162	1	44	–	–	–	–	2760-881	5.80
2-1/4	.182	1	44	–	–	–	–	2760-891	5.80
2-3/4	.006	1/2	72	–	–	–	–	2760-991	8.92
2-3/4	.008	1/2	72	–	–	–	–	2760-995	8.92
2-3/4	.010	1/2	72	–	–	–	–	2760-999	8.92
2-3/4	.013	1/2	72	–	–	–	–	2761-005	8.13
2-3/4	.014	1/2	72	–	–	–	–	2761-007	7.63
2-3/4	.018	1/2	72	–	–	–	–	2761-015	6.69
2-3/4	.020	1/2	72	–	–	–	–	2761-019	4.64
2-3/4	.023	1/2	72	–	–	–	–	2761-025	4.64
2-3/4	.025	1/2	72	–	–	–	–	2761-029	4.64
2-3/4	.028	1/2	72	–	–	–	–	2761-035	4.64
2-3/4	.036	1/2	72	–	–	–	–	2761-051	4.64
2-3/4	.040	1/2	72	–	–	–	–	2761-059	4.64
2-3/4	.045	1/2	72	–	–	–	–	2761-069	5.56
2-3/4	.051	1/2	72	–	–	–	–	2761-079	5.56
2-3/4	.057	1/2	72	–	–	–	–	2761-089	5.56
2-3/4	.064	1/2	72	–	–	–	–	2761-099	5.56
2-3/4	.010	5/8	72	–	–	–	–	2761-199	8.92
2-3/4	.013	5/8	72	–	–	–	–	2761-205	8.13
2-3/4	.014	5/8	72	–	–	–	–	2761-207	7.63
2-3/4	.018	5/8	72	–	–	–	–	2761-215	6.69
2-3/4	.020	5/8	72	–	–	–	–	2761-219	4.64
2-3/4	.023	5/8	72	–	–	–	–	2761-223	4.64
2-3/4	.025	5/8	72	–	–	–	–	2761-225	4.64
2-3/4	.028	5/8	72	–	–	–	–	2761-231	4.64
2-3/4	.036	5/8	72	–	–	–	–	2761-247	4.64
2-3/4	.040	5/8	72	–	–	–	–	2761-255	4.64
2-3/4	.064	5/8	72	–	–	–	–	2761-285	5.56
2-3/4	.006	3/4	72	–	–	2764-385	35.44	2761-385	29.64
2-3/4	.008	3/4	72	–	–	2764-389	30.81	2761-389	29.64
2-3/4	.010	3/4	72	–	–	2764-393	26.60	2761-393	29.64
2-3/4	.012	3/4	72	–	–	2764-395	24.99	–	–
2-3/4	.013	3/4	72	–	–	–	–	2761-399	7.63
2-3/4	.014	3/4	72	–	–	2764-401	23.65	2761-401	29.64
2-3/4	.016	3/4	72	–	–	2764-405	21.59	2761-405	29.64
2-3/4	.018	3/4	72	–	–	2764-409	20.91	2761-409	29.64
2-3/4	.020	3/4	72	2761-413	22.18	2764-413	18.65	–	–
2-3/4	.023	3/4	72	2761-419	22.18	2764-419	18.65	–	–
2-3/4	.025	3/4	72	2761-426	22.18	2764-426	18.65	–	–
2-3/4	.028	3/4	56	–	–	–	–	2764-432	4.50
2-3/4	.028	3/4	72	2761-436	22.18	2764-436	18.65	–	–
2-3/4	.032	3/4	56	–	–	–	–	2761-444	4.64
2-3/4	.032	3/4	72	2761-447	22.18	2764-447	21.80	–	–
2-3/4	.036	3/4	56	–	–	–	–	2761-455	4.64
2-3/4	.036	3/4	72	2761-458	22.18	2764-458	21.80	–	–

(cont'd)

Screw Slotting Saws, (Continued)

WARNING: This product contains Cobalt and/or Nickel and/or Lead a chemical known to the state of California to cause cancer or birth defects or other reproductive harm. For more information: www.prop65.ca.gov. WARNING: Cutting tools may shatter. Always wear approved safety glasses and mask when regrinding.

2

High Speed Steel



For slotting screw heads and shallow cuts

DIA.	THICK-NESS	HOLE	TEETH	Pittsburg® Machinery ORDER NO.	PRICE EACH	USA ORDER NO.	PRICE EACH	CLOSEOUT ORDER NO.	PRICE EACH
2-3/4	.040	3/4	56	–	–	–	–	2764-466	$ 5.27
2-3/4	.040	3/4	72	2761-469	$ 22.18	2764-469	$21.80	–	–
2-3/4	.045	3/4	56	–	–	–	–	2764-479	5.77
2-3/4	.045	3/4	72	2761-482	26.68	2764-482	23.86	–	–
2-3/4	.051	3/4	56	–	–	–	–	2761-492	5.56
2-3/4	.051	3/4	72	2761-497	26.68	2764-497	25.23	–	–
2-3/4	.057	3/4	56	–	–	–	–	2761-507	5.56
2-3/4	.057	3/4	72	2761-510	26.68	2764-510	26.57	–	–
2-3/4	.064	3/4	56	–	–	–	–	2761-520	26.68
2-3/4	.064	3/4	72	2761-523	26.68	2764-523	27.26	–	–
2-3/4	.072	3/4	72	2761-536	26.68	2764-536	29.35	–	–
2-3/4	.081	3/4	56	–	–	–	–	2764-546	7.24
2-3/4	.081	3/4	72	2761-549	31.03	2764-549	30.01	–	–
2-3/4	.091	3/4	56	–	–	–	–	2764-559	7.75
2-3/4	.091	3/4	72	2761-563	33.41	2764-563	32.09	–	–
2-3/4	.102	3/4	56	–	–	–	–	2764-573	8.57
2-3/4	.102	3/4	72	2761-576	35.10	2764-576	35.44	–	–
2-3/4	.114	3/4	56	–	–	–	–	2764-586	10.44
2-3/4	.114	3/4	72	2761-589	36.22	2764-589	43.22	–	–
2-3/4	.128	3/4	72	2761-602	36.22	2764-602	46.34	–	–
2-3/4	.162	3/4	56	–	–	–	–	2761-622	9.76
2-3/4	.162	3/4	72	2761-625	46.89	–	–	–	–
2-3/4	.182	3/4	72	2761-629	54.90	–	–	–	–
2-3/4	.006	1	72	–	–	2764-725	35.44	2761-725	42.82
2-3/4	.008	1	72	–	–	2764-729	30.81	2761-729	31.64
2-3/4	.010	1	72	–	–	2764-733	26.60	–	–
2-3/4	.013	1	72	–	–	–	–	2761-739	36.65
2-3/4	.014	1	72	–	–	2764-744	23.65	–	–
2-3/4	.016	1	72	–	–	2764-748	21.59	2761-748	32.15
2-3/4	.018	1	72	–	–	2764-752	20.91	–	–
2-3/4	.020	1	36	–	–	–	–	2761-754	4.64
2-3/4	.020	1	56	–	–	–	–	2761-756	8.69
2-3/4	.020	1	72	2761-759	22.18	2764-759	18.65	–	–
2-3/4	.023	1	56	2761-765	8.69	2764-765	18.65	–	–
2-3/4	.023	1	72	2761-769	22.18	2764-769	18.65	–	–
2-3/4	.025	1	44	–	–	–	–	2761-775	4.64
2-3/4	.025	1	56	2761-779	8.69	2764-779	18.65	–	–
2-3/4	.025	1	72	2761-782	22.18	2764-782	18.65	–	–
2-3/4	.028	1	56	2761-786	8.69	2764-786	18.65	–	–
2-3/4	.028	1	72	2761-789	22.18	2764-789	18.65	–	–
2-3/4	.032	1	56	2761-799	8.69	2764-799	21.80	–	–
2-3/4	.032	1	72	2761-802	22.18	2764-802	21.80	–	–
2-3/4	.036	1	56	2761-810	8.69	2764-810	21.80	–	–
2-3/4	.036	1	72	2761-813	22.18	2764-813	21.80	–	–
2-3/4	.040	1	56	2761-821	8.69	2764-821	21.80	–	–
2-3/4	.040	1	72	2761-824	22.18	2764-824	21.80	–	–
2-3/4	.045	1	56	2761-834	10.40	2764-834	23.86	–	–
2-3/4	.045	1	72	2761-837	26.68	2764-837	23.86	–	–
2-3/4	.051	1	56	2761-847	26.68	2764-847	25.23	–	–
2-3/4	.051	1	72	2761-850	26.68	2764-850	25.23	–	–
2-3/4	.057	1	56	2761-863	10.40	2764-863	26.57	–	–

DIA.	THICK-NESS	HOLE	TEETH	Pittsburg® Machinery ORDER NO.	PRICE EACH	USA ORDER NO.	PRICE EACH	CLOSEOUT ORDER NO.	PRICE EACH
2-3/4	.057	1	72	2761-869	$26.68	2764-869	$26.57	–	–
2-3/4	.064	1	56	2761-879	10.40	2764-879	27.26	–	–
2-3/4	.064	1	72	2761-882	26.68	2764-882	27.26	–	–
2-3/4	.072	1	56	2761-892	10.40	2764-892	29.35	–	–
2-3/4	.072	1	72	2761-896	26.68	2764-896	29.35	–	–
2-3/4	.081	1	56	2761-996	12.07	2764-996	30.01	–	–
2-3/4	.081	1	72	2761-999	31.03	2764-999	30.01	–	–
2-3/4	.091	1	56	2762-009	13.06	2765-009	32.09	–	–
2-3/4	.091	1	72	2762-012	33.41	2765-012	32.09	–	–
2-3/4	.102	1	56	2762-022	13.63	2765-022	35.44	–	–
2-3/4	.102	1	72	2762-025	35.15	2765-025	35.44	–	–
2-3/4	.114	1	56	2762-035	14.16	2765-035	43.22	–	–
2-3/4	.114	1	72	2762-038	36.22	2765-038	43.22	–	–
2-3/4	.128	1	56	2762-048	14.54	2765-048	46.34	–	–
2-3/4	.128	1	72	2762-051	37.35	2765-051	46.34	–	–
2-3/4	.144	1	56	2762-061	16.67	–	–	–	–
2-3/4	.144	1	72	2762-064	42.97	2765-064	52.00	–	–
2-3/4	.162	1	56	2762-074	18.24	–	–	–	–
2-3/4	.162	1	72	2762-077	46.89	2765-077	54.98	–	–
2-3/4	.182	1	56	–	–	–	–	2762-087	$11.43
2-3/4	.182	1	72	2762-090	54.90	2765-090	62.46	–	–
3	.128	1/2	56	–	–	–	–	2762-190	7.79
3	.018	3/4	56	–	–	–	–	2762-200	6.69
3	.020	3/4	72	–	–	–	–	2762-204	4.64
3	.023	3/4	56	–	–	–	–	2762-210	4.64
3	.023	3/4	72	–	–	–	–	2762-213	4.64
3	.025	3/4	72	–	–	–	–	2762-217	4.64
3	.035	3/4	56	–	–	–	–	2762-236	4.64
3	.035	3/4	72	–	–	–	–	2762-239	4.64
3	.036	3/4	56	–	–	–	–	2762-241	4.64
3	.036	3/4	72	–	–	–	–	2762-244	4.64
3	.040	3/4	56	–	–	–	–	2762-252	4.64
3	.040	3/4	72	–	–	–	–	2762-255	4.64
3	.045	3/4	56	–	–	–	–	2762-265	5.56
3	.045	3/4	72	–	–	–	–	2762-268	5.56
3	.072	3/4	56	–	–	–	–	2762-278	5.56
3	.072	3/4	72	–	–	–	–	2762-281	5.56
3	.081	3/4	56	–	–	–	–	2762-291	6.46
3	.081	3/4	72	–	–	–	–	2762-294	6.46
3	.091	3/4	56	–	–	–	–	2762-295	6.97
3	.091	3/4	72	–	–	–	–	2762-298	6.97
3	.023	1	72	–	–	–	–	2762-404	4.64
3	.144	1	56	–	–	–	–	2762-542	8.94
3	.144	1	72	–	–	–	–	2762-552	8.94
3	.182	1	72	–	–	–	–	2762-572	11.43

Jewelers Saws – High Speed Steel

WARNING: This product contains Cobalt and/or Nickel and/or Lead a chemical known to the state of California to cause cancer or birth defects or other reproductive harm. For more information: www.prop65.ca.gov. **WARNING:** Cutting tools may shatter. Always wear approved safety glasses and mask when regrinding.

2



DIA.	THICK-NESS	HOLE	TEETH	Pittsburg® ALLEGHENY ORDER NO.	PRICE EACH	USA ORDER NO.	PRICE EACH	CLOSEOUT ORDER NO.	PRICE EACH
1	.032	1/4	76	2770-010	$13.63	2775-001	$ 11.16	–	–
1	.028	1/4	76	2770-020	13.63	2775-002	11.16	–	–
1	.025	1/4	76	2770-030	11.28	2775-003	9.76	–	–
1	.023	1/4	76	2770-040	11.28	2775-004	9.76	–	–
1	.020	1/4	76	2770-050	12.37	2775-005	9.76	–	–
1	.018	1/4	76	2770-060	12.37	2775-006	9.76	–	–
1	.016	1/4	76	2770-070	13.63	2775-007	10.91	–	–
1	.014	1/4	76	2770-080	14.41	2775-008	10.91	–	–
1	.012	1/4	98	2770-090	15.66	2775-009	10.91	–	–
1	.010	1/4	98	2770-100	15.66	2775-010	10.91	–	–
1	.008	1/4	98	2770-110	20.20	2775-011	12.05	–	–
1	.006	1/4	98	–	–	2775-012	14.28	2770-120	$ 20.20
1	.032	5/16	76	–	–	–	–	2770-130	13.63
1	.028	5/16	76	–	–	–	–	2770-140	13.63
1	.025	5/16	76	–	–	–	–	2770-150	11.28
1	.023	5/16	76	–	–	–	–	2770-160	11.28
1	.020	5/16	76	–	–	–	–	2770-170	12.37
1	.018	5/16	76	–	–	–	–	2770-180	12.37
1	.016	5/16	76	–	–	–	–	2770-190	13.63
1	.014	5/16	76	–	–	–	–	2770-200	14.41
1	.012	5/16	98	–	–	–	–	2770-210	15.66
1	.010	5/16	98	–	–	–	–	2770-220	15.66
1	.008	5/16	98	–	–	–	–	2770-230	20.20
1	.006	5/16	98	–	–	–	–	2770-240	20.20
1	.032	3/8	76	2770-250	13.63	2775-025	11.16		–
1	.028	3/8	76	2770-260	13.63	2775-026	11.16	–	–
1	.025	3/8	76	2770-270	11.28	2775-027	9.76	–	–
1	.023	3/8	76	2770-280	11.28	2775-028	9.76	–	–
1	.020	3/8	76	2770-290	12.37	2775-029	9.76	–	–
1	.018	3/8	76	2770-300	12.37	2775-030	9.76	–	–
1	.016	3/8	76	2770-310	13.63	2775-031	10.91	–	–
1	.014	3/8	76	2770-320	14.41	2775-032	10.91	–	–
1	.012	3/8	98	2770-330	15.66	2775-033	10.91	–	–
1	.010	3/8	98	2770-340	15.66	2775-034	10.91	–	–
1	.008	3/8	98	2770-350	22.45	2775-035	12.05	–	–
1	.006	3/8	98	–	–	2775-036	14.28	–	–
1	.025	1/2	76	–	–	–	–	2770-390	11.28
1	.023	1/2	76	–	–	–	–	2770-400	11.28
1	.020	1/2	76	–	–	–	–	2770-410	12.37
1	.018	1/2	76	–	–	–	–	2770-420	12.37
1	.016	1/2	76	–	–	–	–	2770-430	13.63
1	.014	1/2	76	–	–	–	–	2770-440	14.41
1	.012	1/2	98	–	–	–	–	2770-450	15.66
1	.010	1/2	98	–	–	–	–	2770-460	15.66
1	.008	1/2	98	–	–	–	–	2770-470	20.20
1-1/4	.032	5/16	98	2770-490	14.41	2775-049	11.83	–	–
1-1/4	.028	5/16	98	–	–	2775-050	11.83	2770-500	13.63
1-1/4	.025	5/16	98	2770-510	13.63	2775-051	10.91	–	–
1-1/4	.023	5/16	98	2770-520	13.63	2775-052	10.91	–	–
1-1/4	.020	5/16	98	2770-530	14.41	2775-053	11.16	–	–
1-1/4	.018	5/16	98	2770-540	15.66	2775-054	11.83	–	–
1-1/4	.016	5/16	98	–	–	2775-055	11.83	2770-550	16.91
1-1/4	.014	5/16	98	–	–	2775-056	12.27	2770-560	16.91
1-1/4	.012	5/16	120	2775-057	12.27	–	–	2770-570	17.55
1-1/4	.010	5/16	120	2770-580	21.76	2775-058	13.23	–	–
1-1/4	.008	5/16	120	2775-059	14.28	–	–	2770-590	23.81
1-1/4	.006	5/16	120	–	–	2775-060	17.10	2770-600	23.81
1-1/4	.032	3/8	98	2770-610	14.41	2775-061	11.83	–	–
1-1/4	.028	3/8	98	2770-620	14.41	2775-062	11.83	–	–
1-1/4	.025	3/8	98	2770-630	13.63	2775-063	10.91	–	–
1-1/4	.023	3/8	98	2770-640	13.63	2775-064	10.91	–	–
1-1/4	.020	3/8	98	2770-650	14.41	2775-065	11.16	–	–
1-1/4	.018	3/8	98	2770-660	15.66	2775-066	11.83	–	–
1-1/4	.016	3/8	98	2770-670	16.91	2775-067	11.83	–	–
1-1/4	.014	3/8	98	2770-680	16.91	2775-068	12.27	–	–
1-1/4	.012	3/8	120	2770-690	17.55	2775-069	12.27	–	–
1-1/4	.010	3/8	120	2770-700	21.76	2775-070	13.23	–	–
1-1/4	.008	3/8	120	2770-710	23.81	2775-071	14.28	–	–
1-1/4	.006	3/8	120	–	–	2775-072	17.10	–	–
1-1/4	.032	1/2	98	2770-730	14.41	2775-073	11.83	–	–
1-1/4	.028	1/2	98	2770-740	14.41	2775-074	11.83	–	–
1-1/4	.025	1/2	98	2775-075	10.91	–	–	2770-750	13.63
1-1/4	.023	1/2	98	2775-076	10.91	–	–	2770-760	13.63
1-1/4	.020	1/2	98	2770-770	14.41	2775-077	11.16	–	–
1-1/4	.018	1/2	98	2770-780	15.66	2775-078	11.83	–	–

DIA.	THICK-NESS	HOLE	TEETH	Pittsburg® ALLEGHENY ORDER NO.	PRICE EACH	USA ORDER NO.	PRICE EACH	CLOSEOUT ORDER NO.	PRICE EACH
1-1/4	.016	1/2	98	2770-790	$ 16.91	2775-079	$ 11.83	–	–
1-1/4	.014	1/2	98	2770-800	16.91	2775-080	12.27	–	–
1-1/4	.012	1/2	120	2770-810	17.55	2775-081	12.27	–	–
1-1/4	.010	1/2	120	2770-820	21.76	2775-082	13.23	–	–
1-1/4	.008	1/2	120	2770-830	23.81	2775-083	14.28	–	–
1-1/4	.006	1/2	120	–	–	2775-084	17.10	2770-840	$ 23.81
1-1/2	.032	3/8	110	2770-850	17.85	2775-085	12.27	–	–
1-1/2	.028	3/8	110	2770-860	15.66	2775-086	12.27	–	–
1-1/2	.025	3/8	110	2770-870	15.66	2775-087	12.05	–	–
1-1/2	.023	3/8	110	2770-880	15.66	2775-088	12.05	–	–
1-1/2	.020	3/8	110	2770-890	15.66	2775-089	12.05	–	–
1-1/2	.018	3/8	110	2770-900	16.91	2775-090	12.05	–	–
1-1/2	.016	3/8	110	2770-910	17.55	2775-091	13.23	–	–
1-1/2	.014	3/8	110	2770-920	18.79	2775-092	14.11	–	–
1-1/2	.012	3/8	140	2770-930	20.20	2775-093	14.54	–	–
1-1/2	.010	3/8	140	2770-940	29.44	2775-094	17.10	–	–
1-1/2	.008	3/8	140	2770-950	29.44	2775-095	18.15	–	–
1-1/2	.006	3/8	140	–	–	2775-096	19.53	2770-960	29.44
1-1/2	.032	1/2	110	2770-970	17.85	2775-097	12.27	–	–
1-1/2	.028	1/2	110	2770-980	15.66	2775-098	12.27	–	–
1-1/2	.025	1/2	110	2770-990	15.66	2775-099	12.05	–	–
1-1/2	.023	1/2	110	2771-000	15.66	2775-100	12.05	–	–
1-1/2	.020	1/2	110	2771-010	15.66	2775-101	12.05	–	–
1-1/2	.018	1/2	110	2771-020	16.91	2775-102	12.05	–	–
1-1/2	.016	1/2	110	2771-030	17.55	2775-103	13.23	–	–
1-1/2	.014	1/2	110	2771-040	18.79	2775-104	14.11	–	–
1-1/2	.012	1/2	140	2771-050	20.20	2775-105	14.54	–	–
1-1/2	.010	1/2	140	2771-060	29.44	2775-106	17.10	–	–
1-1/2	.008	1/2	140	2771-070	29.44	2775-107	18.15	–	–
1-1/2	.006	1/2	140	–	–	2775-108	19.53	2771-080	29.44
1-3/4	.032	3/8	132	2771-090	16.91	2775-109	13.23	–	–
1-3/4	.028	3/8	132	2775-110	13.23	–	–	2771-100	16.91
1-3/4	.025	3/8	132	2771-110	15.66	2775-111	12.97	–	–
1-3/4	.023	3/8	132	2775-112	12.97	–	–	2771-120	15.66
1-3/4	.020	3/8	132	2771-130	17.98	2775-113	14.11	–	–
1-3/4	.018	3/8	132	2771-140	18.79	2775-114	14.28	–	–
1-3/4	.016	3/8	132	2775-115	14.54	–	–	2771-150	20.20
1-3/4	.014	3/8	132	2771-160	20.82	2775-116	14.54	–	–
1-3/4	.012	3/8	160	2771-170	25.84	2775-117	15.49	–	–
1-3/4	.010	3/8	160	2771-180	29.44	2775-118	17.78	–	–
1-3/4	.008	3/8	160	2775-119	18.63	–	–	2771-190	31.64
1-3/4	.006	3/8	160	–	–	2775-120	21.36	2771-200	25.84
1-3/4	.032	1/2	132	2771-210	16.91	2775-121	13.23	–	–
1-3/4	.028	1/2	132	2771-220	16.91	2775-122	13.23	–	–
1-3/4	.025	1/2	132	2771-230	15.66	2775-123	12.97	–	–
1-3/4	.023	1/2	132	2771-240	15.66	2775-124	12.97	–	–
1-3/4	.020	1/2	132	2771-250	17.55	2775-125	14.11	–	–
1-3/4	.018	1/2	132	2771-260	18.79	2775-126	14.28	–	–
1-3/4	.016	1/2	132	2771-270	20.20	2775-127	14.54	–	–
1-3/4	.014	1/2	132	2771-280	20.82	2775-128	14.54	–	–
1-3/4	.012	1/2	160	2771-290	20.82	2775-129	15.49	–	–
1-3/4	.010	1/2	160	2771-300	29.44	2775-130	17.78	–	–
1-3/4	.008	1/2	160	–	–	2775-131	18.63	–	–
1-3/4	.006	1/2	160	–	–	2775-132	21.36	2771-320	25.84
2	.057	3/8	110	2771-330	23.95	2775-133	18.63	–	–
2	.051	3/8	110	2771-340	23.95	2775-134	18.63	–	–
2	.045	3/8	110	2771-350	21.46	2775-135	18.15	–	–
2	.040	3/8	110	2771-360	21.46	2775-136	18.15	–	–
2	.035	3/8	110	2771-370	20.20	2775-137	17.52	–	–
2	.032	3/8	110	2771-380	20.20	2775-138	17.52	–	–
2	.028	3/8	152	2771-390	20.20	2775-139	15.49	–	–
2	.025	3/8	152	2771-400	20.20	2775-140	15.49	–	–
2	.023	3/8	152	2771-410	18.79	2775-141	15.49	–	–
2	.020	3/8	152	2771-420	20.20	2775-142	15.49	–	–

(cont'd)

Jewelers Saws – High Speed Steel (Continued)



2

WARNING: This product contains Cobalt and/or Nickel and/or Lead a chemical known to the state of California to cause cancer or birth defects or other reproductive harm. For more information: www.prop65.ca.gov. **WARNING:** Cutting tools may shatter. Always wear approved safety glasses and mask when regrinding.

DIA.	THICK-NESS	HOLE	TEETH	Pittsburg® ORDER NO.	PRICE EACH	USA ORDER NO.	PRICE EACH	CLOSEOUT ORDER NO.	PRICE EACH
2	.018	3/8	152	2771-430	$ 21.46	2775-143	$ 17.78	–	–
2	.016	3/8	152	2771-440	23.95	2775-144	18.42	–	–
2	.014	3/8	152	2771-450	26.62	2775-145	20.91	–	–
2	.012	3/8	190	2771-460	32.89	2775-146	21.32	–	–
2	.010	3/8	190	2771-470	35.24	2775-147	21.80	–	–
2	.008	3/8	190	2771-480	36.64	2775-148	24.08	–	–
2	.006	3/8	190	–	–	2775-149	25.74	2771-490	$ 36.64
2	.057	1/2	110	2771-500	23.95	2775-150	18.63	–	–
2	.051	1/2	110	2771-510	23.95	2775-151	18.63	–	–
2	.045	1/2	110	2771-520	21.46	2775-152	18.15	–	–
2	.040	1/2	110	2771-530	21.46	2775-153	18.15	–	–
2	.035	1/2	110	2771-540	20.20	2775-154	17.52	–	–
2	.032	1/2	110	2771-550	20.20	2775-155	17.52	–	–
2	.028	1/2	152	2771-560	20.20	2775-156	15.49	–	–
2	.025	1/2	152	2771-570	20.20	2775-157	15.49	–	–
2	.023	1/2	152	2771-580	18.79	2775-158	15.49	–	–
2	.020	1/2	152	2771-590	20.20	2775-159	15.49	–	–
2	.018	1/2	152	2771-600	21.46	2775-160	17.78	–	–
2	.016	1/2	152	2771-610	23.95	2775-161	18.42	–	–
2	.014	1/2	152	2771-620	26.62	2775-162	20.91	–	–
2	.012	1/2	190	2771-630	32.89	2775-163	21.32	–	–
2	.010	1/2	190	2771-640	35.24	2775-164	21.77	–	–
2	.008	1/2	190	2771-650	36.64	2775-165	24.08	–	–
2	.006	1/2	190	–	–	2775-166	25.74	–	–
2-1/4	.032	1/2	168	–	–	–	–	2771-670	25.84
2-1/4	.025	1/2	168	–	–	–	–	2771-680	4.85
2-1/4	.018	1/2	168	–	–	–	–	2771-710	25.84
2-1/4	.016	1/2	168	–	–	–	–	2771-720	4.85
2-1/4	.014	1/2	168	–	–	–	–	2771-730	36.18
2-1/4	.012	1/2	210	–	–	–	–	2771-740	36.18
2-1/4	.010	1/2	210	2771-750	44.47	–	–	–	–
2-1/2	.057	1/2	140	2771-760	29.13	2775-176	23.65	–	–
2-1/2	.051	1/2	140	2771-770	29.13	2775-177	23.65	–	–
2-1/2	.045	1/2	140	2771-780	27.25	2775-178	21.82	–	–
2-1/2	.040	1/2	140	2771-790	27.25	2775-179	23.10	–	–
2-1/2	.035	1/2	140	2771-800	25.84	2775-180	21.33	–	–
2-1/2	.032	1/2	140	2771-810	23.95	2775-181	21.33	–	–
2-1/2	.028	1/2	190	2771-820	23.95	2775-182	21.33	–	–
2-1/2	.025	1/2	190	2771-830	21.46	2775-183	17.78	–	–
2-1/2	.023	1/2	190	2771-840	21.46	2775-184	17.78	–	–
2-1/2	.020	1/2	190	2771-850	23.17	2775-185	18.42	–	–
2-1/2	.018	1/2	190	2771-860	24.74	2775-186	19.53	–	–
2-1/2	.016	1/2	190	2771-870	29.13	2775-187	21.33	–	–
2-1/2	.014	1/2	190	2771-880	35.24	2775-188	21.82	–	–
2-1/2	.012	1/2	240	2771-890	38.83	2775-189	23.59	–	–
2-1/2	.010	1/2	240	2771-900	44.47	2775-190	27.76	–	–
2-1/2	.008	1/2	240	–	–	2775-191	33.79	–	–
2-1/2	.006	1/2	240	–	–	2775-192	38.90	–	–
3	.057	1/2	168	2771-930	34.29	2775-193	27.95	–	–
3	.051	1/2	168	2771-940	34.29	2775-194	27.95	–	–
3	.045	1/2	168	2771-950	32.26	2775-195	26.57	–	–
3	.040	1/2	168	2771-960	32.26	2775-196	26.57	–	–
3	.035	1/2	168	2771-970	32.26	2775-197	26.57	–	–
3	.032	1/2	168	2771-980	29.13	2775-198	24.99	–	–
3	.028	1/2	230	2771-990	29.13	2775-199	24.99	–	–
3	.025	1/2	230	2772-000	25.84	2775-200	21.82	–	–
3	.023	1/2	230	2772-010	25.84	2775-201	21.82	–	–
3	.020	1/2	230	2772-020	28.51	2775-202	23.65	–	–
3	.018	1/2	230	2772-030	34.61	2775-203	25.44	–	–
3	.016	1/2	230	2772-040	38.83	2775-204	27.95	–	–
3	.014	1/2	230	2772-050	45.41	2775-205	29.35	–	–
3	.012	1/2	280	2772-060	45.41	2775-206	30.14	–	–
3	.010	1/2	280	2772-070	51.05	2775-207	33.79	–	–
3	.008	1/2	280	–	–	2775-208	43.99	2772-080	64.96
3	.006	1/2	280	–	–	2775-209	50.45	2772-090	64.96
3	.057	3/4	168	–	–	–	–	2772-100	34.29
3	.051	3/4	168	–	–	–	–	2772-110	34.29
3	.045	3/4	168	–	–	–	–	2772-120	32.26
3	.040	3/4	168	–	–	–	–	2772-130	32.26
3	.035	3/4	168	–	–	–	–	2772-140	32.26
3	.032	3/4	168	–	–	–	–	2772-150	29.13
3	.028	3/4	230	–	–	–	–	2772-160	29.13
3	.025	3/4	230	–	–	–	–	2772-170	25.84
3	.023	3/4	230	–	–	–	–	2772-180	25.84
3	.020	3/4	230	–	–	–	–	2772-190	31.67
3	.018	3/4	230	–	–	–	–	2772-200	34.61
3	.016	3/4	230	–	–	–	–	2772-210	38.83
3	.014	3/4	230	–	–	–	–	2772-220	45.41
3	.012	3/4	280	–	–	–	–	2772-230	45.41
3	.010	3/4	280	–	–	–	–	2772-240	51.05
3	.008	3/4	280	–	–	–	–	2772-250	64.96

DIA.	THICK-NESS	HOLE	TEETH	Pittsburg® ORDER NO.	PRICE EACH	USA ORDER NO.	PRICE EACH	CLOSEOUT ORDER NO.	PRICE EACH
3	.006	3/4	280	–	–	–	–	2772-260	$64.96
3	.057	1	168	2772-271	$ 34.29	2775-227	$ 27.95	–	–
3	.051	1	168	2772-280	34.29	2775-228	27.95	–	–
3	.045	1	168	2772-290	32.26	2775-229	26.57	–	–
3	.043	1	168	–	–	–	–	2772-295	6.03
3	.040	1	168	2772-300	32.26	2775-230	26.57	–	–
3	.036	1	168	–	–	–	–	2772-305	6.03
3	.035	1	168	2772-310	32.26	2775-231	26.57	–	–
3	.032	1	168	2772-320	29.13	2775-232	24.99	–	–
3	.028	1	230	2772-330	29.13	2775-233	24.99	–	–
3	.025	1	230	2772-340	25.84	2775-234	21.82	–	–
3	.023	1	230	2772-350	25.84	2775-235	21.82	–	–
3	.020	1	230	2772-360	28.51	2775-236	23.65	–	–
3	.018	1	230	2772-370	34.61	2775-237	25.44	–	–
3	.017	1	168	–	–	–	–	2772-375	6.46
3	.016	1	230	2772-380	38.83	2775-238	27.95	–	–
3	.014	1	230	2772-390	45.41	2775-239	29.35	–	–
3	.012	1	280	2772-400	45.41	2775-240	30.14	–	–
3	.010	1	280	2772-410	51.05	2775-241	33.79	–	–
3	.008	1	280	–	–	2775-242	43.99	2772-420	64.96
3	.006	1	280	–	–	2775-243	50.45	2772-430	64.96
4	.064	1/2	220	2772-440	55.27	2775-244	46.56	–	–
4	.057	1/2	220	2772-450	55.27	2775-245	46.56	–	–
4	.051	1/2	220	2772-460	54.19	2775-246	45.24	–	–
4	.045	1/2	220	–	–	2775-247	45.24	2772-470	54.19
4	.040	1/2	220	2772-480	49.01	2775-248	39.96	–	–
4	.035	1/2	220	2772-490	49.01	2775-249	39.96	–	–
4	.032	1/2	220	2772-500	47.14	2775-250	39.10	–	–
4	.028	1/2	310	2772-510	43.38	2775-251	34.36	–	–
4	.025	1/2	310	2772-520	43.38	2775-252	34.36	–	–
4	.023	1/2	310	2772-530	47.14	2775-253	39.34	–	–
4	.020	1/2	310	2772-540	58.88	2775-254	41.16	–	–
4	.018	1/2	310	2772-550	61.86	2775-255	44.26	–	–
4	.016	1/2	310	2772-560	66.40	2775-256	46.34	–	–
4	.014	1/2	310	–	–	2775-257	48.41	2772-570	57.83
4	.012	1/2	310	–	–	2775-258	54.09	2772-580	72.07
4	.064	3/4	220	–	–	–	–	2772-590	55.27
4	.057	3/4	220	–	–	–	–	2772-600	55.27
4	.051	3/4	220	–	–	–	–	2772-610	54.19
4	.045	3/4	220	–	–	–	–	2772-620	54.19
4	.040	3/4	220	–	–	–	–	2772-630	49.01
4	.035	3/4	220	–	–	–	–	2772-640	49.01
4	.032	3/4	220	–	–	–	–	2772-650	47.14
4	.028	3/4	310	–	–	–	–	2772-660	43.38
4	.025	3/4	310	–	–	–	–	2772-670	43.38
4	.023	3/4	310	–	–	–	–	2772-680	47.14
4	.020	3/4	310	–	–	–	–	2772-690	58.88
4	.018	3/4	310	–	–	–	–	2772-700	40.61
4	.016	3/4	310	–	–	–	–	2772-710	66.40
4	.014	3/4	310	–	–	–	–	2772-720	57.83
4	.012	3/4	310	–	–	–	–	2772-730	72.07
4	.064	1	220	2772-740	55.27	2775-274	46.56	–	–
4	.057	1	220	2772-750	55.27	2775-275	46.56	–	–
4	.051	1	220	2772-760	54.19	2775-276	45.24	–	–
4	.045	1	220	2772-770	54.19	2775-277	45.24	–	–
4	.040	1	220	2772-780	49.01	2775-278	39.96	–	–
4	.035	1	220	2772-790	49.01	2775-279	39.96	–	–
4	.032	1	220	2772-800	47.14	2775-280	39.10	–	–
4	.028	1	310	2772-810	43.38	2775-281	34.36	–	–
4	.025	1	310	2772-820	43.38	2775-282	34.36	–	–
4	.023	1	310	2772-830	47.14	2775-283	39.34	–	–
4	.020	1	310	2772-840	58.88	2775-284	41.16	–	–
4	.018	1	310	2772-850	61.86	2775-285	44.26	–	–
4	.016	1	310	2772-860	66.40	2775-286	46.34	–	–
4	.014	1	310	–	–	2775-287	48.41	2772-870	57.83
4	.012	1	310	–	–	2775-288	54.09	2772-880	72.07

† Limited Quantities

(cont'd)

Jewelers Saws – High Speed Steel (Continued)

2

DIA.	THICK-NESS	HOLE	TEETH	Pittsburg® ALLEGIANT® ORDER NO.	PRICE EACH	USA ORDER NO.	PRICE EACH	CLOSEOUT ORDER NO.	PRICE EACH
5	.064	1/2	280	2772-890	$ 77.05	2775-289	$ 60.86	–	–
5	.057	1/2	280	2772-900	77.05	2775-290	60.86	–	–
5	.051	1/2	280	2772-910	74.85	2775-291	60.20	–	–
5	.045	1/2	280	2772-920	74.85	2775-292	60.20	–	–
5	.040	1/2	280	2772-930	66.71	2775-293	54.09	–	–
5	.035	1/2	280	2772-940	66.71	2775-294	54.09	–	–
5	.032	1/2	280	2772-950	66.71	2775-295	54.09	–	–
5	.028	1/2	280	2772-960	78.92	2775-296	55.22	–	–
5	.025	1/2	380	2772-970	78.92	2775-297	55.22	–	–
5	.020	1/2	380	–	–	2775-298	60.86	–	–
5	.018	1/2	380	–	–	2775-299	63.80	–	–
5	.016	1/2	380	–	–	2775-300	66.29	–	–
5	.064	3/4	280	–	–	–	–	2773-010	$ 14.40
5	.057	3/4	280	–	–	–	–	2773-020	77.05
5	.051	3/4	280	–	–	–	–	2773-030	14.00
5	.045	3/4	280	–	–	–	–	2773-040	74.85
5	.040	3/4	280	–	–	–	–	2773-050	66.71
5	.035	3/4	280	–	–	–	–	2773-060	12.45
5	.032	3/4	280	–	–	–	–	2773-070	12.45
5	.025	3/4	380	–	–	–	–	2773-090	78.92
5	.020	3/4	380	–	–	–	–	2773-100	14.77
5	.018	3/4	380	–	–	–	–	2773-110	81.49
5	.016	3/4	380	–	–	–	–	2773-120	14.77
5	.064	1	280	2773-130	77.05	2775-313	60.86	–	–
5	.062	1	280	–	–	–	–	–	–
5	.057	1	280	2773-140	77.05	2775-314	60.86	–	–
5	.051	1	280	2773-150	74.85	2775-315	60.20	–	–
5	.045	1	280	2773-160	74.85	2775-316	60.20	–	–
5	.040	1	280	2773-170	66.71	2775-317	54.09	–	–
5	.035	1	280	2773-180	66.71	2775-318	54.09	–	–
5	.032	1	280	2773-190	66.71	2775-319	54.09	–	–
5	.028	1	280	2773-200	78.92	2775-320	55.22	–	–
5	.025	1	380	2773-220	78.92	2775-321	55.22	–	–
5	.023	1	380	–	–	2775-322	58.41	–	–
5	.020	1	380	–	–	2775-323	60.86	–	–
5	.018	1	380	–	–	2775-324	63.80	2773-240	81.49
5	.016	1	380	–	–	2775-325	66.29	2773-250	86.33
6	.128	1/2	232	2773-260	214.22	2775-326	122.01	–	–
6	.114	1/2	232	–	–	2775-327	122.01	2773-270	195.75
6	.102	1/2	232	2773-280	135.30	2775-328	100.41	–	–
6	.091	1/2	232	2773-290	121.21	2775-329	100.41	–	–
6	.081	1/2	232	2773-300	20.81	2775-330	95.40	–	–
6	.072	1/2	232	2773-310	111.36	2775-331	95.40	–	–
6	.064	1/2	232	2773-320	107.74	2775-332	80.88	–	–
6	.057	1/2	232	–	–	2775-333	80.88	2773-330	107.74
6	.051	1/2	232	2773-340	107.74	2775-334	80.88	–	–
6	.045	1/2	340	2773-350	97.41	2775-335	74.95	–	–
6	.040	1/2	340	2773-360	107.74	2775-336	74.95	–	–
6	.035	1/2	340	–	–	2775-337	74.74	2773-370	108.23
6	.032	1/2	340	–	–	2775-338	74.95	–	–
6	.028	1/2	340	–	–	2775-339	80.88	–	–
6	.025	1/2	460	–	–	2775-340	87.67	–	–
6	.023	1/2	460	–	–	2775-341	95.70	2773-410	20.14
6	.020	1/2	460	–	–	2775-342	98.12	–	–
6	.128	3/4	232	–	–	–	–	2773-430	39.98
6	.114	3/4	232	–	–	–	–	2773-440	195.75
6	.102	3/4	232	–	–	–	–	2773-450	135.30
6	.091	3/4	232	–	–	–	–	2773-460	121.21
6	.081	3/4	232	–	–	–	–	2773-470	20.81
6	.072	3/4	232	–	–	–	–	2773-480	111.36
6	.064	3/4	232	–	–	–	–	2773-490	107.74
6	.057	3/4	232	–	–	–	–	2773-500	20.14
6	.051	3/4	232	–	–	–	–	2773-510	107.74
6	.045	3/4	340	–	–	–	–	2773-520	97.41
6	.040	3/4	340	–	–	–	–	2773-530	20.14
6	.035	3/4	340	–	–	–	–	2773-540	119.71
6	.028	3/4	340	–	–	–	–	2773-560	95.06
6	.023	3/4	460	–	–	–	–	2773-580	114.25
6	.020	3/4	460	–	–	–	–	2773-590	114.25
6	.128	1	232	2773-600	214.22	2775-360	122.01	–	–
6	.114	1	232	2773-610	195.75	2775-361	122.01	–	–
6	.102	1	232	2773-620	135.30	2775-362	100.41	–	–
6	.091	1	232	2773-630	121.21	2775-363	100.41	–	–
6	.081	1	232	2773-640	111.51	2775-364	95.40	–	–
6	.072	1	232	2773-650	111.36	2775-365	95.40	–	–
6	.064	1	232	2773-660	107.74	2775-366	80.88	–	–
6	.057	1	232	2773-670	107.74	2775-367	80.88	–	–
6	.051	1	232	2773-680	107.74	2775-368	80.88	–	–
6	.045	1	340	2773-690	97.41	2775-369	74.95	–	–
6	.040	1	340	2773-700	107.74	2775-370	74.95	–	–
6	.035	1	340	2773-710	107.74	2775-371	74.74	–	–
6	.032	1	340	–	–	2775-372	74.95	–	–
6	.028	1	340	–	–	2775-373	80.88	–	–
6	.025	1	460	–	–	2775-374	87.67	–	–
6	.023	1	460	–	–	2775-375	95.70	2773-750	114.25
6	.020	1	460	–	–	2775-376	98.12	–	–
8	.093	1	460	–	–	–	–	2773-770	51.51
8	.045	1	460	–	–	–	–	2773-780	51.51

Solid Carbide Slotting Saws

Look for ALLEGIANCE® AMERICANMADE

1



To Order: Specify saw diameter, thickness and hole dia. Example: 1 x .020 x 5/16.
Tolerances: O.D. ±.005; Thickness ±.0005; I.D. +.001-.000

- These special order items are non-returnable. • A written confirmation is required.
- All orders subject to factory over and under allowances made.
- C-2 Micrograin Carbide 10% Cobalt • Side Clearance for maximum cutting performance & blade life
- Harder & more wear resistant than HSS • Rake angle 5° std. for 1-1/2" dia. and larger
- Rake angle 0° std. for smaller dias. • Special make sizes/tooth geometries available on request.

DIAMETER	THICKNESS	HOLE DIAMETER	NUMBER OF TEETH	PRICE EACH
5/16"	.005-.007"	1/8"	14	$ 36.71
	.008-.009"			34.00
	.010-.045"			27.20
3/8"	.005-.007"	1/8", 3/16"	14	37.90
	.008-.009"			35.11
	.010-.045"			28.09
1/2"	.005-.007"	1/8", 3/16"	14	39.86
	.008-.009"			36.91
	.010-.045"			29.53
9/16"	.005-.007"	1/4"	16	33.89
	.008-.009"			31.39
	.010-.045"			25.10
5/8"	.005-.007"	1/4"	16	34.25
	.008-.009"			31.71
	.010-.065"			25.36
3/4"	.005-.007"	1/4", 5/16"	18	35.95
	.008-.009"			33.29
	.010-.065"			26.63
7/8"	.005-.007"	5/16", 3/8"	20	43.14
	.008-.009"			39.95
	.010-.065"			31.96
1"	.005-.007"	1/4", 9/32", 5/16", 3/8"	20	53.11
	.008-.009"			49.19
	.010-.065"			39.35
1-1/4"	.005-.007"	5/16", 3/8", 1/2"	24	64.85
	.008-.009"			60.05
	.010-.065"			48.04
1-1/2"	.010-.019"	1/2"	36	88.25
	.020"-.030"			72.58
	.031"-.050"			75.73
	.051"-.070"			78.91
1-3/4"	.010-.019"	1/2"	38	100.10
	.020"-.030"			83.66
	.031"-.050"			89.18
	.051"-.070"			94.66
2"	.010-.019"	1/2", 1"	40	118.30
	.020"-.030"			106.20
	.031"-.050"			112.70
	.051"-.070"			119.14
2-1/4"	.010-.019"	5/8", 1"	44	127.51
	.020"-.030"			111.95
	.031"-.050"			118.65
	.051"-.070"			125.35
2-1/2"	.010-.019"	1"	48	131.16
	.020"-.030"			116.64
	.031"-.050"			125.08
	.051"-.070"			133.54
2-3/4"	.010-.019"	1"	60	168.55
	.020"-.030"			157.73
	.031"-.050"			169.00
	.051"-.070"			180.30
3"	.010-.019"	1"	72	186.49
	.020"-.030"			182.11
	.031"-.050"			195.63
	.051"-.070"			203.25
3-1/4"	.010-.019"	1"	72	283.05
	.020"-.030"			226.35
	.031"-.050"			237.86
	.051"-.070"			248.83
3-1/2"	.010-.019"	1"	72	283.05
	.020"-.030"			226.35
	.031"-.050"			237.86
	.051"-.070"			248.83
	.071"-.090"			260.20
3-3/4"	.010-.019"	1"	84	283.05
	.020"-.030"			226.35
	.031"-.050"			237.86
	.051"-.070"			248.83
	.071"-.090"			260.20
4"	.020"-.030"	1"	80	205.78
	.031"-.050"			216.24
	.051"-.070"			226.20
	.071"-.090"			236.55
5"	.020"-.030"	1"	100	243.14
	.031"-.050"			265.18
	.051"-.070"			297.58
	.071"-.090"			330.48
	.091"-.110"			369.38
	.111"-.130"			401.63
6"	.031"-.050"	1"	120	331.46
	.051"-.070"			371.95
	.071"-.090"			413.11
	.091"-.110"			461.71
	.111"-.130"			502.03
	.131"-.150"			543.25
	.151"-.170"			583.70

WARNING: This product contains Cobalt and/or Nickel and/or Lead a chemical known to the state of California to cause cancer or birth defects or other reproductive harm. For more information: www.prop65.ca.gov.
WARNING: Cutting tools may shatter. Always wear approved safety glasses and mask when regrinding.

Brazed-Carbide Hole Saws

RELTON



Will cut: •Carbon Steel •Cast Iron •Stainless Steel •Aluminum • Hard Rubber • Titanium • Formica

WARNING: This product contains Cobalt and/or Nickel and/or Lead a chemical known to the state of California to cause cancer or birth defects or other reproductive harm. For more information: www.prop65.ca.gov. **WARNING:** Cutting tools may shatter. Always wear approved safety glasses and mask when regrinding.

Metal-Cutting HS Series

1" Drilling Depth Standard

Complete Saw Includes: • Hole Saw cutter-head • Shank (HS-S4 or HS-S6) • Pilot (High-Speed Steel)

2

	COMPLETE W/SHANK & PILOT				CUTTER-HEAD ONLY				REPLACEMENT SHANKS			REPLACEMENT PILOTS			
DIAMETER	MODEL NO.	ORDER NO.	WT. (lbs.)	PRICE EACH	MODEL NO.	ORDER NO.	WT. (lbs.)	PRICE EACH	MODEL NO.	ORDER NO.	PRICE EACH	MODEL NO.	ORDER NO.	WT. (lbs.)	PRICE EACH
3/4"	HS-12	3110-012	0.4	$ 84.00	HS-12HO	3110-112	0.3	$52.00	S-12	3110-615	$17.00				
7/8"	HS-14	3110-014	0.4	86.00	HS-14HO	3110-114	0.3	54.00	(See at right for specs)						
1"	HS-16	3110-016	0.6	87.00	HS-16HO	3110-116	0.3	55.00	HS-S4	3110-616	17.00				
1-1/8"	HS-18	3110-018	0.7	88.00	HS-18HO	3110-118	0.4	56.00	(Supplied w/ complete saw)			SP-41	3110-625	0.1	$12.00
1-1/4"	HS-20	3110-020	0.7	91.00	HS-20HO	3110-120	0.4	59.00				High Speed Steel			
1-3/8"	HS-22	3110-022	0.8	95.00	HS-22HO	3110-122	0.4	63.00	HS-S47	3110-614	24.00	1/4" Diameter - 1" DD			
1-1/2"	HS-24	3110-024	0.9	97.00	HS-24HO	3110-124	0.4	65.00	HS-S410	3110-613	32.00				
1-5/8"	HS-26	3110-026	1.0	99.00	HS-26HO	3110-126	0.5	67.00	(See at right for specs)			ES-41	3110-618		$ 3.00
1-3/4"	HS-28	3110-028	1.1	101.00	HS-28HO	3110-128	0.6	69.00				Ejector Spring			
1-7/8"	HS-30	3110-030	1.1	112.00	HS-30HO	3110-130	0.6	80.00							
2"	HS-32	3110-032	1.1	113.00	HS-32HO	3110-132	0.6	81.00							
2-1/8"	HS-34	3110-034	1.3	117.00	HS-34HO	3110-134	0.7	85.00							
2-1/4"	HS-36	3110-036	1.4	119.00	HS-36HO	3110-136	0.8	87.00	HS-S6	3110-617	$17.00	SP-61	3110-627	0.1	$12.00
2-3/8"	HS-38	3110-038	1.4	123.00	HS-38HO	3110-138	0.8	91.00	(Supplied w/ complete saw)			High Speed Steel			
2-1/2"	HS-40	3110-040	1.6	124.00	HS-40HO	3110-140	0.8	92.00				3/8" Diameter - 1" DD			
2-3/4"	HS-44	3110-044	1.6	129.00	HS-44HO	3110-144	0.8	97.00	HS-S67	3110-612	24.00				
3"	HS-48	3110-048	1.7	140.00	HS-48HO	3110-148	1.7	108.00	HS-S610	3110-611	32.00				
3-1/4"	HS-52	3110-052	1.9	150.00	HS-52HO	3110-152	1.6	118.00	(See at right for specs)			ES-41	3110-618		$ 3.00
3-1/2"	HS-56	3110-056	2.3	159.00	HS-56HO	3110-156	1.9	127.00				Ejector Spring			
4"	HS-64	3110-064	2.6	183.00	HS-64HO	3110-164	2.2	151.00							

Hole Saw Shank Specifications

HS-S4 Series Shanks:
- 3/4-10 threads
- 1/4" pilot hole
- 1/2" round shank w/3 flats

HS-S4 - 3" OAL.....Wt. 0.4
HS-S47 - 7" OAL.....Wt. 0.8
HS-S410 - 10" OAL....Wt. 1.2

S-12 Shank:
- 1/2-13 threads
- 1/4" pilot hole
- 3/8" round shank w/3 flats
- 3" OAL..... Wt. 0.4

HS-S6 Series Shanks
- 3/4-10 threads
- 3/8" pilot hole
- 1/2" round shank w/3 flats
- HS-S6 - 3" OAL.....Wt. 0.5
- HS-S67 - 7" OAL.....Wt. 0.8
- HS-S610 - 10" OAL.Wt. 1.2

Brazed-Carbide Thin-Gauge Hole Cutters

AVAILABLE SIZES				
DIAM.	MODEL NO.	ORDER NO.	WT. (lbs.)	PRICE EACH
3/4"	TG-12	3110-712	0.2	$61.00
13/16"	TG-13	3110-713	0.2	62.00
7/8"	TG-14	3110-714	0.2	63.00
1"	TG-16	3110-716	0.3	65.00
1-1/16"	TG-17	3110-717	0.3	69.00
1-1/8"	TG-18	3110-718	0.3	71.00
1-7/32"	TG-19	3110-719	0.3	72.00
1-1/4"	TG-20	3110-720	0.3	74.00
1-5/16"	TG-21	3110-721	0.3	75.00
1-3/8"	TG-22	3110-722	0.3	77.00
1-7/16"	TG-23	3110-723	0.3	78.00
1-1/2"	TG-24	3110-724	0.3	83.00
1-5/8"	TG-26	3110-726	0.3	93.00
1-3/4"	TG-28	3110-728	0.4	97.00
2"	TG-32	3110-732	0.4	101.00
2-1/8"	TG-34	3110-734	0.4	115.00
2-1/4"	TG-36	3110-736	0.5	116.00
2-3/8"	TG-38	3110-738	0.5	117.00
2-1/2"	TG-40	3110-740	0.5	119.00



REPLACEMENT PILOTS				
DIAM.	MODEL NO.	ORDER NO.	WT. (lbs.)	PRICE EACH
1/4"	TGP-4	3110-710	0.1	$12.00

- For materials up to 1/4" thick
- Excellent for all materials:
  - •Sheet metal
  - •Stainless steel
  - •Thin plastics
- Smooth clean holes
- Easy plug removal
- Non-removable shank
- Special sizes on request!

Circular Saws For Wood

10" 40T / 60T
- #400 grit diamond ground teeth for a smooth finish
- Precision tensioned & balanced blade for an accurate cut
- Construction grade carbide teeth for longer life
- Thin kerf for fast cuts

40T Order No. WT6422-1215 Price Each: $106.72
60T Order No. WT3255-1220 Price Each: $106.72

#25130 7-14" 24T
- The best value for an economy blade
- Corrosion resistant coating helps prevent rusting
- Precision ground teeth for smooth, accurate cuts
- Slots for Straighter Cuts

Order No. 3255-445 Price Each: $8.21

Annular Cutters

WARNING: This product contains Cobalt and/or Nickel and/or Lead a chemical known to the state of California to cause cancer or birth defects or other reproductive harm. For more information: www.prop65.ca.gov. **WARNING:** Cutting tools may shatter. Always wear approved safety glasses and mask when regrinding.

UNIBOR

3

Unibor Annular Cutters, Made in England

Annular cutters are very efficient at cutting a hole through steel. They remove only a narrow wall of material, leaving behind a slug which is ejected at the end of the cut. When compared to a twist drill, annular cutters use far less energy and time to do the same work.

Unibor M42 Cobalt cutters offer up to 30% longer life when compared with standard high speed steel. Cobalt cutters feature a heavier wall thickness of 0.265".

Unibor cutters are fully ground and resharpenable.

Cutters from 3/4" to 1-7/16" diameter are typically supplied with a 3/4" Weldon shank.

UNIBOR® PINS				
MODEL NO.	DESCRIPTION	DIA. x OAL	ORDER NO.	PRICE EACH
USP-1A	For 7/16"x 1" Cutters	1/4 x 3	2854-891	$3.40
USP-1	For 1" Cutters	1/4 (to 0.15) x 3	2854-890	3.40
USP-2	For 2" Cutters	1/4 x 4	2854-894	3.80
USP-2A	For 7/16"x 2" Cutters	1/4 (to 0.15) x 4	2854-895	3.80
USP-3	For 3" Cutters	1/4 x 5	2854-898	5.00

	HIGH SPEED STEEL				M42 – 5% COBALT					
	1" LENGTH		2" LENGTH		1" LENGTH		2" LENGTH		3" LENGTH	
SIZE	ORDER NO.	PRICE EACH	ORDER NO.	PRICE EACH	ORDER NO.	PRICE EACH	ORDER NO.	PRICE EACH	ORDER NO.	PRICE EACH
7/16	2855-114	$ 30.69	2855-214	$ 46.75	2855-314	$ 28.70	2855-414	$ 68.59	–	–
1/2	2855-116	31.07	2855-216	48.22	2855-316	28.70	2855-416	71.06	–	–
9/16	2855-118	32.38	2855-218	49.76	2855-318	31.20	2855-418	74.93	–	–
5/8	2855-120	35.02	2855-220	55.30	2855-320	35.10	2855-420	87.38	–	–
11/16	2855-122	35.44	2855-222	57.13	2855-322	35.80	2855-422	87.38	–	–
3/4	2855-124	38.53	2855-224	62.65	2855-324	38.70	2855-424	89.65	–	–
13/16	2855-126	39.93	2855-226	64.11	2855-326	40.90	2855-426	91.30	2855-526	81.00
7/8	2855-128	44.65	2855-228	73.27	2855-328	44.00	2855-428	94.99	–	–
15/16	2855-130	46.41	2855-230	65.80	2855-330	48.00	2855-430	99.00	2855-530	92.00
1	2855-132	56.84	2855-232	82.88	2855-332	51.20	2855-432	106.55	–	–
1-1/16	2855-134	56.96	2855-234	82.88	2855-334	52.50	2855-434	110.46	2855-534	109.60
1-1/8	2855-136	62.65	2855-236	94.48	2855-336	60.40	2855-436	122.92	–	–
1-3/16	2855-138	64.58	2855-238	98.36	2855-338	63.30	2855-438	136.49	–	–
1-1/4	2855-140	75.18	2855-240	108.00	2855-340	65.50	2855-440	149.90	–	–
1-5/16	2855-142	93.51	2855-242	117.63	2855-342	69.10	2855-442	163.42	–	–
1-3/8	2855-144	103.17	2855-244	122.46	2855-344	88.60	2855-444	170.96	–	–
1-7/16	2855-146	111.18	2855-246	130.79	2855-346	100.20	2855-446	177.67	–	–
1-1/2	2855-148	112.80	2855-248	135.00	2855-348	104.50	2855-448	188.28	–	–
1-9/16	2855-150	95.29	2855-250	155.28	2855-350	117.80	2855-450	198.42	–	–
1-5/8	2855-152	126.01	2855-252	160.76	2855-352	121.90	2855-452	209.35	–	–
1-11/16	2855-154	137.43	2855-254	169.99	2855-354	129.00	2855-454	225.72	–	–
1-3/4	2855-156	149.47	2855-256	194.30	2855-356	137.20	2855-456	241.93	–	–
1-13/16	2855-158	153.74	2855-258	201.64	2855-358	142.40	2855-458	259.25	–	–
1-7/8	2855-160	162.67	2855-260	222.84	2855-360	149.50	2855-460	270.29	–	–
1-15/16	2855-162	171.66	2855-262	228.98	2855-362	159.80	2855-462	278.57	–	–
2	2855-164	188.89	2855-264	232.42	2855-364	163.30	2855-464	295.57	–	–

Mag Drills

1

Model EQ35N

Portable Magnetic Drill

- High-Torque motor
- Safety interlocked controls
- Supplied coolant system
- Lightweight • QuickHitch arbor
- Includes: Warranty, Carrying case, Allen keys, Safety strap & guard, Cutting oil

- POWER: 1.5 hp
- ELECTRIC MOTOR: 1100 watts, 120V, 10 amps
- SPEED: (no load) 450 rpm
- HEIGHT: 14" • WEIGHT: 25 lbs.
- MAGNETIC DIMENSIONS: 6-1/4" x 3-1/8" x 2"
- MAGNETIC ADHESION: 1300 lbs.
- STROKE: 4-3/4"
- CUTTING THICKNESS: 1/2"- 2"

Order No. 2854-800 Price Each: $750.00

Model EQ50

Portable Magnetic Drill

- Integral arbor support
- Solid state electronic control panel
- Supplied coolant system
- Quick conversion to twist drilling
- Available with reverse

- POWER: 1.5 hp
- ELECTRIC MOTOR: 1100 watts, 110V, 9 amps
- SPEED: (no load) 280/500 rpm
- HEIGHT: 15-1/2" • WEIGHT: 40 lbs.
- MAGNETIC DIMENSIONS: 7-3/8" x 4" x 2-3/8"
- MAGNETIC ADHESION: 2000 lbs.
- STROKE: 6-5/8"
- MORSE TAPER: 2
- CUTTING THICKNESS: 1/2"- 2"

Order No. 2854-805 Price Each: $1062.47

Model E70

Portable Magnetic Drill

- Lightweight for it's capacity, this drill is a powerful machine perfect for the most difficult applications.
- Includes: Carrying Case, Hex Keys, Safety Strap, Guard, MT3 Coolant Arbor

- CUTTER CAPACITY: 2-3/4"
- DEPTH OF CUT: 4" (with 2 pc. pilot pin)
- TWIST DRILL CAPACITY: 1-1/4"
- DRILL CHUCK CAPACITY: 3/4"
- MORSE TAPER: MT3
- NO LOAD SPEED: 60-470RPM
- MOTOR: 120V, 1800W, 10 amps
- MAGNET ADHESION: 3372 lbs
- LENGTH: 13" • HEIGHT: 27-61/64"
- WIDTH: 10 5/8"
- MAGNET SIZE: 7-7/8" x 3-15/16"
- WEIGHT: 52.9 lbs • STROKE: 10-15/64"

Order No. 2854-807 Price Each: $1250.00

Holesaws

1

WARNING: This product contains Cobalt and/or Nickel and/or Lead a chemical known to the state of California to cause cancer or birth defects or other reproductive harm. For more information: www.prop65.ca.gov. **WARNING:** Cutting tools may shatter. Always wear approved safety glasses and mask when regrinding.

BAHCO

Bi-Metal Holesaws

- Create clean, accurate holes in most machinable materials
- High speed cutting edge is electron-beam welded to tough alloy back
- Knockout holes allow for easy core removal
- Diameters from 9/16" to 6"
- Cutting depth for all diameters is 1-1/2"

Carbide-Tipped Holesaws

- Carbide saws cut clean holes in ceramics, brick, slate, laminate,fiberglass, and hard-wood
- Carbide tips are fusion welded to alloy back
- Knockout holes allow for easy core removal
- Diameters from 9/16" to 6"
- Cutting depth for all diameters is 1-1/2"

		BI-METAL		CARBIDE TIPPED	
SIZE	USE ARBOR	ORDER NO.	PRICE EACH	ORDER NO.	PRICE EACH
9/16		3660-036	$7.26	3660-409	$ 15.01
5/8		3660-040	7.26	3660-410	15.01
11/16		3660-044	7.26	3660-411	15.01
3/4		3660-048	7.26	3660-412	15.01
13/16	3661-313	3660-052	7.26	3660-413	15.88
7/8	3661-316	3660-056	7.52	3660-414	15.88
15/16	3661-319	3660-060	7.52	3660-415	15.88
1		3660-064	7.69	3660-416	16.62
1-1/16		3660-068	8.23	3660-417	16.62
1-1/8		3660-072	8.23	3660-418	17.39
1-3/16		3660-076	8.23	3660-419	18.73
1-1/4		3660-080	8.23	3660-420	18.73
1-5/16		3660-084	8.23	3660-421	18.73
1-3/8		3660-088	8.23	3660-422	19.90
1-7/16		3660-092	8.23	3660-423	19.90
1-1/2		3660-096	8.23	3660-424	20.90
1-9/16		3660-100	8.23	3660-425	21.90
1-5/8		3660-104	8.23	3660-426	21.90
1-11/16	3661-314	3660-108	8.23	3660-427	21.90
1-3/4	3661-315	3660-112	10.57	3660-428	22.24
1-13/16	–	3660-116	10.57	3660-429	22.24
1-7/8	3661-318	3660-120	10.57	3660-430	23.74
2		3660-128	10.57	3660-432	25.25
2-1/16		3660-132	10.57	3660-433	25.25
2-1/8		3660-136	12.87	3660-434	26.42
2-1/4		3660-144	12.87	3660-436	28.92

		BI-METAL		CARBIDE TIPPED	
SIZE	USE ARBOR	ORDER NO.	PRICE EACH	ORDER NO.	PRICE EACH
2-5/16		3660-148	$ 12.87	3660-437	$28.92
2-3/8		3660-152	12.87	3660-438	30.09
2-1/2		3660-160	14.14	3660-440	30.76
2-9/16		3660-164	14.14	3660-441	30.76
2-5/8		3660-168	14.14	3660-442	32.77
2-3/4		3660-176	14.14	3660-444	33.94
2-7/8		3660-184	14.14	3660-446	33.94
3		3660-192	15.78	3660-448	36.28
3-1/8	3661-314	3660-200	15.78	3660-450	36.28
3-1/4	3661-315	3660-208	15.78	3660-452	44.14
3-3/8	–	3660-216	15.78	3660-454	45.31
3-1/2	3661-318	3660-224	15.78	3660-456	46.98
3-5/8		3660-232	18.22	3660-458	48.65
3-3/4		3660-240	19.73	3660-460	50.83
3-7/8		3660-248	21.07	3660-462	50.83
4		3660-256	27.75	3660-464	53.67
4-1/8		3660-264	23.74	3660-466	58.01
4-1/4		3660-272	27.92	3660-468	60.35
4-3/8		3660-280	32.27	3660-470	68.21
4-1/2		3660-288	35.61	3660-472	76.24
4-3/4		3660-304	39.79	3660-476	84.26
5		3660-320	43.97	3660-480	93.63
5-1/4		3660-336	47.48	3660-484	102.32
5-1/2		3660-352	51.49	3660-488	104.99
5-3/4		3660-368	54.67	3660-492	113.69
6		3660-384	58.68	3660-496	118.70

Holesaw Sets

7-pc. Bi-Metal Professional Hole Saw Kit

Assortment of holesaws:
7/8", 1", 1-1/8", 1-1/4", 1-1/2"
Arbors: 3661-316
Order No. 3661-995
Price Each……$70.22

9-pc. Bi-Metal Plumber's HoleSaw Kit

Assortment of holesaws:
3/4", 7/8", 1", 1-1/8", 1-1/2", 1-3/4", 2-1/4"
Arbors: 3661-316, 3661-314
Extensions: 3661-120
Order No. 3662-005
Price Each…$104.33

9-pc. Bi-Metal Electrician's Hole Saw Kit

Assortment of holesaws:
7/8", 1-1/8", 1-3/8", 1-3/4", 2", 2-1/2"
Arbors: 3661-316, 3661-314
Extensions: 3661-120
Order No. 3662-000
Price Each…$122.72

7-pc. Carbide-Tipped Professional Hole Saw Kit

Assortment of holesaws: 7/8",1", 1-1/8", 1-1/4", 1-1/4", 2",2-1/4", 2-1/2"
Arbors: 3661-316, Adapter: 3661-642
Order No. 3662-014
Price Each…$ 101.65

17 Piece Bi-Metal General Maintenance Kit

Assortment of holesaws:
5/8", 3/4", 7/8", 1", 1-1/8", 1-1/4", 1-3/8", 1-1/2", 1-3/4", 2", 2-1/2", 3"
Arbors: 3661-316, 3661-314
Adapter: 3661-642 Drills: 3661-576
Order No. 3662-010
Price Each…$161.17

21-pc. Bi-Metal Professional Hole Saw Kit

Assortment of holesaws: 3/4", 7/8",1", 1-1/8", 1-3/8", 1-1/2", 1-3/4", 2", 2-1/4", 2-1/2", 3", 3-1/4", 3-5/8", 3-3/4", 4-1/8", 4-3/4"
Arbors: 3661-316, 3661-314
Adapter: 3661-642 Drills: 3661-576
Order No. 3662-012
Price Each…$ 308.29

Arbors/Accessories

7/16" Hex Shank
Order No. 3661-313 Price Each…$9.86

11/32" Hex Shank Quick Change
Order No. 3661-318 Price Each…$16.12

11/32" Hex
Order No. 3661-319 Price Each…$10.33

1/4" Triangular Shank
Order No. 3661-316 Price Each…$6.82

5/8" Hex Shank Quick Change
Order No. 3661-315 Price Each…$16.12

7/16" Hex Shank Quick Change
Order No. 3661-314 Price Each…$16.12

Pilot Drills

1/4" diameter - Order No. 3661-576 Price Each...$3.95

1/4" diameter - Carbide Tipped

Order No. 3661-620 Price Each...$17.05

Adapter



Arbor Adapter–
Adapts 1/2-20 holesaws (9/16" to 1-3/16") thread arbor to accommodate 5/8-18 thread holesaw (1-1/4" to 6")
Order No. 3661-642 Price Each…$4.35

12" Extension for Arbors
Order No. 3661-120 Price Each…$15.38

Reciprocating Saw Blades

1

WARNING: This product contains Cobalt and/or Nickel and/or Lead a chemical known to the state of California to cause cancer or birth defects or other reproductive harm. For more information: www.prop65.ca.gov. **WARNING:** Cutting tools may shatter. Always wear approved safety glasses and mask when regrinding.

BAHCO

More strength, power and precision.

Bahco by Snap-on reciprocating sawblades make it easier to cut precisely and safely through virtually any material.

Bimetal Blade, Straight Type

For straight and quick cutting of metal, plastic, laminates, and wood with nails.

Blade Length	TPI	Pack Qty	Order No.	Price Per Pack
4	14	5	3692-514	$ 10.27
4	18	5	3692-518	10.20
4	24	5	3692-524	10.20
6	6	5	3692-536	9.70
6	8/12	5	3692-538	9.90
6	10	5	3692-540	9.70
6	14	5	3692-544	9.70
6	18	5	3692-548	9.53
6	24	5	3692-554	9.53
9	8/12	5	3692-568	16.69
9	10	5	3692-570	12.37
9	14	5	3692-574	12.20
9	18	5	3692-578	11.94
12	14	5	3692-584	15.41
12	18	5	3692-588	14.71

† Limited Quantities

Bi-Metal Reciprocating Saw Blades, Scroll Type

For contour sawing of metal, plastic, laminates, and wood with nails.

Blade Length	TPI	Pack Qty	Order No.	Price Per Pack
4	14	5	3692-634	$ 10.00
4	18	5	3692-638	10.00
6	4/6	5	3692-644	14.75

Bimetal Blade, Slope Type

For all-round cutting of metal, plastic, laminates, and wood with nails.

Blade Length	TPI	Pack Qty	Order No.	Price Per Pack
6	5/8	5	3692-605	$ 13.58
9	6	5	3692-610	17.72
12	6	5	3692-616	22.24
12	8/12	5	3692-618	22.40

Bi-Metal Reciprocating Saw Blades, Demolition

Extra heavy-duty bi-metal blade with coarse teeth for building and demolition work. Blade thickness is increased 0.62" (1.6mm) for greater strength to cut any building material, even heavy wood with large dimension nails.

Blade Length	TPI	Pack Qty	Order No.	Price Per Pack
6	5/8	5	3692-655	$ 14.58
9	5/8	5	3692-660	18.22
12	5/8	5	3692-665	23.41

Wood Cutting Reciprocating Saw Blades, Slope Type

Blades with special teeth for general wood cutting. The teeth allow faster cross cutting and ripping compared to traditional blades. Blade coating minimizes friction to further increase cutting speed and ease.

Blade Length	TPI	Pack Qty	Order No.	Price Per Pack
6	7	5	3692-685	$ 13.34
9	7	5	3692-690	16.05
12	7	5	3692-695	19.23

Hacksaw & Bandsaw Blades

Power Hacksaw Blades Hand Hacksaw Blades



All Hard High Speed Steel
High Speed Hacksaw Blades satisfy the highest requirements for power sawing bars, tubes, section, etc. High Speed blades are specially hardened and precision set. 2

SIZE	TEETH/ INCH	ORDER NO.	PRICE EACH
12 x 5/8 x .032	14T	3811-200†	$2.25
12 x 5/8 x .032	18T	3811-205†	2.25
12 x 1 x .050	10T	3811-210	4.90
12 x 1 x .050	14T	3811-215	4.90
14 x 1 x .050	10T	3811-400	5.70
14 x 1 x .050	14T	3811-405	5.70
14 x 1-1/4 x 0.62	6T	3811-410	9.05
14 x 1-1/4 x 0.62	10T	3811-415	9.05
14 x 1-1/4 x 0.65	4T	3811-435†	5.81
14 x 1-1/2 x 0.75	6T	3811-425	9.70
17 x 1 x .050	10T	3811-700	9.80
17 x 1 x .050	14T	3811-705	9.80
17 x 1-1/4 x 0.62	4T	3811-720†	6.84
17 x 1-1/4 x 0.62	6T	3811-710	10.65
17 x 1-1/4 x 0.62	10T	3811-715	10.65
17 x 1-1/4 x 0.65	10T	3811-725†	6.84
18 x 1-1/4 x 0.62	6T	3811-800	11.55
18 x 1-1/4 x 0.62	10T	3811-805	11.55
18 x 1-1/4 x 0.65	4T	3811-835†	7.36
18 x 1-1/4 x 0.65	10T	3811-840†	7.36
18 x 1-1/2 x .075	4T	3811-810	16.05
18 x 1-1/2 x .075	6T	3811-815	16.05
18 x 1-3/4 x .088	4T	3811-860	20.90
18 x 1-3/4 x .088	6T	3811-865	20.90
21 x 1-3/4 x .088	4T	3812-120	25.05
21 x 1-3/4 x .088	6T	3812-125	25.05
21 x 2 x .072	6T	3812-115†	17.10
24 x 1-3/4 x .088	4T	3812-415	29.05
24 x 1-3/4 x .088	6T	3812-420	29.05
24 x 1-7/8 x .050	4T	3812-405†	20.82
24 x 1-7/8 x .075	4T	3812-410†	20.82
24 x 2 x 1.00	4T	3812-430	36.35
24 x 2 x 1.00	6T	3812-435	36.35

† Limited Quantities

2 2

HIGH SPEED STEEL

SIZE	TEETH/ INCH	ORDER NO.	PRICE P/10	ORDER NO.	PRICE EACH
10 x 1/2 x .025	18	3671-018†	$ 7.84	–	–
10 x 1/2 x .025	24	3671-024†	7.84	3821-024†	$0.49
10 x 1/2 x .025	32	3671-032†	7.84	–	–
12 x 1/2 x .025	14	–	–	3821-214	0.90
12 x 1/2 x .025	18	3671-218†	10.59	3821-218	0.90
12 x 1/2 x .025	24	–	–	3821-224	0.90
12 x 1/2 x .025	32	–	–	3821-232	0.90

† Limited Quantities

BI-METAL

SIZE	TEETH/ INCH	ORDER NO.	PRICE P/10	ORDER NO.	PRICE EACH
10 x 1/2 x .025	18	3672-018	$24.08	–	–
10 x 1/2 x .025	24	3672-024	24.08	–	–
10 x 1/2 x .025	32	3672-032	24.08	–	–
12 x 1/2 x .025	14	3672-214	24.08	–	–
12 x 1/2 x .025	18	3672-218	24.41	3821-318	$0.85
12 x 1/2 x .025	24	3672-224	24.41	3821-324	0.85
12 x 1/2 x .025	32	3672-232	24.41	3821-332	0.85

† Limited Quantities

CARBON STEEL

SIZE	TEETH/ INCH	ORDER NO.	PRICE P/10
10 x 1/2 x .025	18	3681-018†	$2.96
10 x 1/2 x .025	24	3681-024†	2.96
10 x 1/2 x .025	32	3681-032†	2.96
12 x 1/2 x .025	14	3681-214†	2.96
12 x 1/2 x .025	18	3681-218†	2.96

† Limited Quantities

Hacksaws

Mini Hacksaw

Simple and quick, twist-action, blade-tensioning handle, made of beech wood and orange lacquered. Complete with 6", 32 TPI blade for metal cutting.

Order No. 3671-003 Price Ea. $16.42 1

Professional Hacksaw – Import

Professional all metal hacksaw frame. Fits 10" and 12" blades. Comes with 12" Bi-Metal blade. Import

Order No. 3671-010 Price Ea. $13.51 2

Portable Bandsaw Blades

Super Cobalt - Bimetal

- Multi-Purpose/Jobshop Cutting for Portable Hand Held Machines
- Multi purpose tooth shape provides excellent cuts in a wide variety of applications.
- M42 tooth tips offer heat and wear resistance for long blade life.
- Tough impact-resistant teeth delivers long life an exceptionally clean cuts with a range of materials, including thin wall tubes.
- Pre-welded loops supplied in 5 pack sleeves.

1

LENGTH	WIDTH	THICK	TEETH	T/TYPE	PKG. QTY.	ORDER NO.	PKG. PRICE
3' 8⅝"	1/2"	.020	14	Regular	5	3659-032	$41.63
3' 8⅝"	1/2"	.020	24	Regular	5	3659-034	41.63
3' 8⅝"	1/2"	.020	10-14	Combo	5	3659-035	41.63
3' 8⅝"	1/2"	.020	14-18	Combo	5	3659-036	41.63

Easy Cut Bandsaw Blades

Milford's exclusive one blade for maintenance & general purpose bandsawing.

- Easy Cut blades cut almost anything - without changing blades!
- Tool Steel, Mild Steel, Stainless Steel, Aluminum, Copper, Brass, Wood, Plastic, Sheet Metal, Tubing, Solids
- Reduce inventory! Reduce expensive blade changes! Reduce machine down time!
- Ordering is easy:

1. Tell us the width of your blade.
2. Tell us the length of your blade.

- Blades for small & large work pieces available on request

AVAILABLE SIZES WIDTH/THK.	MEDIUM WORKPIECE SIZE RANGE	PRICE
1/2" x .025"	.08" - 1-1/2"	PRICED TO YOUR SPECIFICATIONS
3/4" x .035"	.08" - 3"	
1" x .035"	1/8" - 5"	
1-1/4" x .042"	3-1/8" - 6"	

WARNING: This product contains Cobalt and/or Nickel and/or Lead a chemical known to the state of California to cause cancer or birth defects or other reproductive harm. For more information: www.prop65.ca.gov. **WARNING:** Cutting tools may shatter. Always wear approved safety glasses and mask when regrinding.

Bandsaw Blades

WARNING: This product contains Cobalt and/or Nickel and/or Lead a chemical known to the state of California to cause cancer or birth defects or other reproductive harm. For more information: www.prop65.ca.gov. **WARNING:** Cutting tools may shatter. Always wear approved safety glasses and mask when regrinding.

Cobra – 3851

- The most flexible solution for cutting, from general purpose to production
- New improved high speed steel tooth edge gives a combination of higher hardness & higher toughness.
- Less vibrations, consequently less heat and better wear resistance.
- New geometry w/variable teeth pattern mathematically formulated to maximize cutting performance
- Superior surface finish generates less friction/ vibration for improved performance.
- Best choice for production cutting of the toughest materials.
- General purpose applications, solids, bundle, even profiles and castings
- Contour cutting, including aluminum & stainless steel.
- Combo tooth type



Combo new tooth geometry with variable teeth 8-10° rake angle makes the 3851 toothing more robust and increases performance.

Sandflex M42®

- Manufactured from M42 High Speed Steel for durability and longer tool life.
- Perfect for solids, bundles, pipes, profiles and castings
- Multi-purpose tooth shapes for a variety of applications
- Designed for production and general purpose sawing
- Backing material allows band flexibility while holding up against fatigue
- Combo tooth type



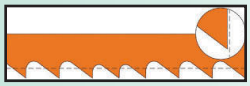

Combo traditional shape tooth with varing degree 0°, 8° or 10° rake angle makes M42 suitable for multipurpose cutting of thin-walled tubes and profiles in most materials.

2

LENGTH	WIDTH	THK.	TPI	COBRA 3851	PRICE EACH	SANDFLEX M42	PRICE EACH
5'	1/2	.025	10-14	-	-	3656-401	$30.67
5'	1/2	.020	10-14	3656-100	$32.19	-	-
5' 4-1/2"	1/2"	.025	10-14	3656-103	32.01	3656-402	32.52
5' 8"	1/2	.020	10-14	3656-105	36.17	-	-
5' 8"	1/2	.025	10/14	-	-	3656-404	34.35
6' 9"	1/2	.020	10-14	3656-106	40.16	-	-
6' 9"	1/2	.025	10/14	-	-	3656-405	38.04
7' 9"	1/2	.020	10-14	3656-108	44.15	3656-406	41.72
7' 9"	3/4	.035	4-6	3656-111	51.08	3656-409	45.53
7' 9"	3/4	.035	5-8	3656-112	51.08	3656-410	45.53
7' 9"	3/4	.035	6-10	3656-113	51.08	3656-411	45.53
7' 9"	3/4	.035	8-12	3656-114	51.08	3656-412	45.53
7' 9"	3/4	.035	10-14	3656-115	51.08	3656-413	45.53
8' 5"	3/4	.035	10-14	3656-116	53.51	3656-414	47.61
8' 10-1/2"	3/4	.035	10-14	3656-117	55.93	3656-415	49.69
9'	3/4	.035	5-8	3656-118	55.93	3656-416	49.69
9'	3/4	.035	6-10	3656-119	55.93	3656-417	49.69
9'	3/4	.035	10-14	3656-120	55.93	3656-418	49.69
10'	3/4"	.035	6/10	3656-217	55.76	3656-419	53.85
10'	3/4"	.035	10/14	3656-218	55.76	3656-420	53.85
10'	1"	.035	6/10	3656-220	60.46	3656-442	60.85
10'	1"	.035	10/14	3656-221	60.46	3656-443	60.85
10' 5"	3/4	.035	8-12	3656-123	63.21	3656-421	55.93
10' 5"	3/4	.035	10-14	3656-124	63.21	3656-422	55.93
10' 9"	3/4	.035	4-6	3656-125	65.64	3656-423	58.01
10' 9"	3/4	.035	6-10	3656-126	65.64	3656-424	58.01
10' 10-1/2"	3/4	.035	5-8	3656-128	65.64	3656-425	58.01
10' 10-1/2"	3/4	.035	6-10	3656-129	65.64	3656-426	58.01
10' 10-1/2"	3/4	.035	8-12	3656-130	65.64	3656-427	58.01
10' 10-1/2"	3/4	.035	10-14	3656-131	65.64	3656-428	58.01
10' 10-1/2"	1	.035	4-6	3656-134	71.21	3656-444	65.49
10' 10-1/2"	1	.035	5-8	3656-135	71.21	3656-445	65.49
10' 10-1/2"	1	.035	6-10	3656-136	71.21	3656-446	65.49
10' 10-1/2"	1	.035	8-12	3656-137	71.21	3656-446	65.49
10' 10-1/2"	1	.035	10-14	3656-138	71.21	3656-448	65.49
11'	1	.035	4-6	3656-140	71.21	3656-449	65.49
11'	1	.035	5-8	3656-141	71.21	3656-450	65.49
11'	1	.035	6-10	3656-142	71.21	3656-451	65.49
11'	1	.035	8-12	3656-143	71.21	3656-452	65.49
11' 6"	3/4	.035	4-6	3656-146	68.07	3656-429	60.09
11' 6"	3/4	.035	5-8	3656-147	68.07	3656-430	60.09
11' 6"	3/4	.035	6-10	3656-148	68.07	3656-431	60.09
11' 6"	3/4	.035	8-12	3656-149	68.07	3656-432	60.09
11' 6"	3/4	.035	10-12	-	-	3656-433	60.09
11' 6"	3/4	.035	10-14	3656-150	68.07	-	-
11' 6"	1	.035	4/6	3656-152	67.48	3656-453	67.81
11' 6"	1	.035	5-8	3656-153	73.79	3656-454	67.81
11' 6"	1	.035	6-10	3656-154	73.79	3656-455	67.81
11' 6"	1	.035	8-12	3656-155	73.79	3656-456	67.81
11' 6"	1	.035	10-14	3656-156	73.79	3656-457	67.81
12'	1	.035	3-4	3656-158	76.36	3656-458	70.12
12'	1	.035	4-6	3656-159	76.36	3656-459	70.12

2

LENGTH	WIDTH	THK.	TPI	COBRA 3851	PRICE EACH	SANDFLEX M42	PRICE EACH
12'	1	.035	5-8	3656-160	$76.36	3656-460	$70.12
12'	1	.035	6-10	3656-161	76.36	3656-461	70.12
12'	1	.035	8-12	3656-162	76.36	3656-462	70.12
12'	1	.035	10-14	3656-163	76.36	3656-463	70.12
12'	1-1/4	.042	3-4	3656-164	89.98	3656-484	83.22
12'	1-1/4	.042	4-6	3656-165	89.98	3656-485	83.22
12'	1-1/4	.042	5-8	3656-166	89.98	3656-486	83.22
12' 6"	1/2	.020	10-14	3656-168	62.09	-	-
12' 6"	1/2	.025	10-14	-	-	3656-408	58.30
12' 6"	1	.035	4-6	3656-169	78.94	-	-
12' 6"	1	.035	5-8	3656-170	78.94	-	-
12' 6"	1	.035	6-10	3656-171	78.94	-	-
12' 6"	1	.035	8-12	3656-172	78.94	-	-
12' 6"	1	.035	10-14	3656-173	78.94	-	-
12' 10"	3/4	.035	4-6	3656-219	69.02	3656-434	66.33
13' 6"	1	.035	4-6	3656-174	84.10	3656-469	77.08
13' 6"	1	.035	5-8	3656-175	84.10	3656-470	77.08
13' 6"	1	.035	6-10	3656-176	84.10	3656-471	77.08
13' 6"	1	.035	8-12	3656-177	84.10	3656-472	77.08
13' 6"	1-1/4	.042	4-6	3656-178	99.21	3656-487	91.61
13' 6"	1-1/4	.042	5-8	3656-179	99.21	3656-488	91.61
13' 11"	1	.035	5-8	3656-182	86.68	-	-
13' 11"	1	.035	6-10	3656-183	86.68	3656-474	79.40
13' 11"	1	.035	8-12	3656-184	86.68	3656-475	79.40
13' 11"	1	.035	10-14	3656-185	86.68	3656-476	79.40
14' 6"	3/4	.035	5-8	3656-186	82.63	3656-435	72.57
14' 6"	3/4	.035	6-10	3656-187	82.63	3656-436	72.57
14' 6"	3/4	.035	10-14	3656-188	82.63	3656-437	72.57
14' 6"	1	.035	3-4	3656-190	89.26	3656-477	81.72
14' 6"	1	.035	4-6	3656-191	89.26	3656-478	81.72
14' 6"	1	.035	5-8	3656-192	89.26	3656-479	81.72
14' 6"	1	.035	6-10	3656-193	89.26	3656-480	81.72
14' 6"	1	.035	8-12	3656-194	89.26	3656-481	81.72
14' 6"	1	.035	10-14	3656-195	89.26	3656-482	81.72
14' 6"	1-1/4	.042	3-4	3656-196	105.36	3656-489	97.20
14' 6"	1-1/4	.042	4-6	3656-197	105.36	3656-490	97.20
14' 6"	1-1/4	.042	5-8	3656-198	105.36	3656-491	97.20
14' 8"	3/4	.035	5-8	3656-202	85.05	3656-438	74.65
14' 8"	3/4	.035	6-10	3656-203	85.05	3656-439	74.65
14' 8"	3/4	.035	8-12	3656-204	85.05	3656-440	74.65
14' 8"	3/4	.035	10-14	3656-205	85.05	3656-441	74.65
15'	1-1/4	.042	3-4	3656-206	108.44	3656-492	99.99
15'	1-1/4	.042	4-6	3656-207	108.44	3656-493	99.99
15'	1-1/4	.042	5-8	3656-208	108.44	3656-494	99.99
15' 6"	1	.035	3-4	3656-209	94.41	3656-483	86.35
15' 6"	1-1/4	.042	4-6	3656-210	111.51	3656-495	102.79
15' 8"	1-1/4	.042	4-6	3656-211	114.59	3656-496	105.58
16'	1-1/4	.042	4-6	3656-213	114.59	3656-497	105.58
17' 6"	1-1/2	.042	3-4	-	-	3656-498	133.68
17' 6"	1-1/2	.050	3-4	3656-215	148.85	-	-
18'	1-1/2	.042	4-6	-	-	3656-499	136.99
18'	1-1/2	.050	4-6	3656-216	152.59	-	-

Other Bandsaw Blade grades available on request; Sandvik 100' & 250' coils available on request.

Side Milling Cutters- Straight Tooth

High Speed Steel

WARNING: This product contains Cobalt and/or Nickel and/or Lead a chemical known to the state of California to cause cancer or birth defects or other reproductive harm. For more information: www.prop65.ca.gov. **WARNING:** Cutting tools may shatter. Always wear approved safety glasses and mask when regrinding.

			2		1	
			Pittsburg® ALLEGHANY		ALLEGIANCE® AMERICAN MADE	
DIAM.	FACE WIDTH	HOLE	ORDER NO.	PRICE EACH	ORDER NO.	PRICE EACH
2	3/16	1/2	2810-010	$43.22	2814-010	POA
2	1/4	1/2	2810-020	43.22	2814-020	POA
2	3/8	1/2	2810-030	43.22	2814-030	POA
2	3/16	5/8	2810-040	43.22	2814-040	POA
2	1/4	5/8	2810-050	39.22	2814-050	POA
2	3/8	5/8	2810-060	43.22	2814-060	POA
2	1/4	7/8	2810-070	43.22	–	–
2	5/16	7/8	2810-080	41.91	–	–
2	3/8	7/8	2810-090	43.22	–	–
2	7/16	7/8	2810-100	52.90	–	–
2-1/2	1/4	7/8	2810-120	52.74	2814-120	POA
2-1/2	5/16	7/8	2810-130	53.94	2814-130	POA
2-1/2	3/8	7/8	2810-140	58.81	2814-140	POA
2-1/2	1/2	7/8	2810-160	59.88	2814-160	POA
2-1/2	3/16	1	2810-170	50.83	–	–
2-1/2	1/4	1	2810-180	52.74	2814-180	POA
2-1/2	5/16	1	2810-190	53.94	2814-190	POA
2-1/2	3/8	1	2810-200	58.81	2814-200	POA
2-1/2	7/16	1	2810-210	67.85	2814-210	POA
2-1/2	1/2	1	2810-220	59.88	2814-220	POA
2-1/2	5/8	1	2810-230	69.35	2814-230	POA
3	3/16	1	2810-240	51.74	2814-240	POA
3	7/32	1	2810-250	55.98	2814-250	POA
3	1/4	1	2810-260	60.81	2814-260	POA
3	9/32	1	2810-270	62.68	2814-270	POA
3	5/16	1	2810-280	63.95	2814-280	POA
3	11/32	1	2810-290	65.21	2814-290	POA
3	3/8	1	2810-300	67.95	2814-300	POA
3	13/32	1	2810-310	69.86	2814-310	POA
3	7/16	1	2810-320	72.04	2814-320	POA
3	1/2	1	2810-330	73.03	2814-330	POA
3	9/16	1	2810-340	74.62	2814-340	POA
3	5/8	1	2810-350	76.85	2814-350	POA
3	11/16	1	2810-360	81.25	2814-360	POA
3	3/4	1	2810-370	82.96	2814-370	POA
3	13/16	1	2810-380	103.71	2814-380	POA
3	7/8	1	2810-390	121.85	2814-390	POA
3	15/16	1	2810-400†	124.98	2814-400	POA
3	1	1	2810-410	131.55	2814-410	POA
3	1/4	1-1/4	2810-420	60.81	2814-420	POA
3	5/16	1-1/4	–	–	2814-430	POA
3	3/8	1-1/4	2810-440	67.95	2814-440	POA
3	7/16	1-1/4	2810-450†	72.04	2814-450	POA
3	1/2	1-1/4	2810-460	73.03	2814-460	POA
3	5/8	1-1/4	2810-470†	76.85	2814-470	POA
3	3/4	1-1/4	2810-480	82.96	2814-480	POA
3	7/8	1-1/4	–	–	2814-490	POA
3	1	1-1/4	–	–	2814-500	POA
3-1/2	3/16	1	–	–	2814-510	POA
3-1/2	1/4	1	–	–	2814-520	POA
3-1/2	5/16	1	2810-530†	78.66	2814-530	POA
3-1/2	3/8	1	–	–	2814-540	POA
3-1/2	7/16	1	2810-550†	83.27	2814-550	POA
3-1/2	1/2	1	–	–	2814-560	POA
3-1/2	5/8	1	2810-570†	96.05	2814-570	POA
3-1/2	3/4	1	2810-580†	119.03	2814-580	POA
3-1/2	7/8	1	2810-590†	121.90	2814-590	POA
3-1/2	1	1	2810-600†	124.20	2814-600	POA
3-1/2	7/16	1-1/4	–	–	2814-610	POA
3-1/2	1/2	1-1/4	–	–	2814-620	POA
4	3/16	1	2810-630	75.04	–	–
4	7/32	1	2810-640	78.45	–	–
4	1/4	1	2810-650	82.28	2814-650	POA
4	9/32	1	2810-660	82.80	–	–
4	5/16	1	2810-670	82.96	2814-670	POA
4	11/32	1	2810-680	89.14	2814-680	POA
4	3/8	1	2810-690	94.29	2814-690	101.40
4	13/32	1	–	–	2814-710	POA
4	7/16	1	–	–	2814-700	POA
4	1/2	1	2810-720	105.01	2814-720	POA
4	9/16	1	–	–	2814-730	POA
4	5/8	1	2810-740	117.16	2814-740	POA
4	11/16	1	2810-750†	124.32	2814-750	POA
4	3/4	1	2810-760	124.32	2814-760	POA
4	13/16	1	2810-770†	127.13	2814-770	POA

			2		1	
			Pittsburg® ALLEGHANY		ALLEGIANCE® AMERICAN MADE	
DIAM.	FACE WIDTH	HOLE	ORDER NO.	PRICE EACH	ORDER NO.	PRICE EACH
4	7/8	1	2810-780	$137.59	2814-780	POA
4	15/16	1	2810-790†	143.45	2814-790	POA
4	1	1	2810-800	161.25	2814-800	POA
4	3/16	1-1/4	2810-810	75.04	–	–
4	7/32	1-1/4	2810-820	78.45	–	–
4	1/4	1-1/4	2810-830	82.28	–	–
4	9/32	1-1/4	–	–	2814-840	POA
4	5/16	1-1/4	2810-850	82.96	2814-850	POA
4	11/32	1-1/4	2810-860	89.14	2814-860	POA
4	3/8	1-1/4	2810-870	94.29	2814-870	POA
4	7/16	1-1/4	2810-880	95.17	2814-880	POA
4	13/32	1-1/4	2810-890†	94.29	2814-890	POA
4	1/2	1-1/4	2810-900	105.01	–	–
4	9/16	1-1/4	2810-910	105.46	2814-910	POA
4	5/8	1-1/4	2810-920	117.16	2814-920	POA
4	11/16	1-1/4	2810-930	124.32	–	–
4	3/4	1-1/4	2810-940	124.32	2814-940	POA
4	13/16	1-1/4	2810-950†	127.13	–	–
4	7/8	1-1/4	2810-960	137.59	2814-960	POA
4	15/16	1-1/4	2810-970†	143.45	2814-970	POA
4	1	1-1/4	2810-980	161.25	2814-980	POA
4	1-1/8	1-1/4	2810-990	178.25	–	–
4	1-1/4	1-1/4	2811-000	193.20	–	–
4-1/2	3/8	1-1/4	–	–	2815-020	POA
4-1/2	1/2	1-1/4	2811-030†	139.73	2815-030	POA
5	1/4	1	2811-040	119.03	2815-040	POA
5	9/32	1	2811-050	124.20	2815-050	POA
5	5/16	1	2811-060	127.11	2815-060	POA
5	11/32	1	2811-070†	129.23	2815-070	POA
5	3/8	1	2811-080	139.82	2815-080	POA
5	13/32	1	2811-090	143.99	2815-090	POA
5	7/16	1	2811-100	147.73	2815-100	POA
5	1/2	1	2811-110	147.73	2815-110	POA
5	9/16	1	2811-120†	159.39	2815-120	POA
5	5/8	1	2811-130	163.53	2815-130	POA
5	11/16	1	2811-140	175.95	2815-140	POA
5	3/4	1	2811-150	177.39	2815-150	POA
5	13/16	1	2811-160†	186.82	2815-160	POA
5	7/8	1	2811-170†	197.57	2815-170	POA
5	15/16	1	2811-180†	201.83	2815-180	POA
5	1	1	2811-190†	209.99	2815-190	POA
5	1/4	1-1/4	2811-200	119.03	2815-200	POA
5	9/32	1-1/4	2811-210	124.20	2815-210	POA
5	5/16	1-1/4	2811-220	127.11	2815-220	POA
5	11/32	1-1/4	2811-230†	129.23	2815-230	POA
5	3/8	1-1/4	2811-240	139.82	2815-240	POA
5	13/32	1-1/4	2811-250†	143.99	2815-250	POA
5	7/16	1-1/4	2811-260	147.73	2815-260	POA
5	1/2	1-1/4	2811-270	147.73	2815-270	POA
5	9/16	1-1/4	2811-280	159.39	2815-280	POA
5	5/8	1-1/4	2811-290	163.53	2815-290	POA
5	11/16	1-1/4	2811-300†	175.95	2815-300	POA
5	3/4	1-1/4	2811-310	177.39	2815-310	POA
5	13/16	1-1/4	2811-320†	186.82	2815-320	POA
5	7/8	1-1/4	2811-330†	197.57	2815-330	POA
5	15/16	1-1/4	2811-340†	201.83	–	–
5	1	1-1/4	2811-350	209.99	2815-350	POA
5	1-1/8	1-1/4	2811-360†	65.95	–	–
5	1-1/4	1-1/4	2811-370†	241.50	–	–
5	1-1/2	1-1/4	2811-380†	65.95	–	–
6	3/16	1	–	–	–	–
6	1/4	1	2811-400	164.57	2815-400	POA
6	5/16	1	2811-410	170.78	2815-410	POA
6	3/8	1	2811-420	174.92	2815-420	POA
6	7/16	1	2811-430	176.25	2815-430	POA
6	1/2	1	2811-440	184.67	2815-440	POA
6	9/16	1	2811-450	191.48	2815-450	POA
6	5/8	1	–	–	2815-460	POA
6	11/16	1	2811-470†	206.38	2815-470	POA
6	3/4	1	2811-480	236.56	2815-480	POA
6	13/16	1	2811-490†	239.04	2815-490	POA
6	7/8	1	2811-500†	244.04	2815-500	POA
6	15/16	1	2811-510†	251.05	2815-510	POA
6	1	1	2811-520†	279.97	2815-520	POA
6	1-1/4	1	2811-530†	326.03	–	–
6	3/16	1-1/4	2811-540†	46.75	–	–
6	1/4	1-1/4	2811-550	164.57	2815-550	POA
6	9/32	1-1/4	2811-560	170.78	2815-560	POA
6	5/16	1-1/4	2811-570	170.78	2815-570	POA
6	11/32	1-1/4	2811-580	174.92	2815-580	POA
6	3/8	1-1/4	2811-590	174.92	2815-590	POA
6	13/32	1-1/4	–	–	2815-600	POA
6	7/16	1-1/4	2811-610	176.25	2815-610	POA
6	1/2	1-1/4	2811-620	184.67	2815-620	POA
6	9/16	1-1/4	2811-630	191.48	2815-630	POA
6	5/8	1-1/4	2811-640	201.51	2815-640	POA
6	11/16	1-1/4	2811-650†	206.38	2815-650	POA
6	3/4	1-1/4	2811-660	236.56	2815-660	POA
6	13/16	1-1/4	2811-670†	239.04	2815-670	POA

			2		1	
			Pittsburg® ALLEGHANY		ALLEGIANCE® AMERICAN MADE	
DIAM.	FACE WIDTH	HOLE	ORDER NO.	PRICE EACH	ORDER NO.	PRICE EACH
6	7/8	1-1/4	2811-680†	$244.04	2815-680	POA
6	15/16	1-1/4	2811-690†	251.05	2815-690	POA
6	1	1-1/4	2811-700	279.97	2815-700	POA
6	1-1/8	1-1/4	2811-710	326.03	–	–
7	3/4	1	2811-740†	96.55	–	–
7	1	1	2811-750†	112.70	–	–
7	1/4	1-1/4	–	–	2815-760	POA
7	5/16	1-1/4	2811-770†	81.25	2815-770	POA
7	3/8	1-1/4	2811-780†	84.30	2815-780	POA
7	7/16	1-1/4	2811-790†	314.64	2815-790	POA
7	1/2	1-1/4	–	–	2815-800	POA
7	9/16	1-1/4	2811-810†	322.00	2815-810	POA
7	5/8	1-1/4	2811-820†	335.03	2815-820	POA
7	11/16	1-1/4	2811-830†	355.35	2815-830	POA
7	3/4	1-1/4	2811-840†	359.62	2815-840	POA
7	13/16	1-1/4	–	–	2815-850	POA
7	7/8	1-1/4	2811-860†	377.78	2815-860	POA
7	15/16	1-1/4	2811-870†	388.13	2815-870	POA
7	1	1-1/4	2811-880†	439.56	2815-880	POA
7	1-1/4	1-1/4	2811-890†	112.70	–	–
8	1/4	1	2811-900	171.60	–	–
8	5/16	1	2811-910	452.81	–	–
8	3/8	1	2811-920	473.10	–	–
8	7/16	1	2811-930†	477.14	–	–
8	1/2	1	2811-940	237.75	–	–
8	1/4	1-1/4	2811-960	341.55	2815-960	POA
8	5/16	1-1/4	–	–	2815-970	POA
8	3/8	1-1/4	2811-980	473.10	2815-980	POA
8	7/16	1-1/4	2811-990†	477.14	2815-990	POA
8	1/2	1-1/4	2812-000	501.98	2816-000	POA
8	9/16	1-1/4	2812-010†	515.53	2816-010	POA
8	5/8	1-1/4	2812-020	515.43	2816-020	POA
8	11/16	1-1/4	2812-030†	516.47	2816-030	POA
8	3/4	1-1/4	2812-040	573.85	2816-040	POA
8	13/16	1-1/4	2812-050†	576.15	2816-050	POA
8	7/8	1-1/4	2812-060†	579.60	2816-060	POA
8	15/16	1-1/4	2812-070†	595.13	2816-070	POA
8	1	1-1/4	2812-080	692.42	2816-080	POA
8	1-1/8	1-1/4	2812-090†	155.95	–	–
8	1-1/4	1-1/4	2812-100†	155.95	–	–
8	1-1/2	1-1/4	2812-110†	155.95	–	–
8	1/4	1-1/2	2812-120†	379.50	–	–
8	5/16	1-1/2	2812-130†	115.75	–	–
9	1/4	1-1/4	2812-140†	454.25	2816-140	POA
9	5/16	1-1/4	2812-150†	172.55	2816-150	POA
9	3/8	1-1/4	2812-160†	546.25	2816-160	POA
9	7/16	1-1/4	2812-170†	191.75	2816-170	POA
9	1/2	1-1/4	2812-180†	586.50	2816-180	POA
9	9/16	1-1/4	2812-190†	202.25	2816-190	POA
9	5/8	1-1/4	–	–	2816-200	POA
9	11/16	1-1/4	2812-210†	214.45	2816-210	POA
9	3/4	1-1/4	–	–	2816-220	POA
9	13/16	1-1/4	2812-230†	239.35	2816-230	POA
9	7/8	1-1/4	2812-240†	239.35	2816-240	POA
9	15/16	1-1/4	2812-250†	239.35	2816-250	POA
9	1	1-1/4	2812-260†	782.00	2816-260	POA
10	5/16	1-1/4	2812-290†	221.00	–	–
10	3/8	1-1/4	2812-300†	234.10	–	–
10	5/8	1-1/4	2812-330†	828.00	–	–
10	3/4	1-1/4	2812-340†	897.00	–	–
10	1/4	1-1/2	–	–	2816-350	POA
10	5/16	1-1/2	2812-360†	661.25	2816-360	POA
10	3/8	1-1/2	2812-370†	713.00	2816-370	POA
10	7/16	1-1/2	2812-380†	747.50	2816-380	POA
10	1/2	1-1/2	2812-390†	776.25	2816-390	POA
10	9/16	1-1/2	2812-400†	816.50	2816-400	POA
10	5/8	1-1/2	2812-410†	828.00	2816-410	POA
10	11/16	1-1/2	2812-420†	862.50	2816-420	POA
10	3/4	1-1/2	2812-430†	897.00	2816-430	POA
10	13/16	1-1/2	2812-440†	918.85	2816-440	POA
10	7/8	1-1/2	2812-450†	943.00	2816-450	POA
10	15/16	1-1/2	2812-460†	1029.25	2816-460	POA
10	1	1-1/2	–	–	2816-470	POA
10	1-1/8	1-1/2	2812-480†	368.25	–	–
10	1-1/4	1-1/2	2812-490†	413.50	–	–
10	1-1/2	1-1/2	2812-500†	433.75	–	–
12	1/4	1-1/2	–	–	2816-510	POA
12	5/16	1-1/2	–	–	2816-520	POA
12	3/8	1-1/2	–	–	2816-530	POA
12	7/16	1-1/2	–	–	2816-540	POA
12	1/2	1-1/2	–	–	2816-550	POA
12	9/16	1-1/2	–	–	2816-560	POA
12	5/8	1-1/2	–	–	2816-570	POA
12	11/16	1-1/2	–	–	2816-580	POA
12	3/4	1-1/2	–	–	2816-590	POA
12	13/16	1-1/2	–	–	2816-600	POA
12	7/8	1-1/2	–	–	2816-610	POA
12	15/16	1-1/2	–	–	2816-620	POA
12	1	1-1/2	–	–	2816-630	POA

Side Milling Cutters - Staggered Tooth

High Speed Steel

WARNING: This product contains Cobalt and/or Nickel and/or Lead a chemical known to the state of California to cause cancer or birth defects or other reproductive harm. For more information: www.prop65.ca.gov. WARNING: Cutting tools may shatter. Always wear approved safety glasses and mask when regrinding.

DIAM.	FACE WIDTH	HOLE	Pittsburg Allegheny [2] ORDER NO.	PRICE EACH	Allegiance American Made [1] ORDER NO.	PRICE EACH
2-1/2	3/16	7/8	2820-010	$82.63	–	–
2-1/2	1/4	7/8	2820-020	70.84	2824-020	POA
2-1/2	5/16	7/8	2820-030	69.97	2824-030	POA
2-1/2	3/8	7/8	2820-040	80.35	2824-040	POA
2-1/2	7/16	7/8	2820-050	84.36	–	–
2-1/2	1/2	7/8	2820-060	84.36	2824-060	POA
2-1/2	1/4	1	–	–	2824-070	POA
2-1/2	7/16	1	–	–	2824-080	POA
2-1/2	1/2	1	–	–	2824-090	POA
3	3/16	1	2820-100	67.95	2824-100	POA
3	7/32	1	2820-110	93.38	2824-110	POA
3	1/4	1	2820-120	67.49	2824-120	POA
3	9/32	1	2820-130	78.14	2824-130	POA
3	5/16	1	2820-140	80.01	2824-140	POA
3	11/32	1	2820-150	82.65	2824-150	POA
3	3/8	1	2820-160	82.65	2824-160	POA
3	13/32	1	2820-165	21.50	2824-165	POA
3	7/16	1	2820-170	84.04	2824-170	POA
3	1/2	1	2820-180	87.56	2824-180	POA
3	9/16	1	2820-190	87.77	2824-190	POA
3	5/8	1	2820-200	92.12	2824-200	POA
3	11/16	1	2820-210	96.95	2824-210	POA
3	3/4	1	2820-220	98.00	2824-220	POA
3	13/16	1	2820-230	113.33	2824-230	POA
3	7/8	1	2820-240	115.92	2824-240	POA
3	15/16	1	2820-250	134.55	2824-250	POA
3	1	1	2820-260	140.51	2824-260	POA
3	3/16	1-1/4	2820-270	67.95	2824-270	POA
3	7/32	1-1/4	2820-280	93.38	2824-280	POA
3	1/4	1-1/4	2820-290	67.49	2824-290	POA
3	9/32	1-1/4	2820-300	78.14	2824-300	POA
3	5/16	1-1/4	2820-310	80.01	2824-310	POA
3	11/32	1-1/4	2820-320	20.15	2824-320	POA
3	3/8	1-1/4	2820-330	84.04	2824-330	POA
3	13/32	1-1/4	2820-340	21.50	2824-340	POA
3	7/16	1-1/4	2820-350	87.56	2824-350	POA
3	1/2	1-1/4	2820-360	89.54	2824-360	POA
3	9/16	1-1/4	2820-370	92.12	2824-370	POA
3	5/8	1-1/4	2820-380	92.12	2824-380	POA
3	11/16	1-1/4	2820-390	96.95	2824-390	POA
3	3/4	1-1/4	2820-400	98.00	2824-400	POA
3	13/16	1-1/4	2820-410	113.33	2824-410	POA
3	7/8	1-1/4	2820-420	115.92	2824-420	POA
3	15/16	1-1/4	2820-430	134.55	2824-430	POA
3	1	1-1/4	2820-440	139.83	2824-440	POA
3	1-1/8	1-1/4	2820-450	40.10	–	–
3	1-1/4	1-1/4	2820-460	40.10	–	–
3-1/2	1/4	1	2820-480	98.33	2824-480	POA
3-1/2	5/16	1	2820-500	98.33	2824-500	POA
3-1/2	11/32	1	2820-510	29.65	–	–
3-1/2	3/8	1	2820-520	112.56	2824-520	POA
3-1/2	7/16	1	2820-540	120.84	–	–
3-1/2	1/2	1	2820-550	124.20	2824-550	POA
3-1/2	5/8	1	2820-570	139.73	2824-570	POA
3-1/2	11/16	1	2820-580	144.39	2824-580	POA
3-1/2	3/4	1	–	–	2824-590	POA
3-1/2	1/4	1-1/4	–	–	2824-600	POA
3-1/2	5/16	1-1/4	2820-610	29.65	2824-610	POA
3-1/2	3/8	1-1/4	2820-620	112.56	2824-620	POA
3-1/2	7/16	1-1/4	2820-630	34.05	2824-630	POA
3-1/2	1/2	1-1/4	–	–	2824-640	POA
3-1/2	9/16	1-1/4	–	–	2824-650	POA
3-1/2	5/8	1-1/4	–	–	2824-660	POA
3-1/2	11/16	1-1/4	–	–	2824-670	POA
3-1/2	3/4	1-1/4	–	–	2824-680	POA
3-1/2	13/16	1-1/4	–	–	2824-690	POA
3-1/2	7/8	1-1/4	2820-700	144.52	2824-700	POA
3-1/2	15/16	1-1/4	–	–	2824-710	POA
3-1/2	1	1-1/4	2820-720	183.10	2824-720	POA
4	3/16	1	2820-730	95.74	2824-730	POA
4	7/32	1	2820-740	99.36	2824-740	POA
4	1/4	1	2820-750	108.94	2824-750	POA
4	9/32	1	2820-760	113.44	2824-760	POA
4	5/16	1	2820-770	115.92	2824-770	POA
4	11/32	1	2820-780	117.88	2824-780	POA
4	3/8	1	2820-790	121.39	2824-790	POA
4	13/32	1	–	–	2824-800	POA
4	7/16	1	2820-810	125.19	2824-810	POA
4	1/2	1	2820-820	129.06	2824-820	POA
4	9/16	1	2820-830	134.25	2824-830	POA
4	5/8	1	2820-840	149.64	2824-840	POA
4	11/16	1	2820-850†	154.22	2824-850	POA

DIAM.	FACE WIDTH	HOLE	Pittsburg Allegheny [2] ORDER NO.	PRICE EACH	Allegiance American Made [1] ORDER NO.	PRICE EACH
4	3/4	1	2820-860	$156.86	2824-860	POA
4	13/16	1	2820-870	166.49	2824-870	POA
4	7/8	1	2820-880	166.49	2824-880	POA
4	15/16	1	2820-890	184.74	2824-890	POA
4	1	1	2820-900	192.51	2824-900	POA
4	3/16	1-1/4	2820-910	95.74	2824-910	POA
4	7/32	1-1/4	2820-920	99.36	2824-920	POA
4	1/4	1-1/4	2820-930	108.94	2824-930	POA
4	9/32	1-1/4	2820-940	113.44	2824-940	POA
4	5/16	1-1/4	2820-950	115.92	2824-950	POA
4	11/32	1-1/4	–	–	2824-960	POA
4	3/8	1-1/4	2820-970	121.39	2824-970	POA
4	13/32	1-1/4	2820-980	125.19	2824-980	POA
4	7/16	1-1/4	2820-990	126.68	2824-990	POA
4	1/2	1-1/4	2821-000	129.06	2825-000	POA
4	9/16	1-1/4	2821-010	134.25	2825-010	POA
4	5/8	1-1/4	2821-020	149.64	2825-020	POA
4	11/16	1-1/4	2821-030	154.22	2825-030	POA
4	3/4	1-1/4	2821-040	156.86	2825-040	POA
4	13/16	1-1/4	2821-050	166.49	2825-050	POA
4	7/8	1-1/4	–	–	2825-060	POA
4	15/16	1-1/4	2821-070	184.74	2825-070	POA
4	1	1-1/4	2821-080	192.51	2825-080	POA
4	1-1/8	1-1/4	–	–	2825-090	POA
4	1-3/16	1-1/4	2821-100	227.07	2825-100	POA
4	1-1/4	1-1/4	2821-110	276.00	2825-110	POA
4	1-1/2	1-1/4	–	–	2825-120	POA
4-1/2	1/4	1-1/4	2821-150	43.05	–	–
4-1/2	5/16	1-1/4	2821-160	45.65	–	–
4-1/2	7/8	1-1/4	2821-220	179.04	–	–
4-1/2	1	1-1/4	2821-230	219.06	–	–
5	7/32	1	–	–	2825-250	POA
5	1/4	1	2821-260	154.73	2825-260	POA
5	9/32	1	–	–	2825-270	POA
5	5/16	1	2821-280	159.14	2825-280	POA
5	11/32	1	2821-290†	45.65	2825-290	POA
5	3/8	1	2821-300	164.15	2825-300	POA
5	13/32	1	–	–	2825-310	POA
5	7/16	1	2821-320	170.89	2825-320	POA
5	1/2	1	2821-330	174.71	2825-330	POA
5	9/16	1	–	–	2825-340	POA
5	5/8	1	2821-350	195.44	2825-350	POA
5	11/16	1	2821-360	213.58	2825-360	POA
5	3/4	1	2821-370	211.20	2825-370	POA
5	13/16	1	2821-380	233.04	2825-380	POA
5	7/8	1	2821-390	233.04	2825-390	POA
5	7/32	1-1/4	–	–	2825-410	POA
5	1/4	1-1/4	2821-420	154.73	2825-420	POA
5	9/32	1-1/4	–	–	2825-430	POA
5	5/16	1-1/4	2821-440	159.14	2825-440	POA
5	11/32	1-1/4	2821-450†	45.65	2825-450	POA
5	3/8	1-1/4	2821-460	164.15	2825-460	POA
5	13/32	1-1/4	–	–	2825-470	POA
5	7/16	1-1/4	2821-480	170.89	2825-480	POA
5	1/2	1-1/4	2821-490	174.71	2825-490	POA
5	9/16	1-1/4	2821-500	182.16	2825-500	POA
5	5/8	1-1/4	2821-510	195.44	2825-510	POA
5	11/16	1-1/4	–	–	2825-520	POA
5	3/4	1-1/4	2821-530	211.20	2825-530	POA
5	13/16	1-1/4	–	–	2825-540	POA
5	7/8	1-1/4	2821-550	233.04	2825-550	POA
5	15/16	1-1/4	2821-560	258.84	2825-560	POA
5	1	1-1/4	2821-570	263.93	2825-570	POA
6	3/16	1	2821-580	55.45	–	–
6	1/4	1	2821-590	190.33	2825-590	POA
6	9/32	1	–	–	2825-600	POA
6	5/16	1	2821-610	204.93	2825-610	POA
6	11/32	1	2821-620	59.75	2825-620	POA
6	3/8	1	2821-630	204.93	2825-630	POA
6	7/16	1	2821-640	217.30	2825-640	POA
6	1/2	1	2821-650	230.81	2825-650	POA
6	9/16	1	–	–	2825-660	POA
6	5/8	1	–	–	2825-670	POA
6	11/16	1	–	–	2825-680	POA
6	3/4	1	2821-690	279.45	2825-690	POA
6	13/16	1	2821-700	331.20	2825-700	POA
6	7/8	1	2821-710	331.20	2825-710	POA
6	15/16	1	2821-720	350.87	–	–
6	1	1	2821-730	356.62	–	–
6	7/32	1-1/4	–	–	2825-745	POA
6	1/4	1-1/4	2821-750	190.33	2825-750	POA
6	9/32	1-1/4	2821-760	190.33	2825-760	POA
6	5/16	1-1/4	2821-770	204.93	2825-770	POA
6	11/32	1-1/4	–	–	2825-780	POA
6	3/8	1-1/4	2821-790	204.93	2825-790	POA
6	13/32	1-1/4	–	–	2825-800	POA
6	7/16	1-1/4	2821-810	217.30	2825-810	POA
6	1/2	1-1/4	2821-820	230.81	2825-820	POA
6	9/16	1-1/4	2821-830	246.30	2825-830	POA
6	5/8	1-1/4	2821-840	261.83	2825-840	POA
6	11/16	1-1/4	–	–	2825-850	POA
6	3/4	1-1/4	2821-860	279.45	2825-860	POA
6	13/16	1-1/4	2821-870	331.20	2825-870	POA
6	7/8	1-1/4	2821-880	331.20	2825-880	POA
6	15/16	1-1/4	2821-890	350.87	2825-890	POA
6	1	1-1/4	2821-900	356.62	2825-900	POA
6	1-1/8	1-1/4	2821-910	381.92	2825-910	POA
6	1-3/16	1-1/4	2821-920	381.92	2825-920	POA

DIAM.	FACE WIDTH	HOLE	Pittsburg Allegheny [2] ORDER NO.	PRICE EACH	Allegiance American Made [1] ORDER NO.	PRICE EACH
6	1-1/4	1-1/4	2821-930	$381.92	–	–
6	1-1/2	1-1/4	2821-940	377.20	–	–
6	1	1-1/2	2821-960	356.62	–	–
7	1/4	1-1/4	–	–	2825-970	POA
7	5/16	1-1/4	2821-980	378.87	2825-980	POA
7	3/8	1-1/4	2821-990	414.00	2825-990	POA
7	7/16	1-1/4	2822-000	414.00	2826-000	POA
7	1/2	1-1/4	2822-010	451.32	2826-010	POA
7	9/16	1-1/4	2822-020	462.74	2826-020	POA
7	5/8	1-1/4	–	–	2826-030	POA
7	11/16	1-1/4	–	–	2826-040	POA
7	3/4	1-1/4	2822-050	506.35	2826-050	POA
7	13/16	1-1/4	2822-060	506.35	2826-060	POA
7	7/8	1-1/4	2822-070	610.77	2826-070	POA
7	15/16	1-1/4	2822-080	610.77	2826-080	POA
7	1	1-1/4	–	–	2826-090	POA
7	3/8	1-1/2	2822-100	103.95	–	–
7	7/16	1-1/2	2822-110	414.00	–	–
7	1/2	1-1/2	2822-120	451.32	–	–
7	5/8	1-1/2	2822-130	506.35	–	–
7	3/4	1-1/2	2822-140	506.35	–	–
7	7/8	1-1/2	2822-150	610.77	–	–
7	1	1-1/2	2822-160	656.14	–	–
8	1/4	1	2822-170	113.15	–	–
8	1/2	1	2822-190	489.92	–	–
8	1/4	1-1/4	2822-220	412.02	2826-220	POA
8	5/16	1-1/4	2822-240	420.19	2826-240	POA
8	11/32	1-1/4	2822-250	125.35	–	–
8	3/8	1-1/4	2822-260	444.02	2826-260	POA
8	7/16	1-1/4	–	–	2826-270	POA
8	1/2	1-1/4	2822-280	489.92	2826-280	POA
8	9/16	1-1/4	–	–	2826-290	POA
8	5/8	1-1/4	2822-300	546.48	2826-300	POA
8	11/16	1-1/4	2822-310	554.30	2826-310	POA
8	3/4	1-1/4	2822-320	589.01	2826-320	POA
8	13/16	1-1/4	–	–	2826-330	POA
8	7/8	1-1/4	2822-340	657.32	2826-340	POA
8	15/16	1-1/4	–	–	2826-350	POA
8	1	1-1/4	2822-360	745.20	2826-360	POA
8	1/4	1-1/2	–	–	2826-370	POA
8	5/16	1-1/2	2822-380	420.19	2826-380	POA
8	3/8	1-1/2	2822-390	444.02	2826-390	POA
8	7/16	1-1/2	2822-400	458.85	2826-400	POA
8	1/2	1-1/2	–	–	2826-410	POA
8	9/16	1-1/2	2822-420	546.57	2826-420	POA
8	5/8	1-1/2	2822-430	546.48	2826-430	POA
8	11/16	1-1/2	2822-440	554.30	2826-440	POA
8	3/4	1-1/2	–	–	2826-450	POA
8	13/16	1-1/2	2822-460	650.42	2826-460	POA
8	7/8	1-1/2	2822-470	691.33	2826-470	POA
8	15/16	1-1/2	2822-480	745.20	2826-480	POA
8	1	1-1/2	2822-490	745.20	2826-490	POA
8	1-1/8	1-1/2	2822-500	211.85	–	–
8	1-1/4	1-1/2	–	–	2826-510	POA
8	1-1/2	1-1/2	2822-520	878.60	–	–
9	1/4	1-1/4	–	–	2826-530	POA
9	3/8	1-1/4	–	–	2826-540	POA
9	1/2	1-1/4	–	–	2826-550	POA
9	5/8	1-1/4	–	–	2826-560	POA
9	3/4	1-1/4	–	–	2826-570	POA
9	1	1-1/4	2822-580	952.20	2826-580	POA
9	1/4	1-1/2	2822-590	511.75	2826-590	POA
9	3/8	1-1/2	2822-600	662.29	2826-600	POA
9	1/2	1-1/2	2822-610	745.15	2826-610	POA
9	5/8	1-1/2	–	–	2826-620	POA
9	3/4	1-1/2	2822-630	848.70	2826-630	POA
9	1	1-1/2	2822-640	952.20	–	–
10	3/8	1-1/4	2822-660	247.65	–	–
10	13/16	1-1/4	2822-670	1226.43	–	–
10	3/16	1-1/2	2822-690	214.05	–	–
10	1/4	1-1/2	–	–	2826-700	POA
10	5/16	1-1/2	–	–	2826-710	POA
10	3/8	1-1/2	–	–	2826-720	POA
10	7/16	1-1/2	2822-730	1014.28	2826-730	POA
10	1/2	1-1/2	2822-740	1052.58	2826-740	POA
10	9/16	1-1/2	–	–	2826-750	POA
10	5/8	1-1/2	–	–	2826-760	POA
10	11/16	1-1/2	2822-770	1163.32	2826-770	POA
10	3/4	1-1/2	–	–	2826-780	POA
10	13/16	1-1/2	2822-790	1226.43	2826-790	POA
10	7/8	1-1/2	2822-800	1277.17	2826-800	POA
10	15/16	1-1/2	2822-810	1339.27	2826-810	POA
10	1	1-1/2	–	–	2826-820	POA
10	1-1/8	1-1/2	2822-830	1610.00	–	–
10	1-1/4	1-1/2	2822-840	1782.50	–	–
10	1-1/2	1-1/2	2822-850	457.75	–	–
12	5/16	1-1/2	–	–	2826-858	POA
12	3/8	1-1/2	–	–	2826-860	POA
12	7/16	1-1/2	–	–	2826-870	POA
12	1/2	1-1/2	–	–	2826-880	POA
12	9/16	1-1/2	–	–	2826-890	POA
12	5/8	1-1/2	2822-900	1614.60	2826-900	POA
12	11/16	1-1/2	–	–	2826-910	POA
12	3/4	1-1/2	–	–	2826-920	POA
12	13/16	1-1/2	–	–	2826-930	POA
12	7/8	1-1/2	–	–	2826-940	POA
12	15/16	1-1/2	–	–	2826-950	POA
12	1	1-1/2	–	–	2826-960	POA

WARNING: This product contains Cobalt and/or Nickel and/or Lead a chemical known to the state of California to cause cancer or birth defects or other reproductive harm. For more information: www.prop65.ca.gov. **WARNING:** Cutting tools may shatter. Always wear approved safety glasses and mask when regrinding.

Single Angle



Right Hand



Left Hand

2

DIAM.	FACE WIDTH	ARBOR HOLE	45° R.H. ORDER NO.	45° L.H. ORDER NO.	60° R.H. ORDER NO.	60° L.H. ORDER NO.	PRICE EACH
2-1/2	1/2	7/8	–	2831-210	2831-410	2831-610	$ 85.11
2-3/4	1/2	1	–	–	–	2831-620	95.35
3	1/2	1	–	–	–	2831-625	115.60
3	3/4	1	–	–	–	2831-640	186.18
3	1/2	1-1/4	–	2831-250	–	2831-650	115.60
3	5/8	1-1/4	–	2831-260	2831-460	2831-660	167.63
3	3/4	1-1/4	–	–	2831-470	2831-670	186.18
4	1/2	1-1/4	–	2831-280	–	2831-680	243.56
4	3/4	1-1/4	–	2831-290	2831-490	2831-690	268.04
4	1	1-1/4	–	–	–	2831-700	268.04
4-1/2	1/2	1-1/4	–	2831-305	–	–	62.15
5	3/4	1-1/4	–	2831-310	2831-510	–	309.66
5	1	1-1/4	–	2831-320	2831-520	2831-720	291.96
6	3/4	1-1/4	–	2831-330	2831-530	2831-730	414.34
6	1	1-1/4	–	2831-340	–	2831-740	493.65
6	1-1/4	1-1/4	–	–	–	2831-750	537.75

Double Angle

2

DIAM.	FACE WIDTH	ARBOR HOLE	45° ORDER NO.	60° ORDER NO.	90° ORDER NO.	PRICE EACH
3	3/4	1-1/4	–	2835-245	2835-445	$38.05
4	1/2	1	2835-035	–	–	49.05
6	3/4	1-1/4	2835-100	–	–	423.83
6	1-1/4	1-1/4	2835-115	–	–	640.67
6	1-1/2	1-1/4	2835-120	–	–	614.54

Corner Rounding –Arbor Type



Right Hand

Left Hand

2

CIRCLE RADIUS	CUT. DIAM.	ARBOR HOLE	R.H. ORDER NO.	PRICE EACH	L.H. ORDER NO.	PRICE EACH
1/8	2	7/8	2834-010	$ 77.63	2834-310	$ 77.63
1/8	2-1/2	1	2834-020	79.58	2834-320	79.58
1/4	2-1/4	7/8	2834-050	105.23	–	–
5/16	2-3/4	1	–	–	2834-370	171.93
5/16	3	1	2834-080	192.48	2834-380	192.48
3/8	3	1	2834-090	157.03	2834-390	157.03
3/8	3-3/4	1-1/4	2834-100	157.03	2834-400	157.03
7/16	3-1/4	1	2834-110	204.76	2834-410	204.76
1/2	3-1/4	1	–	–	2834-420	209.82
1/2	4-1/2	1-1/4	2834-130	213.84	2834-430	213.84
9/16	3-1/2	1	–	–	2834-440	264.21
5/8	3-1/2	1	2834-150	236.33	2834-450	236.33
5/8	4-1/4	1-1/4	–	–	2834-460	241.79
7/8	4-1/2	1-1/4	2834-180	379.50	2834-480	379.50
1	4-1/2	1-1/4	–	–	2834-490	386.80

Carbide Tipped Milling Cutters

Closeout!

2

DIA.	FACE WIDTH	ARBOR HOLE	NO. OF TEETH	FOR CAST IRON ORDER NO.	FOR CAST IRON PRICE EACH	FOR STEEL ORDER NO.	FOR STEEL PRICE EACH
4	3/8	1	6	3856-908*	$327.60	–	–
4	5/8	1-1/4	10	3035-302	110.50	3035-324	$121.10
4	3/4	1-1/4	10	3035-304	110.50	3035-336	540.00
5	9/16	1-1/4	12	–	–	3035-348	129.95
5	5/8	1-1/4	12	3035-308	135.75	3035-360	152.55
5	3/4	1-1/4	12	3035-310	153.75	3035-372	558.00
6	3/4	1-1/4	12	3035-316	188.00	3035-408	711.12
6	1	1-1/4	12	3035-320	897.48	3035-432	762.72

Involute Gear Cutters

High Speed Steel

RANGE OF CUTTERS:
Finishing Gear Milling Cutters are made with eight cutters for each pitch and are adapted to cut from a pinion of 12 teeth to a rack. The individual cutters for each pitch have a range as follows:

No. 1
will cut gears from 135 teeth to a rack

No. 2
will cut gears from 55 teeth to 134 teeth

No. 3
will cut gears from 35 teeth to 54 teeth

No. 4
will cut gears from 26 teeth to 34 teeth

No. 5
will cut gears from 21 teeth to 25 teeth

No. 6
will cut gears from 17 teeth to 20 teeth

No. 7
will cut gears from 14 teeth to 16 teeth

No. 8
will cut gears from 12 teeth to 13 teeth

WARNING: This product contains Cobalt and/or Nickel and/or Lead a chemical known to the state of California to cause cancer or birth defects or other reproductive harm. For more information: www.prop65.ca.gov. **WARNING:** Cutting tools may shatter. Always wear approved safety glasses and mask when regrinding.

2

	DIAM. PITCH	CUT. DIAM.	ARBOR HOLE	1	2	3	4	5	6	7	8	PRICE EACH
14-1/2° PRESSURE ANGLE	1	8-1/2	2	2840-010	2840-020	2840-030	2840-040	2840-050	2840-060	2840-070	2840-080	$1970.10
	1-1/4	7-3/4	2	2840-090	2840-100	2840-110	2840-120	2840-130	2840-140	2840-150	2840-160	1386.00
	1-1/2	7	1-3/4	2840-170	2840-180	2840-190	2840-200	2840-210	2840-220	2840-230	2840-240	985.05
	1-3/4	6-1/2	1-3/4	2840-250	2840-260	2840-270	2840-280	2840-290	2840-300	2840-310	2840-320	841.50
	2	5-3/4	1-1/2	2840-330	2840-340	2840-350	2840-360	2840-370	2840-380	2840-390	2840-400	539.25
	2-1/2	5-3/4	1-1/2	2840-410	–	2840-430	2840-440	2840-450	–	–	2840-480	420.33
	3	5-1/4	1-1/2	2840-490	2840-500	2840-510	2840-520	2840-530	2840-540	2840-550	2840-560	367.40
	3	4-3/4	1-1/4	2840-570	–	2840-590	2840-600	2840-610	–	–	2840-640	295.98
	4	4-1/2	1-1/2	2840-650	2840-660	2840-670	2840-680	2840-690	2840-700	2840-710	2840-720	223.20
	4	4-1/4	1-1/4	2840-730	2840-740	2840-750	2840-760	2840-770	2840-780	2840-790	2840-800	208.30
	4	3-5/8	1	2840-810	2840-820	2840-830	2840-840	2840-850	2840-860	–	2840-880	183.71
	5	3-3/4	1-1/4	–	2840-900	2840-910	2840-920	2840-930	–	2840-950	2840-960	164.30
	5	3-3/8	1	2840-970	2840-980	2840-990	2841-000	2841-010	2841-020	2841-030	2841-040	159.35
	6	3-1/2	1-1/4	2841-050	2841-060	2841-070	2841-080	2841-090	2841-100	2841-110	2841-120	147.24
	6	3-1/8	1	2841-130	–	–	2841-160	2841-170	–	–	2841-200	129.14
	7	3-3/8	1-1/4	2841-210	2841-220	2841-230	2841-240	2841-250	2841-260	2841-270	2841-280	147.24
	7	2-7/8	1	2841-290	2841-300	2841-310	–	2841-330	2841-340	2841-350	2841-360	129.53
	8	3-1/4	1-1/4	2841-370	2841-380	2841-390	2841-400	–	2841-420	2841-430	2841-440	123.88
	9	2-3/4	1	2841-530	2841-540	2841-550	2841-560	2841-570	2841-580	2841-590	2841-600	106.18
	10	3	1-1/4	–	–	–	–	2841-650	2841-660	2841-670	2841-680	31.35
	10	2-3/4	1	–	–	–	–	–	–	2841-750	2841-760	95.89
	10	2-3/8	7/8	–	–	–	–	–	–	–	2841-840	84.58
	11	2-3/8	7/8	2841-850	2841-860	2841-870	2841-880	2841-890	2841-900	–	2841-920	84.58
	12	2-7/8	1-1/4	–	2841-940	–	–	2841-970	2841-980	2841-990	2842-000	28.45
	12	2-5/8	1	2842-010	–	–	–	–	–	–	–	84.58
	12	2-1/4	7/8	2842-090	–	2842-110	–	–	–	–	–	74.73
	14	2-1/2	1	2842-170	–	–	2842-200	2842-210	2842-220	–	2842-240	85.24
	14	2-1/8	7/8	2842-250	–	2842-270	–	2842-290	–	2842-310	–	72.81
	16	2-1/2	1	–	–	–	–	2842-370	–	–	2842-400	85.24
	16	2-1/8	7/8	2842-410	–	–	–	–	–	–	2842-470	72.81
	18	2-3/8	1	2842-480	–	2842-500	–	–	2842-530	2842-540	–	77.44
	18	2	7/8	2842-560	2842-570	2842-580	–	2842-600	2842-610	2842-620	2842-630	64.85
	20	2-3/8	1	–	2842-650	–	–	2842-680	–	2842-700	–	77.44
	20	2	7/8	2842-720	2842-730	2842-740	–	2842-760	2842-770	2842-780	–	64.85
	22	2	7/8	2842-800	2842-810	2842-820	2842-830	2842-840	2842-850	2842-860	2842-870	64.85
	24	2-1/4	1	–	–	–	–	–	2842-930	2842-940	2842-950	77.44
	24	1-3/4	7/8	2842-960	–	2842-980	2842-990	2843-000	2843-010	2843-020	2843-030	64.85
	266	1-3/4	7/8	2843-040	2843-050	2843-060	2843-070	2843-080	2843-090	2843-100	2843-200	64.85
	28	1-3/4	7/8	2843-220	2843-230	2843-240	2843-250	2843-260	2843-270	2843-280	2843-290	64.85
	30	1-3/4	7/8	2843-300	2843-310	2843-320	2843-330	2843-340	2843-350	2843-360	2843-370	64.85
	32	1-3/4	7/8	2843-380	2843-390	–	2843-410	2843-420	–	2843-440	2843-450	60.45
	36	1-3/4	7/8	2843-460	2843-470	2843-480	2843-490	2843-500	2843-510	2843-520	2843-530	60.45
	40	1-3/4	7/8	2843-540	2843-550	2843-560	2843-570	2843-580	2843-590	2843-600	2843-610	60.45
	48	1-3/4	7/8	2843-620	2843-630	–	2843-650	2843-660	2843-670	2843-680	2843-690	60.45
SPECIAL 20° PRESSURE ANGLE	1	8-1/2	2	2850-010	2850-020	–	2850-040	–	2850-060	2850-070	2850-080	2484.00
	1-1/4	7-3/4	2	2850-090	2850-100	–	2850-120	2850-130	–	–	–	1863.00
	1-3/4	6-1/2	1-3/4	–	–	2850-270	2850-280	2850-290	–	2850-310	2850-320	1138.50
	2	5-3/4	1-1/2	–	–	–	2850-360	–	–	–	–	879.75
	2-1/2	5-3/4	1-1/2	2850-410	–	–	2850-440	2850-450	–	–	–	755.55
	3	5-1/4	1-1/2	2850-490	–	2850-510	–	2850-530	2850-540	2850-550	2850-560	121.00
	3	4-3/4	1-1/4	2850-570	–	–	–	2850-610	–	–	2850-640	615.83
	4	4-1/4	1-1/4	2850-650	–	–	2850-680	–	–	2850-710	–	507.15
	4	3-5/8	1	–	–	–	2850-760	–	2850-780	–	–	465.75
	5	3-3/4	1-1/4	2850-810	–	–	–	–	2850-860	2850-870	2850-880	486.45
	5	3-3/8	1	–	2850-900	2850-910	–	2850-930	2850-940	2850-950	2850-960	408.83
	6	3-1/2	1-1/4	2850-970	–	–	–	2851-010	–	2851-030	2851-040	320.85
	7	2-7/8	1	2851-130	–	–	2851-160	2851-170	2851-180	2851-190	–	388.13
	8	3-1/4	1-1/4	–	–	–	–	–	–	2851-270	2851-280	274.28
	9	2-3/4	1	2851-370	2851-380	2851-390	–	2851-410	2851-420	2851-430	2851-440	185.27
	10	3	1-1/4	2851-450	–	2851-470	2851-480	–	2851-500	2851-510	2851-520	73.15
	10	2-3/4	1	–	–	–	–	–	–	2851-590	2851-600	201.83
	10	2-3/8	7/8	2851-610	2851-620	2851-630	2851-640	2851-650	2851-660	2851-670	2851-680	181.13
	11	2-5/8	1	2851-690	2851-700	2851-710	2851-720	2851-730	2851-740	2851-750	2851-760	201.83
	11	2-3/8	7/8	2851-770	2851-780	2851-790	2851-800	2851-810	2851-820	2851-830	2851-840	181.13
	12	2-7/8	1-1/4	2851-850	–	–	2851-880	2851-890	–	2851-910	–	52.05
	12	2-5/8	1	2851-930	–	–	–	–	–	–	–	194.58
	12	2-1/4	7/8	2852-010	2852-020	–	2852-040	–	2852-060	2852-070	2852-080	170.78
	14	2-1/2	1	2852-090	2852-100	2852-110	2852-120	2852-130	2852-140	2852-150	2852-160	129.38
	14	2-1/8	7/8	2852-170	2852-180	2852-190	2852-200	2852-210	2852-220	2852-230	2852-240	95.22
	16	2-1/2	1	–	–	–	–	–	2852-300	–	–	142.83
	16	2-1/8	7/8	2852-330	2852-340	–	2852-360	2852-370	2852-380	2852-390	2852-400	102.47
	18	2-3/8	1	2852-410	2852-420	2852-430	2852-440	2852-450	2852-460	2852-470	2852-480	142.83
	18	2	7/8	2852-490	2852-500	2852-510	2852-520	2852-530	2852-540	2852-550	2852-560	101.43
	20	2-3/8	1	–	–	–	–	–	2852-620	2852-630	2852-640	142.83
	20	2	7/8	2852-650	2852-660	–	2852-680	–	–	2852-710	2852-720	101.43
	22	2-1/4	1	2852-730	–	–	2852-760	2852-770	2852-780	2852-790	2852-800	171.35
	22	2	7/8	2852-810	2852-820	2852-830	2852-840	2852-850	2852-860	2852-870	2852-880	101.43
	24	2-1/4	1	–	2852-900	–	2852-920	2852-930	–	2852-950	2852-960	154.22
	24	1-3/4	7/8	2852-970	2852-980	–	2853-000	2853-010	2853-020	2853-030	2853-040	113.85
	26	2-1/4	1	2853-050	2853-060	2853-070	2853-080	2853-090	2853-100	2853-110	2853-120	154.22
	26	1-3/4	7/8	2853-130	2853-140	2853-150	2853-160	2853-170	2853-180	2853-190	2853-200	113.85
	28	2-1/4	1	2853-210	–	2853-230	–	2853-250	2853-260	2853-270	2853-280	153.18
	28	1-3/4	7/8	2853-290	2853-300	2853-310	–	–	2853-340	2853-350	2853-360	113.85
	30	2-1/4	1	2853-370	2853-380	2853-390	2853-400	2853-410	2853-420	2853-430	2853-440	153.18
	30	1-3/4	7/8	2853-450	2853-460	2853-470	2853-480	2853-490	2853-500	2853-510	2853-520	113.85
	32	2-1/4	1	–	–	–	2853-560	2853-570	2853-580	2853-590	2853-600	153.18
	32	1-3/4	7/8	2853-610	2853-620	2853-630	2853-640	–	2853-660	2853-670	2853-680	113.85
	36	2-1/4	1	2853-690	2853-700	2853-710	2853-720	2853-730	2853-740	2853-750	2853-760	153.18
	36	1-3/4	7/8	2853-770	2853-780	2853-790	2853-800	2853-810	2853-820	2853-830	2853-840	113.85
	40	2-1/4	1	2853-850	2853-860	2853-870	2853-880	2853-890	2853-900	2853-910	2853-920	153.18
	40	1-3/4	7/8	2853-930	2853-940	2853-950	2853-960	2853-970	2853-980	2853-990	2854-000	113.85
	48	2-1/4	1	2854-010	–	2854-030	2854-040	2854-050	2854-060	2854-070	2854-080	153.18
	48	1-3/4	7/8	–	2854-100	2854-110	2854-120	2854-130	2854-140	2854-150	2854-160	113.85

Shell End Mills & Arbors

WARNING: This product contains Cobalt and/or Nickel and/or Lead a chemical known to the state of California to cause cancer or birth defects or other reproductive harm. For more information: www.prop65.ca.gov. WARNING: Cutting tools may shatter. Always wear approved safety glasses and mask when regrinding.

Pittsburg® ALLEGHANY

High Speed Steel

Right Hand

Left Hand

2

DIAM.	WIDTH	ARBOR HOLE	NO. OF TEETH	RIGHT HAND ORDER NO.	RIGHT HAND PRICE EACH	LEFT HAND ORDER NO.	LEFT HAND PRICE EACH
1-1/4	1	1/2	8	2727-080	$ 64.82	2731-080†	$ 64.80
1-1/2	1-1/8	1/2	8	2727-096	70.43	2731-096†	66.83
1-3/4	1-1/4	3/4	8	2727-112	85.76	2731-112†	85.32
2	1-3/6	3/4	8	2727-128	95.94	2731-128†	101.48
2-1/4	1-1/2	1	10	2727-144	107.06	2731-144†	116.06
2-1/2	1-5/8	1	10	2727-160	126.66	2731-160†	124.20
2-3/4	1-5/8	1	10	2727-176	158.89	2731-176†	162.81
3	1-3/4	1-1/4	10	2727-192	181.23	2731-192†	191.70
3-1/2	1-7/8	1-1/4	12	2727-224	247.17	2731-224†	256.86
4	2-1/4	1-1/2	12	2727-256	303.73	2731-256†	322.65
4-1/2	2-1/4	1-1/2	14	–	–	2731-288†	419.40
5	2-1/4	1-1/2	14	2727-320	470.64	2731-320†	540.00
5-1/2	2-1/4	2	16	2727-352	667.84	2731-352†	718.20
6	2-1/4	2	16	2727-384	692.94	2731-384†	787.50

† Limited Quantities

Pittsburg® ALLEGHANY

For Aluminum – High Speed Steel

2

DIAM.	WIDTH	ARBOR HOLE	NO, OF FLUTES	ORDER NO.	PRICE EACH
1-1/2	1-1/8	1/2	4	2727-596	79.56
3	1-3/4	1-1/4	6	2727-692	196.56
4	2-1/4	1-1/2	6	2727-756	315.90
5	2-1/4	1-1/2	8	2727-820	570.96
5-1/2	2-1/4	2	8	2727-852†	748.80
6	2-1/4	2	8	2727-884	863.46

† Limited Quantities

Carbide Tipped

For Cast Iron

2

DIAM.	NO. OF TEETH	OVERALL LENGTH	WIDTH	DEPTH	DIAM. OF HOLE	ORDER NO.	PRICE EACH
1-1/2	6	1-1/8	1/4	5/32	1/2	3035-512	$347.36
2	4	1-3/8	5/16	3/16	3/4	3035-524	483.50
2-1/4	4	1-1/2	5/16	7/32	1	3035-530	523.54
2-1/2	8	1-5/8	3/8	7/32	1	3035-536	548.70
2-3/4	6	1-5/8	3/8	7/32	1	3035-542	556.82
3	6	1-3/4	1/2	9/32	1-1/4	3035-548	626.08
4	10	2-1/4	5/8	3/8	1-1/2	3035-560	966.68
5	10	2-1/4			1-1/2	3035-572	301.05
6	12	2-1/4			2	3035-584	361.30

For Steel

2

DIAM.	NO. OF TEETH	OVERALL LENGTH	WIDTH	DEPTH	DIAM. OF HOLE	ORDER NO.	PRICE EACH
1-1/2	6	1-1/8	1/4	5/32	1/2	3035-612	$347.36
2-1/2	6	1-5/8	3/8	7/32	1	3035-636	548.70
4	10	2-1/4	5/8	3/8	1-1/2	3035-660	966.68
5	10	2-1/4			1-1/2	3035-672	319.50
6	12	2-1/4			2	3035-684	383.45

Broaches- High Speed Steel

WARNING: This product contains Cobalt and/or Nickel and/or Lead a chemical known to the state of California to cause cancer or birth defects or other reproductive harm. For more information: www.prop65.ca.gov. **WARNING:** Cutting tools may shatter. Always wear approved safety glasses and mask when regrinding.

5

duMONT Minute Man® Industrial Broaches

HS Hassay Savage

MADE IN USA

Hexagon

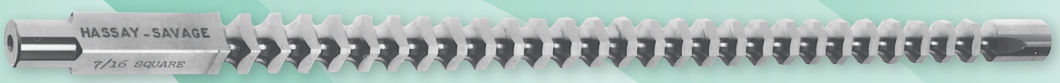

HEX SIZE	TOLERANCE	DIAGONAL DIMENSION	PILOT DIAM.	DRILL SIZE	BROACH LENGTH	MINIMUM LENGTH OF CUT	MAXIMUM LENGTH OF CUT	PRESSURE FOR MAX. L/C	ORDER NO.	PRICE EACH
1/8	.1255 - .1260	.1450 - .1470	.1245	1/8	4-5/8	3/16	3/8	120 lbs.	2900-008	$ 230.91
5/32	.1565 - .1570	.1800 - .1820	.1557	5/32	5-1/2	1/4	1/2	340 lbs.	2900-010	266.82
3/16	.1880 - .1890	.2145 - .2155	.1870	3/16	5-9/16	1/4	5/8	520 lbs.	2900-012	245.49
7/32	.2190 - .2200	.2500 - .2520	.2182	7/32	6	1/4	3/4	890 lbs.	2900-014	293.05
1/4	.2505 - .2515	.2865 - .2875	.2495	1/4	6-1/2	1/4	3/4	1,250 lbs.	2900-016	245.49
9/32	.2815 - .2825	.3220 - .3240	.2807	9/32	7-3/4	3/8	1	1,650 lbs.	2900-018	308.01
5/16	.3130 - .3140	.3580 - .3590	.3120	5/16	8-1/4	3/8	1	2,175 lbs.	2900-020	257.15
11/32	.3440 - .3450	.3950 - .3970	.3432	11/32	8-1/4	3/8	1-1/4	3,500 lbs.	2900-022	376.32
3/8	.3755 - .3765	.4300 - .4310	.3745	3/8	9	3/8	1-1/4	3,700 lbs.	2900-024	305.27
13/32	.4065 - .4075	.4670 - .4690	.4057	13/32	10	1/2	1-3/8	4,100 lbs.	2900-026	454.88
7/16	.4385 - .4395	.5020 - .5030	.4370	7/16	10-3/4	1/2	1-3/8	4,575 lbs.	2900-028	384.65
15/32	.4690 - .4700	.5390 - .5410	.4682	15/32	12-3/8	1/2	1-3/8	4,700 lbs.	2900-030	548.97
1/2	.5005 - .5015	.5740 - .5750	.4995	1/2	12-1/2	1/2	1-3/8	5,300 lbs.	2900-032	448.58
9/16	.5630 - .5640	.6480 - .6500	.5620	9/16	14-1/4	1/2	1-1/2	6,700 lbs.	2900-036	548.65
5/8	.6260 - .6270	.7170 - .7185	.6245	5/8	16-7/8	5/8	1-5/8	7,250 lbs.	2900-040	630.15
11/16	.6880 - .6890	.7930 - .7950	.6870	11/16	17	5/8	1-5/8	9,300 lbs.	2900-044	695.84
3/4	.7510 - .7520	.8610 - .8625	.7495	3/4	17-7/8	5/8	1-5/8	13,500 lbs.	2900-048	734.55
7/8	.8755 - .8765	1.0060 - .10075	.8745	7/8	18-7/8	5/8	1-5/8	18,500 lbs.	2900-056	1154.91
1	1.0020 - 1.0030	1.1520 - 1.1530	.9995	1	19-7/8	5/8	1-5/8	22,050 lbs.	2900-064	1211.19

Standard Inch Square

SIZE SQUARE	TOLERANCE	DIMENSION ACROSS CORNERS	PILOT DIAM.	DRILL SIZE	BROACH LENGTH	MINIMUM LENGTH OF CUT	MAXIMUM LENGTH OF CUT	PRESSURE FOR MAX. L/C	ORDER NO.	PRICE EACH
1/8	.1250 - .1260	.1750 - .1770	.1280	#30	4-5/8	3/16	1/2	700 lbs.	2901-008	$199.59
5/32	.1565 - .1575	.2180 - .2200	.1585	#21	5-5/8	1/4	1/2	800 lbs.	2901-010	227.05
3/16	.1880 - .1890	.2620 - .2640	.1930	#10	5-11/16	1/4	5/8	1,120 lbs.	2901-012	201.34
7/32	.2190 - .2200	.3050 - .3070	.2275	#1	6-7/8	1/4	3/4	1,580 lbs.	2901-014	227.05
1/4	.2505 - .2515	.3500 - .3520	.2651	17/64	7	1/4	3/4	1,740 lbs.	2901-016	199.59
9/32	.2815 - .2825	.3930 - .3950	.2964	19/64	7-1/4	3/8	1	2,300 lbs.	2901-018	248.27
5/16	.3130 - .3140	.4370 - .4390	.3276	21/64	8-1/8	3/8	1	2,630 lbs.	2901-020	202.89
11/32	.3440 - .3450	.4810 - .4830	.3589	23/64	9-5/8	3/8	1-1/4	3,050 lbs.	2901-022	326.22
3/8	.3755 - .3765	.5230 - .5250	.3901	25/64	9-7/8	3/8	1-1/4	3,625 lbs.	2901-024	261.37
13/32	.4065 - .4075	.5680 - .5700	.4214	27/64	10-7/8	1/2	1-3/8	5,200 lbs.	2901-026	389.31
7/16	.4385 - .4395	.6110 - .6130	.4526	29/64	11-3/8	1/2	1-3/8	5,700 lbs.	2901-028	331.02
15/32	.4690 - .4700	.6560 - .6580	.4995	1/2	12-1/2	1/2	1-3/8	5,900 lbs.	2901-030	512.63
1/2	.5005 - .5015	.6970 - .6990	.5307	17/32	12-5/8	1/2	1-3/8	6,000 lbs.	2901-032	381.20
9/16	.5630 - .5640	.7860 - .7880	.5932	19/32	14-7/8	1/2	1-1/2	6,200 lbs.	2901-036	491.54
5/8	.6260 - .6270	.8710 - .8730	.6557	21/32	16-13/16	5/8	1-5/8	7,100 lbs.	2901-040	576.04
11/16	.6885 - .6895	.9610 - .9630	.7495	3/4	18-1/2	5/8	1-5/8	7,300 lbs.	2901-044	668.40
3/4	.7510 - .7520	1.0450 - 1.0470	.8120	13/16	18-7/8	5/8	1-5/8	8,600 lbs.	2901-048	775.37
7/8	.8765 - .8775	1.2280 - 1.0300	.9370	15/16	22-3/4	1/2	2	12,000 lbs.	2901-056	1119.36
1	1.0020 - 1.0030	1.4030 - 1.4050	1.0932	1-3/32	24-1/2	1/2	2	12,500 lbs.	2901-064	1193.88

Broaches– High Speed Steel

WARNING: This product contains Cobalt and/or Nickel and/or Lead a chemical known to the state of California to cause cancer or birth defects or other reproductive harm. For more information: www.prop65.ca.gov. **WARNING:** Cutting tools may shatter. Always wear approved safety glasses and mask when regrinding.

duMONT Minute Man® Industrial Broaches

HS Hassay Savage

MADE IN USA

Keyway

BROACH	KEYWAY WIDTH TOL.	DIMENSIONS IN INCHES	NO. OF SHIMS	MINIMUM LENGTH OF CUT	MAXIMUM LENGTH OF CUT	PRESSURE REQUIRED FOR MAX. l/c	MADE IN U.S.A. ORDER NO.	MADE IN U.S.A. PRICE EACH
1/16-A	.0625 - .0635	1/8 x 5-1/4	0	13/64	1-1/8	270 lbs.	2880-041	$ 102.85
3/32-A	.0937 - .0947	1/8 x 5-1/4	0	13/64	1-1/8	810 lbs.	2880-061	102.85
1/8-A	.1252 - .1262	1/8 x 5-1/4	1	13/64	1-1/8	720 lbs.	2880-081	102.85
3/32-B	.0937 - .0947	3/16 x 7	0	19/64	1-11-16	990 lbs.	2880-062	122.19
1/8-B	.1252 - .1262	3/16 x 7	1	19/64	1-11-16	780 lbs.	2880-082	122.19
5/32-B	.1564 - .1574	3/16 x 7	1	19/64	1-11-16	1,560 lbs.	2880-102	122.19
3/16-B	.1877 - .1887	3/16 x 7	1	19/64	1-11-16	2,100 lbs.	2880-122	122.19
3/16-C	.1877 - .1887	3/8 x 11-7/8	1	13/32	2-1/2	1,440 lbs.	2880-123	154.03
1/4-C	.2502 - .2512	3/8 x 11-7/8	1	13/32	2-1/2	2,580 lbs.	2880-163	154.03
5/16-C	.3127 - .3137	3/8 x 11-7/8	1	13/32	2-1/2	4,200 lbs.	2880-203	154.03
3/8-C	.3755 - .3765	3/8 x 11-7/8	2	13/32	2-1/2	3,600 lbs.	2880-243	154.03
5/16-D	.3127 - .3137	9/16 x 13-7/8	1	3/4	6	9,250 lbs.	2880-204	235.53
3/8-D	.3755 - .3765	9/16 x 13-7/8	2	3/4	6	8,000 lbs.	2880-244	235.53
7/16-D	.4380 - .4390	9/16 x 13-7/8	2	3/4	6	11,750 lbs.	2880-284	235.53
1/2-D	.5006 - .5016	9/16 x 13-7/8	3	3/4	6	11,000 lbs.	2880-324	235.53
5/8-E	.6260 - .6270	3/4 x 15-1/4	4	3/4	6	11,500 lbs.	2880-405	393.12
3/4-E	.7515 - .7525	3/4 x 15-1/4	5	3/4	6	13,500 lbs.	2880-485	393.12
7/8-F	.8765 - .8775	1 x 19-1/4	6	3/4	6	11,000 lbs.	2880-566	809.24
1-F	1.0015 - 1.0025	1 x 19-1/4	7	3/4	6	14,000 lbs.	2880-646	809.24

NOTICE!

If your application cannot be handled with the broaches listed, we can supply special broaches.
Send us your print for quotation.

Metric Keyway

BROACH	J-9 KEYWAY WIDTH TOL. IN INCHES	FOR STANDARD MILLIMETER KEYS	DIMENSION OF BROACH IN INCHES	NO. OF SHIMS	MINIMUM LENGTH OF CUT IN INCHES	MAXIMUM LENGTH OF CUT IN INCHES	PRESSURE REQUIRED FOR MAX. L/C	ORDER NO.	PRICE EACH
2 mm-A	.0787 - .0792	2 mm x 2 mm	1/8 x 5-1/4	0	13/64	1-1/8	510 lbs.	2890-021	$ 102.85
3 mm-A	.1181 - .1186	3 mm x 3 mm	1/8 x 5-1/4	1	13/64	1-1/8	720 lbs.	2890-031	102.85
4 mm-B	.1575 - .1580	4 mm x 4 mm	1/4 x 7	1	19/64	1-11/16	1,140 lbs.	2890-042	122.19
5 mm-B	.1968 - .1973	5 mm x 5 mm	1/4 x 7	1	19/64	1-11/16	2,040 lbs.	2890-052	122.19
5 mm-C	.1968 - .1973	5 mm x 5 mm	3/8 x 11-7/8	1	13/32	2-1/2	1,680 lbs.	2890-053	154.17
6 mm-C	.2362 - .2367	6 mm x 6 mm	3/8 x 11-7/8	1	13/32	2-1/2	1,890 lbs.	2890-063	154.17
8 mm-C	.3150 - .3155	8 mm x 7 mm	3/8 x 11-7/8	1	13/32	2-1/2	3,995 lbs.	2890-083	154.17
10 mm-D	.3937 - .3942	10 mm x 8 mm	9/16 x 13-7/8	2	3/4	6	8,100 lbs.	2890-104	235.53
12 mm-D	.4724 - .4730	12 mm x 8 mm	9/16 x 13-7/8	2	3/4	6	10,550 lbs.	2890-124	235.53
14 mm-D	.5512 - .5519	14 mm x 9 mm	9/16 x 13-7/8	2	3/4	6	11,090 lbs.	2890-144	235.53
16 mm-E	.6299 - .6306	16 mm x 10 mm	3/4 x 15-1/4	3	3/4	6	11,375 lbs.	2890-165	393.12
18 mm-E	.7087 - .7093	18 mm x 11 mm	3/4 x 15-1/4	3	3/4	6	12,000 lbs.	2890-185	393.12
20 mm-F	.7874 - .7883	20 mm x 12 mm	1 x 19-1/4	3	3/4	6	11,000 lbs.	2890-206	809.24
22 mm-F	.8661 - .8669	22 mm x 14 mm	1 x 19-1/4	4	3/4	6	11,200 lbs.	2890-226	809.24
24 mm-F	.9449 - .9458	24 mm x 14 mm	1 x 19-1/4	4	3/4	6	13,075 lbs.	2890-246	809.24
25 mm-F	.9842 - .9851	25 mm x 14 mm	1 x 19-1/4	4	3/4	6	13,275 lbs.	2890-256	809.24

NOTICE!

Pressures listed are for max length of cut. If these lengths must be exceeded a special broach should be ordered.

Keyway Bushings

DIAM.	LENGTH	ORDER NO.	PRICE EACH
'A' BUSHINGS FOR 'A' BROACHES			
1/4	1-1/8	2884-016	$24.99
5/16	1-1/8	2884-020	24.99
3/8	1-1/8	2884-024	24.99
7/16	1-1/8	2884-028	24.99
1/2	1-1/8	2884-032	24.99
'B' BUSHINGS FOR 'B' BROACHES			
1/2	1-11/16	2884-132	$22.01
9/16	1-11/16	2884-136	22.01
5/8	1-11/16	2884-140	22.01
11/16	1-11/16	2884-144	22.01
3/4	1-11/16	2884-148	22.01
13/16	1-11/16	2884-152	22.01
7/8	1-11/16	2884-156	22.01

DIAM.	LENGTH	ORDER NO.	PRICE EACH
'C' BUSHINGS FOR 'C' BROACHES			
3/4	2-1/2	2884-348	$28.20
13/16	2-1/2	2884-352	28.20
7/8	2-1/2	2884-356	28.20
15/16	2-1/2	2884-360	28.20
1	2-1/2	2884-364	28.20
1-1/16	2-1/2	2884-368	28.20
1-1/8	2-1/2	2884-372	31.23
1-3/16	2-1/2	2884-376	32.90
1-1/4	2-1/2	2884-380	32.90
1-5/16	2-1/2	2884-384	32.90
1-3/8	2-1/2	2884-388	32.90
1-7/16	2-1/2	2884-392	32.90
1-1/2	2-1/2	2884-396	32.90
1-9/16	2-1/2	2884-400	32.90
'D' PLAIN BUSHINGS FOR 'D' BROACHES			
1-7/16	4	2884-592	$34.38
1-1/2	4	2884-596	34.38
1-9/16	4	2884-600	35.94
1-5/8	4	2884-604	35.94
1-11/16	4	2884-608	46.82
1-3/4	4	2884-612	46.82
1-13/16	5	2884-616	48.48
1-7/8	5	2884-620	48.48
1-15/16	5	2884-624	49.98
2	5	2884-628	49.98

DIAM.	LENGTH	ORDER NO.	PRICE EACH
2-1/16	5	2884-632	$49.98
2-1/8	5	2884-636	49.98
2-3/16	5	2884-640	51.52
2-1/4	5	2884-644	65.56
2-5/16	5	2884-648	65.56
2-3/8	6	2884-652	68.76
2-7/16	6	2884-656	68.76
2-1/2	6	2884-660	68.76
2-9/16	6	2884-664	89.11
2-5/8	6	2884-668	89.11
2-11/16	6	2884-672	89.11
2-3/4	6	2884-676	89.11
2-13/16	6	2884-680	89.11
2-7/8	6	2884-684	89.11
2-15/16	6	2884-688	90.60
3	6	2884-692	90.60
'E' PLAIN BUSHINGS FOR 'E' BROACHES			
2-5/16	6	2884-748	$76.56
2-3/8	6	2884-752	76.56
2-7/16	6	2884-756	78.04
2-13/16	6	2884-780	96.79
2-7/8	6	2884-784	96.79
2-15/16	6	2884-788	96.79
3	6	2884-792	96.79

X-tra Shim Sets For Keyway Bushings

SIZE	THICK-NESS	QTY. PER SET	ORDER NO.	PRICE EACH
1/8-A	.031	1	2882-081	$566.05
1/8-B	.031	1	2882-082	1.84
5/32-B	.042	1	2882-102	1.84
3/16-B	.050	1	2882-122	1.84
3/16-C	.050	1	2882-123	1.84
1/4-C	.062	1	2882-163	1.84
5/16-C	.078	2	2882-203	1.84
3/8-C	.062	2	2882-243	10.75
5/16-D	.078	2	2882-204	1.84
3/8-D	.062	2	2882-244	216.29
7/16-D	.075	3	2882-284	90.26
1/2-D	.062	3	2882-324	1.56
5/8-E	.062	4	2882-405	2.30
7/8-F	.062	6	2882-566	2.30
1-F	.062	7	2882-646	62.90

Keyway – Broach Sets

duMONT Minute Man Industrial Broaches

HS Hassay Savage

6

No. 10 Our best selling broach set.

Standard Set C-1 – 4 Broaches & 9 Collared Bushings • 18 Keyway Combinations				
KEYWAY SIZES	BROACH STYLE	BUSHING DIAMETERS (HOLE SIZES)	ORDER NO.	PRICE EACH
1/8 3/16	B B	1/2, 5/8, 3/4, 7/8	2903-030	$819.48
1/4 3/8	C C	1, 1-1/8, 1-1/4, 1-3/8, 1-1/2		

No. 00 The most common combinations for small keyways and bores.

Precision Set 1 – 3 Broaches & 5 Collared Bushings • 15 Keyway Combinations				
KEYWAY SIZES	BROACH STYLE	BUSHING DIAMETERS (HOLE SIZES)	ORDER NO.	PRICE EACH
1/16 3/32 1/8	A A A	1/4, 5/16, 3/8, 7/16, 1/2	2903-050	$469.42

No. 10A Same as No. 10 set, but for sixteenth-sized bores.

Standard Set C-1A – 4 Broaches & 9 Collared Bushings • 18 Keyway Combinations				
KEYWAY SIZES	BROACH STYLE	BUSHING DIAMETERS (HOLE SIZES)	ORDER NO.	PRICE EACH
1/8 3/16	B B	9/16, 11/16, 13/16	2903-040	$819.48
1/4 3/8	C C	15/16, 1-1/16, 1-3/16, 1-5/16, 1-7/16, 1-9/16		

No. 30A Same as No. 30 set, but for sixteenth-sized bores.

Standard Set C-2 – 3 Broaches & 9 Collared Bushings • 15 Keyway Combinations				
KEYWAY SIZES	BROACH STYLE	BUSHING DIAMETERS (HOLE SIZES)	ORDER NO.	PRICE EACH
1/8	B	9/16, 11/16, 13/16	2903-100	$341.80
3/16 1/4	C C	15/16, 1-1/16, 1-3/16, 1-5/16, 1-7/16, 1-9/16		

No. 10-10A Combines 10 and 10A sets. Features all 1/16" bore sizes for keyways 1/8" to 3/8".

Standard Set C-10 – 4 Broaches & 18 Collared Bushings • 36 Keyway Combinations				
KEYWAY SIZES	BROACH STYLE	BUSHING DIAMETERS (HOLE SIZES)	ORDER NO.	PRICE EACH
1/8 3/16	B B	1/2, 9/16, 5/8, 11/16, 3/4, 13/16, 7/8	2903-010	$1052.34
1/4 3/8	C C	15/16, 1, 1-1/16, 1-1/8, 1-3/16, 1-1/4, 1-5/16, 1-3/8, 1-7/16, 1-1/2, 1-9/16		

No. 40A The most common combinations for small keyways and bores.

Standard Set 3-D – 4 Broaches & 8 Plain Bushings • 32 Keyway Combinations				
KEYWAY SIZES	BROACH STYLE	BUSHING DIAMETERS (HOLE SIZES)	ORDER NO.	PRICE EACH
5/16 3/8	D D	1-1/2, 1-5/8, 1-3/4, 1-7/8,	2903-060	$1535.44
7/16 1/2	D D	2, 2-1/8, 2-1/4, 2-1/2		

Pittsburg® ALLEGHANY



1

4 Broaches & 9 Collared Bushings – 18 Keyway Combinations – Wood Case				
KEYWAY SIZES	BROACH STYLE	BUSHING DIAMETERS (HOLE SIZES)	ORDER NO.	PRICE EACH
1/8 3/16	II II	1/2, 5/8, 3/4, 7/8	3790-001	$244.45
1/4 3/8	III III	1, 1-1/8, 1-1/4, 1-3/8, 1-1/2		

No. 40 Same as No. 40A set, but for sixteenth-sized bores.

Standard Set 3-DA – 4 Broaches & 8 Plain Bushings – 32 Keyway Combinations				
KEYWAY SIZES	BROACH STYLE	BUSHING DIAMETERS (HOLE SIZES)	ORDER NO.	PRICE EACH
5/16 3/8	D D	1-7/16, 1-9/16, 1-11/16, 1-13/16,	2903-070	$1535.44
7/16 1/2	D D	1-15/16, 2-3/16, 2-7/16, 2-15/16		

No. 40-1/2A The most common combinations for medium keyways and bores.

Heavy Duty Set 4-E – 2 Broaches & 6 Plain Bushings • 12 Keyway Combinations				
KEYWAY SIZES	BROACH STYLE	BUSHING DIAMETERS (HOLE SIZES)	ORDER NO.	PRICE EACH
5/8	E	2-3/8, 2-1/2, 2-5/8,	2903-080	$1582.39
3/4	E	2-3/4, 2-7/8, 3		

No. 50 The most common combinations for medium & large keyways.

Heavy Duty Set 5 – 3 Broaches & 17 Plain Bushings • 29 Keyway Combinations				
KEYWAY SIZES	BROACH STYLE	BUSHING DIAMETERS (HOLE SIZES)	ORDER NO.	PRICE EACH
1/2	D	2, 2-1/16, 2-1/8, 2-3/16, 2-1/4, 2-5/16, 2-3/8, 2-7/16	2903-090	$2947.63
5/8 3/4	E E	2-1/2, 2-9/16, 2-5/8, 2-11/16, 2-3/4, 2-13/16, 2-7/8, 2-15/16, 3		

No. 70 Our most popular metric broach set.

Metric Set #18 – 4 Broaches & 13 Collared Bushings • 26 Keyway Combinations				
KEYWAY SIZES	BROACH STYLE	BUSHING DIAMETERS (HOLE SIZES) (mm)	ORDER NO.	PRICE EACH
4mm 5mm	B1 B1	12, 14, 15, 16	2903-140	$964.35
6mm 8mm	C C	18, 19, 20, 22, 24, 25, 26, 28, 30		

No. 80 The most common combinations for small keyways and bores.

Metric Set #24 – 3 Broaches & 12 Plain Bushings • 36 Keyway Combinations				
KEYWAY SIZES	BROACH STYLE	BUSHING DIAMETERS (HOLE SIZES) (mm)	ORDER NO.	PRICE EACH
10mm 12mm 14mm	D D D	32, 34, 35, 36, 38, 40, 42, 44, 45, 46, 48, 50	2903-160	$1509.99

T-Slot Cutters

High Speed Steel, Cobalt, Carbide Tipped, Roughing

WARNING: This product contains Cobalt and/or Nickel and/or Lead a chemical known to the state of California to cause cancer or birth defects or other reproductive harm. For more information: www.prop65.ca.gov. **WARNING:** Cutting tools may shatter. Always wear approved safety glasses and mask when regrinding.

High Speed Steel

Roughing

						1		2		2		1		1	
						Allegiance American Made		Pittsburg Allegheny		Pittsburg Allegheny		Allegiance American Made		Pittsburg Allegheny ROUGHING - COBALT	
BOLT SIZE	CUTTER DIAM.	FACE WIDTH	NECK DIAM.	SHANK DIAM.	OVERALL LENGTH	HSS ORDER NUMBER	PRICE EACH	HSS ORDER NUMBER	PRICE EACH	COBALT ORDER NUMBER	PRICE EACH	CARBIDE TIPPED ORDER NUMBER	PRICE EACH	COBALT ORDER NUMBER	PRICE EACH
1/4	9/16	15/64	17/64	1/2	2-19/32	2741-016	$ 107.24	2730-416	$ 47.52	2730-616	$ 78.85	2730-716	$152.60	–	–
5/16	21/32	17/64	21/64	1/2	2-11/16	2741-020	115.34	2730-420	52.27	2730-620	86.24	2730-720	159.00	–	–
3/8	25/32	21/64	13/32	3/4	3-1/4	2741-024	170.09	2730-424	65.34	2730-624	110.88	2730-724	200.00	–	–
1/2	31/32	25/64	17/32	3/4	3-7/16	2741-032	193.16	2730-432	74.84	2730-632	129.36	2730-732	217.90	2730-532	$ 141.68
5/8	1-1/4	31/64	21/32	1	3-15/16	2741-040	262.36	2730-440	101.57	2730-640	166.88	2730-740	288.10	2730-540	182.34
3/4	1-15/32	5/8	25/32	1	4-7/16	2741-048	307.00	2730-448	108.90	2730-648	189.28	2730-748	323.10	2730-548	200.82
1	1-27/32	53/64	1-1/32	1-1/4	4-13/16	2741-064	519.50	2730-464	189.09	2730-664	320.32	2730-764	425.10	2730-564	351.12
1-1/4	2-7/32	1-3/32	1-9/32	1-1/4	5-3/8	2741-080	685.60	2730-480	237.11	2730-680	394.24	2730-780	577.30	2730-580	425.04
1-1/2	2-21/32	1-11/32	1-17/32	1-1/4	5-29/32	2741-096	887.94	2730-496	302.94	2730-696	514.98	2730-796	673.10	2730-596	542.08

Long Shank T-Slot Milling Cutters

Staggered Tooth – Weldon Shank – High Speed Steel – or M42 Cobalt

TOLERANCE OF CUTTING DIA. (IN)		TOLERANCE OF CUTTING WIDTH (IN)
1	-.002 to -.007	-0., +.004
1-1/4	-.003 to -.007	
1-1/2	-.003 to -.007	
2	-.004 to -.009	



					2		1		1	
					Pittsburg Allegheny		Allegiance American Made		Allegiance American Made	
CUTTING DIA. (IN.)	CUTTING WIDTH (IN.)	SHANK DIA. (IN.)	NO. OF TEETH	OVERALL LENGTH (IN.)	COBALT ORDER NO.	PRICE EACH	COBALT ORDER NO.	PRICE EACH	HIGH SPEED STEEL ORDER NO.	PRICE EACH
1	1/8	5/8	8	4-15/16	2735-002	$ 144.96	2735-502	$220.10	2735-602	$ 170.50
1	3/16	5/8	8	4-15/16	2735-003	132.29	2735-503	220.10	2735-603	170.50
1	1/4	5/8	8	4-15/16	2735-004	132.29	2735-504	220.10	2735-604	170.50
1	5/16	5/8	8	4-15/16	2735-005	140.62	2735-505	220.10	2735-605	170.50
1	3/8	5/8	8	4-15/16	2735-006	140.62	2735-506	220.10	2735-606	170.50
1	1/2	5/8	8	4-15/16	2735-008	154.72	2735-508	220.10	2735-608	170.50
1	5/8	5/8	8	4-15/16	2735-010	154.72	2735-510	220.10	2735-610	170.50
1-1/4	1/8	3/4	8	5-1/8	2735-012	176.57	2735-512	275.40	2735-612	227.20
1-1/4	3/16	3/4	8	5-1/8	2735-013	158.52	2735-513	275.40	2735-613	227.20
1-1/4	1/4	3/4	8	5-1/8	2735-014	158.52	2735-514	275.40	2735-614	227.20
1-1/4	5/16	3/4	8	5-1/8	2735-015	164.65	2735-515	275.40	2735-615	227.20
1-1/4	3/8	3/4	8	5-1/8	2735-016	166.21	2735-516	275.40	2735-616	227.20
1-1/4	1/2	3/4	8	5-1/8	2735-018	184.84	2735-518	275.40	2735-618	227.20
1-1/4	5/8	3/4	8	5-1/8	2735-020	183.09	2735-520	275.40	2735-620	227.20
1-1/2	1/8	1	8	5-5/16	2735-022	205.91	2735-522	338.60	2735-622	263.60
1-1/2	3/16	1	8	5-5/16	2735-023	196.48	2735-523	338.60	2735-623	263.60
1-1/2	1/4	1	8	5-5/16	2735-024	209.10	2735-524	338.60	2735-624	263.60
1-1/2	5/16	1	8	5-5/16	2735-025	209.10	2735-525	338.60	2735-625	263.60
1-1/2	3/8	1	8	5-5/16	2735-026	233.11	2735-526	338.60	2735-626	263.60
1-1/2	1/2	1	8	5-5/16	2735-028	233.11	2735-528	338.60	2735-628	263.60
1-1/2	5/8	1	8	5-5/16	2735-030	233.11	2735-530	338.60	2735-630	263.60
2	3/16	1	10	5-11/16	2735-033	289.92	2735-533	525.10	2735-633	445.80
2	1/4	1	10	5-11/16	2735-034	251.95	2735-534	525.10	2735-634	445.80
2	5/16	1	10	5-11/16	2735-035	263.19	2735-535	525.10	2735-635	445.80
2	3/8	1	10	5-11/16	2735-036	265.67	2735-536	525.10	2735-636	445.80
2	1/2	1	10	5-11/16	2735-038	287.75	2735-538	525.10	2735-638	445.80
2	5/8	1	10	5-11/16	2735-040	287.75	2735-540	525.10	2735-640	445.80
2	3/4	1	10	5-11/16	2735-042	327.47	2735-542	525.10	2735-642	445.80
2-1/2	1/4	1	12	6-5/8	2735-044	348.20	–	–	–	–
2-1/2	5/16	1	12	6-5/8	2735-045	348.20	–	–	–	–
2-1/2	3/8	1	12	6-5/8	2735-046	348.20	–	–	–	–
2-1/2	1/2	1	12	6-5/8	2735-048	391.75	–	–	–	–
2-1/2	5/8	1	12	6-5/8	2735-050	391.75	–	–	–	–
2-1/2	3/4	1	12	6-5/8	2735-052	427.17	–	–	–	–
2-1/2	7/8	1	12	6-5/8	2735-054	437.62	–	–	–	–
2-1/2	1	1	12	6-5/8	2735-056	446.63	–	–	–	–

Woodruff Keyseat Cutters

Shank Type

WARNING: This product contains Cobalt and/or Nickel and/or Lead a chemical known to the state of California to cause cancer or birth defects or other reproductive harm. For more information: www.prop65.ca.gov. **WARNING:** Cutting tools may shatter. Always wear approved safety glasses and mask when regrinding.

Straight Tooth

Staggered Tooth

					STRAIGHT TOOTH						STAGGERED TOOTH					
					Pittsburg® ALLEGHANY [2]		ALLEGIANCE® AMERICAN MADE [1]		M42 COBALT [3]		Pittsburg® ALLEGHANY [2]		ALLEGIANCE® AMERICAN MADE [1]		M42 COBALT [3]	
SIZE	HEAD DIA.	HEAD WIDTH	SHK. DIA.	SHK. LG'TH.	ORDER NO.	PRICE EACH	ORDER NO.	PRICE EACH	ORDER NO.	PRICE EACH	ORDER NO.	PRICE EACH	ORDER NO.	PRICE EACH	ORDER NO.	PRICE EACH
202	1/4	1/16	1/2	2	2730-801	$20.69	2740-401	$33.72	–	–	–	–	2740-501	$44.01	–	–
202-1/2	5/16	1/16	1/2	2	2730-802	20.69	2740-402	33.72	–	–	2730-902†	$28.73	2740-502	44.01	–	–
302-1/2	5/16	3/32	1/2	2	2730-803	20.69	2740-403	33.72	2740-603	$40.97	2730-903†	28.73	–	–	–	–
203	3/8	1/16	1/2	2	2730-804	20.69	2740-404	33.72	–	–	–	–	2740-504	44.01	–	–
303	3/8	3/32	1/2	2	2730-805	20.69	–	–	–	–	2730-905†	28.73	–	–	–	–
403	3/8	1/8	1/2	2	2730-806	20.69	–	–	–	–	–	–	–	–	–	–
204	1/2	1/16	1/2	2	2730-807	20.69	–	–	–	–	–	–	2740-507	44.01	–	–
304	1/2	3/32	1/2	2	2730-808	20.69	–	–	–	–	–	–	–	–	–	–
404	1/2	1/8	1/2	2	2730-810	20.69	–	–	–	–	–	–	–	–	–	–
305	5/8	3/32	1/2	2	2730-809	20.69	2740-410	34.06	–	–	–	–	2740-510	44.31	–	–
405	5/8	1/8	1/2	2	2730-811	20.69	2740-411	34.06	–	–	2730-911†	28.73	–	–	–	–
505	5/8	5/32	1/2	2	2730-813	20.69	2740-412	34.06	–	–	–	–	2740-512	44.31	–	–
605	5/8	3/16	1/2	2	2730-814	20.69	–	–	–	–	2730-914†	28.73	2740-513	44.31	–	–
406	3/4	1/8	1/2	2	2730-812	20.69	2740-414	35.68	–	–	–	–	2740-514	45.73	–	–
506	3/4	5/32	1/2	2	2730-815	21.96	2740-415	35.68	–	–	2730-915†	30.49	2740-515	45.73	–	–
606	3/4	3/16	1/2	2	2730-818	21.96	–	–	–	–	–	–	–	–	–	–
806	3/4	1/4	1/2	2	2730-816	21.96	–	–	–	–	–	–	2740-517	45.73	–	–
507	7/8	5/32	1/2	2	2730-817	24.44	2740-418	38.94	–	–	–	–	2740-518	50.08	–	–
607	7/8	3/16	1/2	2	2730-819	24.44	2740-419	38.94	–	–	–	–	2740-519	50.08	–	–
707	7/8	7/32	1/2	2	2730-820	24.44	2740-420	39.63	–	–	2730-920†	36.60	2740-520	50.08	–	–
807	7/8	1/4	1/2	2	2730-825	24.44	2740-421	39.63	–	–	–	–	2740-521	50.08	–	–
608	1	3/16	1/2	2	2730-821	26.35	2740-422	42.63	–	–	–	–	–	–	–	–
708	1	7/32	1/2	2	2730-822	26.35	2740-423	43.01	–	–	2730-922†	36.60	2740-523	56.38	–	–
808	1	1/4	1/2	2	2730-826	26.35	2740-424	43.01	–	–	–	–	–	–	–	–
1008	1	5/16	1/2	2	2730-834	26.96	2740-425	44.20	–	–	–	–	2740-525	57.19	–	–
1208	1	3/8	1/2	2	2730-823	26.96	2740-426	44.20	–	–	–	–	–	–	–	–
609	1-1/8	3/16	1/2	2	2730-824	29.48	2740-427	47.90	–	–	2730-924†	40.98	2740-527	64.87	–	–
709	1-1/8	7/32	1/2	2	2730-827	29.48	2740-428	47.90	–	–	2730-927†	40.98	2740-528	64.87	–	–
809	1-1/8	1/4	1/2	2	2730-828	29.48	2740-429	48.82	–	–	–	–	–	–	–	–
1009	1-1/8	5/16	1/2	2	2730-835	31.38	2740-430	51.19	–	–	–	–	–	–	–	–
610	1-1/4	3/16	1/2	2	2730-829	32.62	2740-431	53.47	–	–	2730-929†	45.30	2740-531	67.45	–	–
710	1-1/4	7/32	1/2	2	2730-830	32.62	2740-432	53.47	–	–	2730-930†	45.30	2740-532	67.45	–	–
810	1-1/4	1/4	1/2	2	2730-831	33.86	2740-433	55.24	–	–	–	–	2740-533	71.24	–	–
1010	1-1/4	5/16	1/2	2	2730-836	35.14	–	–	–	–	–	–	2740-534	73.01	2740-734	$84.81
1210	1-1/4	3/8	1/2	2	2730-839	35.14	2740-435	57.47	–	–	–	–	2740-535	73.01	–	–
811	1-3/8	1/4	1/2	2	2730-832	37.64	–	–	–	–	–	–	2740-536	79.32	–	–
1011	1-3/8	5/16	1/2	2	2730-837	37.64	2740-437	61.92	–	–	2730-937†	52.27	2740-537	79.32	–	–
1211	1-3/8	3/8	1/2	2	2730-840	38.92	2740-438	63.03	–	–	–	–	–	–	–	–
812	1-1/2	1/4	1/2	2	2730-833	38.92	2740-439	64.09	–	–	–	–	2740-539	84.82	–	–
1012	1-1/2	5/16	1/2	2	2730-838	38.92	–	–	–	–	–	–	–	–	–	–
1212	1-1/2	3/8	1/2	2	2730-841	41.42	2740-441	68.53	–	–	–	–	2740-541	89.33	–	–

† Limited Quantities

Narrow Width Keyseat Cutters

Straight Tooth – RHC – High Speed Steel [1]



Look for ALLEGIANCE® AMERICANMADE

CUT DIA.	WIDTH	ORDER NO.	PRICE EACH
1/4	1/64	2742-020	$88.91
1/4	1/32	2742-025	47.19
5/16	1/32	2742-055	47.53
3/8	1/32	2742-085	46.77
1/2	1/64	2742-110	89.48
1/2	.020	2742-115	80.61
5/8	.020	2742-150	81.37
5/8	1/32	2742-155	43.69
5/8	1/16	2742-165	43.69
5/8	5/64	2742-170	81.37
3/4	1/32	2742-190	45.79
3/4	3/64	2742-195	86.21
3/4	1/16	2742-200	45.79
3/4	5/64	2742-205	86.21
7/8	5/64	2742-245	96.32
7/8	3/32	2742-250	50.53
7/8	1/8	2742-260	50.53

CUT DIA.	WIDTH	ORDER NO.	PRICE EACH
1	3/64	2742-285	$106.51
1	5/64	2742-295	106.51
1	3/32	2742-300	55.23
1	7/64	2742-305	106.51
1	1/8	2742-310	55.23
1	9/64	2742-315	106.51
1	5/32	2742-320	55.23
1-1/8	1/8	2742-370	65.73
1-1/4	3/64	2742-405	124.56
1-1/4	5/64	2742-415	124.56
1-1/4	3/32	2742-420	73.77
1-1/4	1/8	2742-430	73.77
1-3/8	1/8	2742-485	80.62
1-1/2	5/64	2742-535	145.33
1-1/2	3/32	2742-540	88.71
1-1/2	9/64	2742-555	145.33

Woodruff Keyseat Cutters

WARNING: This product contains Cobalt and/or Nickel and/or Lead a chemical known to the state of California to cause cancer or birth defects or other reproductive harm. For more information: www.prop65.ca.gov. WARNING: Cutting tools may shatter. Always wear approved safety glasses and mask when regrinding.

Pittsburg® ALLEGHANY

Complete Set - 10 pc. 3

Straight Tooth – High Speed Steel

Includes one each:
204, 305, 403, 404, 406, 505, 606, 608, 806, 808

Order No. 2730-845 Price Each: $230.47

Pittsburg® ALLEGHANY

Arbor Type

High Speed Steel

2

AMER. STD.	OLD STD.	DIAM.	FACE WIDTH	ARBOR HOLE	ORDER NO.	PRICE EA.
617	26	2-1/8	3/16	3/4	2830-005	$53.46
1217	29	2-1/8	3/8	3/4	2830-020	70.20
1222	T	2-3/4	3/8	1	2830-035	86.29
1422	U	2-3/4	7/16	1	2830-040	90.72
1228	30	3-1/2	3/8	1	2830-050	117.44
1428	31	3-1/2	7/16	1	2830-055	126.90
1628	32	3-1/2	1/2	1	2830-060	129.60
1828	33	3-1/2	9/16	1	2830-065	145.80
2028	34	3-1/2	5/8	1	2830-070	145.80
2228	35	3-1/2	11/16	1	2830-075	150.66
2428	36	3-1/2	3/4	1	2830-080	150.66

Carbide Tipped Face

Straight Tooth, Shank Type

Standard Width Tolerance .0005

Look for ALLEGIANCE® AMERICANMADE

2

U.S. STD.	OLD STD.	DIAM.	FACE WIDTH	OVERALL WIDTH	STRAIGHT TOOTH ORDER NO.	STRAIGHT TOOTH PRICE EACH
606	9	3/4	3/16	2-3/16	3046-050	132.41
806	91	3/4	1/4	2-1/4	3046-055	132.41
608	13	1	3/16	2-3/16	3046-080	179.91
1208	152	1	3/8	2-3/8	3046-100	179.91
810	21	1-1/4	1/4	2-1/4	3046-135	198.31
1010	D	1-1/4	5/16	2-5/16	3046-140	198.31
1210	E	1-1/4	3/8	2-3/8	3046-145	198.31
1011	23	1-3/8	5/16	2-5/16	3046-155	208.30
1211	F	1-3/8	3/8	2-3/8	3046-160	208.30

Solid Carbide Face

Straight Tooth, Shank Type

Look for ALLEGIANCE® AMERICANMADE



1

AMER. STD.	NOM. CUTTER DIAM.	FACE WIDTH	OVER-ALL LG'TH	NO. OF FLUTES	ORDER NO.	PRICE EACH
303	3/8	3/32	2-3/32	8	2969-005	$43.50
403	3/8	1/8	2-1/8	8	2969-010	43.50
304	1/2	3/32	2-3/32	10	2969-015	50.00
404	1/2	1/8	2-1/8	10	2969-020	50.50
305	5/8	3/32	2-3/32	10	2969-025	51.10
405	5/8	1/8	2-1/8	10	2969-030	55.90
505	5/8	5/32	2-5/32	10	2969-035	54.55
605	5/8	3/16	2-3/16	10	2969-040	59.00
406	3/4	1/8	2-1/8	10	2969-045	69.80
506	3/4	5/32	2-5/32	10	2969-050	71.00
606	3/4	3/16	2-3/16	10	2969-055	74.90
806	3/4	1/4	2-1/4	10	2969-060	75.65
507	7/8	5/32	2-5/32	12	2969-065	84.25
607	7/8	3/16	2-3/16	12	2969-070	84.60
707	7/8	7/32	2-7/32	12	2969-075	88.30
807	7/8	1/4	2-1/4	12	2969-080	89.95
608	1	3/16	2-3/16	12	2969-085	93.35
708	1	7/32	2-7/32	12	2969-090	102.00
808	1	1/4	2-1/4	12	2969-095	POA
609	1-1/8	3/16	2-3/16	14	2969-100	126.65
709	1-1/8	7/32	2-7/32	14	2969-105	129.85
809	1-1/8	1/4	2-1/4	14	2969-110	130.75
610	1-1/4	3/16	2-3/16	14	2969-115	128.40
710	1-1/4	7/32	2-7/32	14	2969-120	132.00
810	1-1/4	1/4	2-1/4	14	2969-125	134.70
812	1-1/2	1/4	2-1/4	16	2969-130	160.00
1012	1-1/2	5/16	2-5/16	16	2969-135	164.90
1212	1-1/2	3/8	2-3/8	16	2969-140	170.05

Shank Type Cutters

2

WARNING: This product contains Cobalt and/or Nickel and/or Lead a chemical known to the state of California to cause cancer or birth defects or other reproductive harm. For more information: www.prop65.ca.gov. **WARNING:** Cutting tools may shattr. Always wear approved safety glasses and mask when regrinding.

Dovetail Cutters

High Speed Steel & Cobalt



			Pittsburg® ALLEGHANY						Allegiance® American Made		
			45° HSS	60° HSS	45° COBALT		60° COBALT		45° HSS	60° HSS	
CUTTER DIAM.	SHANK DIAM.	OVERALL LENGTH	ORDER NUMBER	ORDER NUMBER	PRICE EACH	ORDER NUMBER	ORDER NUMBER	PRICE EACH	ORDER NUMBER	ORDER NUMBER	PRICE EACH
3/8	3/8	2-1/8	2730-224	2730-024	$51.64	2740-024	2740-224	$79.83	2741-424	2741-224	$62.54
1/2	3/8	2-1/8	2730-232	2730-032	54.54	2740-032	2740-232	84.33	2741-432	2741-232	67.69
3/4	3/8	2-1/8	2730-248	2730-048	66.04	2740-048	2740-248	102.09	2741-448	–	90.83
1	1/2	2-1/2	–	–	–	–	–	–	–	2741-264	93.34
1-3/8	5/8	2-7/8	2730-288	2730-088	108.74	2740-088	2740-288	168.13	2741-488	–	143.29
1-7/8	7/8	3-1/4	2730-320	2730-120	211.41	2740-120	2740-320	326.75	2741-520	2741-320	312.21
2-1/4	1	3-3/4	2730-344	2730-144	251.99	2740-144	2740-344	389.37	2741-544	2741-344	320.99
2-1/2	1	3-3/4	2730-360	2730-160	138.59	2740-160	2740-360	230.19	2741-560	2741-360	440.28

Look for Allegiance® American Made

Carbide Tipped

Dovetail Cutters

					45° ANGLE			60° ANGLE		
CUTTER DIAM.	SHANK DIAM.	OVER'LL LENGTH	NECK DIAM.	NO. OF TEETH	CUTTER WIDTH	ORDER NO.	PRICE EACH	CUTTER WIDTH	ORDER NO.	PRICE EACH
1/2	3/8	2-1/8	3/16	3	–	–	–	7/32	2837-110	$134.48
3/4	3/8	2-1/4	3/16	3	1/4	2837-020	$ 88.87	1/4	2837-120	88.87
1	1/2	2-1/2	3/8	4	5/16	2837-030	160.80	3/8	2837-130	98.95
1-1/4	5/8	2-3/4	1/2	4	5/16	2837-040	109.26	1/2	2837-140	109.26
1-1/2	3/4	3-1/4	1/2	4	1/2	2837-050	121.56	5/8	2837-150	121.56
2	1	4-1/4	3/4	6	5/8	2837-060	232.62	3/4	2837-160	232.62
2-1/2	1	4-3/8	1	6	3/4	2837-070	337.81	7/8	2837-170	337.81
3	1-1/4	4-1/2	1	6	1	2837-080	88.87	1-1/8	2837-180	392.40

60° & 90° Face Angle Shank Type Cutters

End Cutting Weldon Shank – High Speed Steel or M42 Cobalt



60° Included Angle

					Pittsburg® ALLEGHANY			
					COBALT		HSS	
LARGE CUTTING DIA. (IN)	SMALL CUTTING DIA. (IN)	FACE WIDTH (IN)	SHANK DIA. (IN)	OVERALL LENGTH (IN)	ORDER NO.	PRICE EACH	ORDER NO.	PRICE EACH
3/4	5/16	17/32	3/8	2-3/32	2735-106	$ 68.21	2735-306	$ 55.72
1	3/8	11/16	1/2	2-13/32	2735-108	86.65	2735-308	72.86
1-1/4	1/2	25/32	5/8	2-21/32	2735-110	106.85	2735-310	89.51
1-5/8	5/8	1-1/16	3/4	3-1/16	2735-113	183.18	2735-313	151.98

90° Included Angle

					Pittsburg® ALLEGHANY			
					COBALT		HSS	
LARGE CUTTING DIA. (IN)	SMALL CUTTING DIA. (IN)	FACE WIDTH (IN)	SHANK DIA. (IN)	OVERALL LENGTH (IN)	ORDER NO.	PRICE EACH	ORDER NO.	PRICE EACH
3/4	5/16	3/8	3/8	1-15/16	2735-206	$ 68.21	2735-406	$55.72
1	3/8	7/16	1/2	2-3/16	2735-208	86.65	2735-408	72.86
1-1/4	1/2	17/32	5/8	2-13/32	2735-210	106.85	2735-410	89.51
1-5/8	5/8	11/16	3/4	2-11/16	2735-213	183.18	2735-413	151.98

Pittsburg® ALLEGHANY

Corner Rounding End Mills

High Speed Steel

RADIUS	SHANK DIAM.	LARGEST DIAM.	SMALLEST DIAM.	OVERALL LENGTH	ORDER NO.	PRICE EACH
1/32	3/8	3/8	1/4	2-1/2	2729-021	$55.68
1/16	3/8	7/16	1/4	2-1/2	2729-041	55.68
3/32	3/8	1/2	5/16	2-1/2	2729-061	56.36
1/8	1/2	5/8	5/16	3	2729-081	62.00
5/32	1/2	3/4	3/8	3	2729-101	66.61
3/16	3/4	7/8	3/8	3-1/8	2729-121	70.48
3/16	1/2	7/8	3/8	3	2729-122	70.48
7/32	1/2	7/8	3/8	3-1/4	2729-141	27.92
1/4	3/4	1	3/8	3-1/4	2729-161	75.76
1/4	1/2	1	3/8	3-1/8	2729-162	75.76
9/32	5/8	1	3/8	3	2729-181	41.15
5/16	7/8	1-1/8	3/8	3-1/2	2729-201	93.09
5/16	1/2	1-1/8	3/8	3-1/4	2729-202	92.58
5/16	3/4	1-1/8	3/8	3-1/4	2729-203	93.09
11/32	1/2	1-1/8	3/8	3-1/2	2729-221	35.30
3/8	7/8	1-1/4	3/8	3-3/4	2729-241	105.57
3/8	1/2	1-1/4	3/8	3-1/2	2729-242	105.57
3/8	3/4	1-1/4	3/8	3-1/2	2729-243	105.57
13/32	1/2	1-1/4	3/8	3-3/4	2729-261	47.19
7/16	1	1-3/8	3/8	4	2729-281	116.24
7/16	3/4	1-3/8	3/8	4	2729-283	116.24
15/32	1/2	1-3/8	3/8	4	2729-301	144.38
1/2	1	1-1/2	3/8	4-1/8	2729-321	144.38
1/2	3/4	1-1/2	3/8	3-7/8	2729-322	144.38
5/8	1	1-15/16	9/16	4-1/4	2729-401	172.95
5/8	3/4	1-15/16	9/16	4	2729-402	172.95
3/4	1	2-1/4	5/8	4-5/16	2729-481	204.83
3/4	3/4	2-1/4	5/8	4-1/8	2729-482	204.83
1	1	2-5/8	7/8	4-3/4	2729-641	326.03
1	3/4	2-5/8	7/8	4-1/2	2729-642	303.26

Shank Type Cutters

2

WARNING: This product contains Cobalt and/or Nickel and/or Lead a chemical known to the state of California to cause cancer or birth defects or other reproductive harm. For more information: www.prop65.ca.gov. **WARNING:** Cutting tools may shatter. Always wear approved safety glasses and mask when regrinding.

Concave, Shank Type Cutter

High Speed Steel



RADIUS	SHK. DIA.	OAL	CUTTER DIA.	NO. OF TEETH	Pittsburg® ALLEGHANY ORDER NUMBER	PRICE EACH	CUTTER DIA.	NO. OF TEETH	Allegiance® American Made ORDER NUMBER	PRICE EACH
1/32	1/2	3	3/4	6	2732-302	$64.90	3/4	8	2732-502	$107.60
1/16	1/2	3	3/4	6	2732-304	64.90	3/4	8	2732-504	107.60
3/32	1/2	3	3/4	6	2732-306	64.90	7/8	8	2732-506	115.00
1/8	3/4	3-1/2	1	6	2732-308	77.66	1-1/4	8	2732-508	125.70
5/32	3/4	3-1/2	1	6	2732-310	83.16	1-5/16	8	2732-510	142.00
3/16	3/4	3-1/2	1	6	2732-312	89.64	1-3/8	8	2732-512	160.60
1/4	3/4	4	1-1/4	6	2732-316	99.79	1-1/2	8	2732-516	171.40
5/16	3/4	4	1-1/4	6	2732-320	117.72	1-3/4	8	2732-520	214.00
3/8	3/4	4-3/16	1-1/2	6	2732-324	140.18	1-7/8	8	2732-524	257.00

Carbide Tipped

RADIUS	SHANK DIAM.	OVERALL LENGTH	CUTTER DIAM.	NUMBER OF TEETH	Allegiance® American Made ORDER NUMBER	PRICE EACH
1/32	1/2	3	3/4	6	3045-802	$196.10
1/16	1/2	3	3/4	6	3045-804	196.10
3/32	1/2	3	7/8	6	3045-806	234.90
1/8	3/4	3-1/2	1-1/4	6	3045-808	261.40
5/32	3/4	3-1/2	1-5/16	6	3045-810	286.00
3/16	3/4	3-1/2	1-3/8	6	3045-812	329.70
1/4	3/4	4	1-1/2	6	3045-816	375.10
5/16	3/4	4	1-3/4	6	3045-820	424.40
3/8	3/4	4	1-7/8	6	3045-824	473.60

Convex, Shank Type Cutter

High Speed Steel & Carbide Tipped

RADIUS	SHK. DIA.	OAL	CUTTER DIA.	FLT. NO.	Pittsburg® ALLEGHANY ORDER NUMBER	PRICE EACH	CUTTER DIA.	FLT. NO.	Allegiance® American Made ORDER NUMBER	PRICE EACH	Allegiance® American Made CARBIDE TIPPED FLT. NO.	ORDER NUMBER	PRICE EACH
1/32	1/2	3	3/4	6	2732-402	$58.60	3/4	8	2732-602	$107.60	6	3045-902	$236.30
1/16	1/2	3	3/4	6	2732-404	58.60	3/4	8	2732-604	107.60	6	3045-904	236.30
3/32	1/2	3	7/8	6	2732-406	61.30	7/8	10	2732-606	115.00	6	3045-906	259.00
1/8	3/4	3-1/2	1-1/4	6	2732-408	65.16	1-1/4	10	2732-608	118.10	6	3045-908	281.20
5/32	3/4	3-1/2	1-5/16	6	2732-410	71.58	1-5/16	10	2732-610	118.10	6	3045-910	315.20
3/16	3/4	3-1/2	1-3/8	6	2732-412	74.70	1-3/8	10	2732-612	138.70	6	3045-912	337.50
1/4	3/4	4	1-1/2	6	2732-416	83.16	1-1/2	10	2732-616	145.80	6	3045-916	371.20
5/16	3/4	4	1-5/8	6	2732-420	111.68	1-3/4	10	2732-620	214.00	10	3045-920	424.40
3/8	3/4	4	1-3/4	6	2732-424	116.82	1-7/8	10	2732-624	257.00	10	3045-924	473.60

Double Angle Shank Type Cutter

Right Hand Cut, High Speed Steel & Carbide Tipped

INCLUDED ANGLE	CUTTER DIAM.	SHANK DIAM.	OVERALL LENGTH	CUTTER THICKNESS	Pittsburg® ALLEGHANY ORDER NUMBER	PRICE EACH	Allegiance® American Made CARBIDE TIPPED ORDER NUMBER	PRICE EACH
60°	3/4	3/8	2-3/8	3/16	2733-121	$40.51	3045-606	$164.00
60°	1	1/2	2-27/32	5/16	2733-161	64.85	3045-608	178.40
60°	1-3/8	5/8	3-7/32	7/16	2733-221	86.46	3045-611	195.20
60°	1-1/2	5/8	3-3/8	1/2	2733-241	119.99	3045-612	216.50
60°	1-7/8	3/4	3-25/32	5/8	2733-301	131.43	3045-615	352.20
60°	2-1/4	3/4	3-1/8	1/2	2733-361	192.59	–	–
60°	2-1/4	7/8	4-5/32	3/4	2733-362	195.86	3045-618	501.20
90°	3/4	3/8	2-7/16	1/4	2734-121	44.20	3045-636	164.00
90°	1	1/2	2-29/32	3/8	2734-161	70.74	3045-638	178.40
90°	1-3/8	5/8	3-9/32	1/2	2734-221	94.32	3045-641	195.20
90°	1-1/2	5/8	3-7/16	9/16	2734-241	130.90	3045-642	216.50
90°	1-7/8	3/4	3-25/32	5/8	2734-301	143.38	3045-645	352.20
90°	2-1/4	3/4	3-1/8	1/2	2734-361	210.10	–	–
90°	2-1/4	7/8	4-5/32	3/4	2734-362	213.66	3045-656	501.20

Single Angle Chamfering Cutters

Right Hand Cut/ Weldon Shank High Speed Steel & Carbide Tipped

CUTTER DIAM.	CUTTER WIDTH	SHANK DIAM.	OVERALL LENGTH	ANGLE	Pittsburg® ALLEGHANY ORDER NUMBER	PRICE EACH	Allegiance® American Made ORDER NUMBER	PRICE EACH	Allegiance® American Made CARBIDE TIPPED ORDER NUMBER	PRICE EACH
1/2	1/8	3/8	2-1/8	45	2732-032	$50.99	–	–	3045-708	$146.80
3/4	3/16	3/8	2-1/8	45	2732-048	59.81	–	–	3045-712	181.20
1	5/16	1/2	2-1/2	45	2732-064	74.33	–	–	3045-716	212.10
1-1/2	1/2	3/4	2-3/4	45	2732-096	95.93	–	–	3045-724	282.20
1/2	7/32	3/8	2-1/8	60	2732-132	50.99	–	–	3045-758	146.80
3/4	5/16	3/8	2-1/8	60	2732-148	59.81	2732-262	80.00	3045-762	181.20
1	7/16	1/2	2-1/2	60	2732-164	74.33	–	–	3045-766	212.10
1-1/2	5/8	3/4	2-3/4	60	2732-196	95.93	–	–	3045-774	282.20

Two Flute, Single End, End Mills

Regular Length – R. H. Cut - R.H. Spiral - High Speed Steel

3

WARNING: This product contains Cobalt and/or Nickel and/or Lead a chemical known to the state of California to cause cancer or birth defects or other reproductive harm. For more information: www.prop65.ca.gov. **WARNING:** Cutting tools may shatter. Always wear approved safety glasses and mask when regrinding.

Uncoated

TiN Coated

SIZE				UNCOATED		TiN COATED		UNCOATED			
				Pittsburg® ALLEGHANY		Pittsburg® ALLEGHANY			ALLEGIANCE® AMERICAN MADE		
DIA.	SHANK DIA.	FLUTE LENGTH	OAL	ORDER NO.	PRICE EACH	ORDER NO.	PRICE EACH	LENGTH OF CUT	OAL	ORDER NO.	PRICE EACH
1/8	3/8	3/8	2-5/16	2612-081	$ 9.72	2613-708	$17.24	3/8	2-5/16	2593-081	$ 14.36
9/64	3/8	3/8	2-5/16	2612-091	6.19	–	–	–	–	–	–
5/32	3/8	3/8	2-5/16	2612-101	9.72	2313-710	POA	3/8	2-5/16	2593-101	16.43
11/64	3/8	3/8	2-5/16	2612-111	6.19	–	–	–	–	–	–
3/16	3/8	3/8	2-5/16	2612-121	9.72	2613-712	17.24	7/16	2-3/8	2593-121	14.36
7/32	3/8	3/8	2-5/16	2612-141	9.72	2613-714	POA	1/2	2-7/16	2593-141	16.43
1/4	3/8	1/2	2-5/16	2612-161	9.72	2613-716	17.24	1/2	2-7/16	2593-161	14.36
17/64	3/8	1/2	2-5/16	2612-171	6.19	–	–	–	–	–	–
9/32	3/8	1/2	2-5/16	2612-181	9.72	2613-718	POA	9/16	2-1/2	2593-181	16.43
19/64	3/8	9/16	2-5/16	2612-191	6.19	–	–	–	–	–	–
5/16	3/8	9/16	2-5/16	2612-201	9.72	2613-720	17.24	9/16	2-1/2	2593-201	14.36
11/32	3/8	9/16	2-5/16	2612-221	9.72	2613-722	POA	–	–	2593-202	POA
23/64	3/8	9/16	2-5/16	2612-231	6.19	–	–	–	–	–	–
3/8	3/8	9/16	2-5/16	2612-241	9.72	2613-724	17.24	9/16	2-1/2	2593-241	14.36
13/32	3/8	13/16	2-1/2	2612-261	14.38	2613-726	POA	–	–	2593-242	POA
27/64	3/8	13/16	2-1/2	2612-271	8.36	–	–	–	–	–	–
7/16	3/8	13/16	2-1/2	2612-281	14.38	2613-728	23.00	13/16	2-11/16	2593-281	21.33
29/64	3/8	13/16	2-1/2	2612-291	9.52	–	–	–	–	2593-282	POA
15/32	3/8	13/16	2-1/2	2612-301	14.38	2613-729	POA	–	–	–	–
15/32	1/2	13/16	2-1/2	2612-302	15.82	–	–	–	–	2593-283	POA
1/2	3/8	13/16	2-1/2	2612-322	14.38	2613-731	POA	13/16	2-11/16	2593-321	21.33
1/2	1/2	1	3	2612-321	15.25	2613-732	24.95	1	3-1/4	2593-322	21.38
9/16	1/2	1-1/8	3-1/8	2612-361	17.78	2613-734	POA	1-1/8	3-3/8	2593-361	25.31
5/8	1/2	1-1/8	3-1/8	2612-401	19.92	2613-736	POA	1-1/8	3-3/8	2593-401	29.43
5/8	5/8	1-5/16	3-7/16	2612-402	20.19	2613-740	34.20	1-5/16	3-3/4	2593-402	28.80
11/16	1/2	1-5/16	3-5/16	2612-441	21.49	2613-742	POA	1-5/16	3-5/8	2593-441	31.46
11/16	5/8	1-5/16	3-7/16	2612-442	21.49	2613-743	POA	1-5/16	3-3/4	2593-442	31.46
23/32	1/2	1-5/16	3-5/16	2612-461	20.01	–	–	–	–	–	–
3/4	1/2	1-5/16	3-5/16	2612-481	22.95	2613-746	POA	1-5/16	3-5/8	2593-481	33.75
3/4	5/8	1-5/16	3-7/16	2612-482	22.95	2613-747	39.46	1-5/16	3-3/4	2593-482	33.75
3/4	3/4	1-5/16	3-9/16	2612-483	22.95	2613-748	39.46	1-5/16	3-7/8	2593-483	33.75
13/16	1/2	1-1/2	3-5/8	2612-520	27.01	2613-750	POA	–	–	2593-520	POA
13/16	5/8	1-1/2	3-5/8	2612-521	27.01	2613-751	POA	1-1/2	4	2593-521	42.21
13/16	3/4	1-1/2	3-3/4	2612-522	27.01	2613-752	POA	1-7/8	4-1/8	2593-522	42.21
7/8	1/2	1-1/2	3-1/2	2612-561	27.01	2313-753	POA	–	–	2593-560	POA
7/8	5/8	1-1/2	3-5/8	2612-562	27.01	2313-754	POA	1-1/2	4	2593-561	41.67
7/8	3/4	1-1/2	3-3/4	2612-563	27.01	2313-755	POA	1-1/2	4-1/8	2593-563	41.67
7/8	7/8	1-1/2	3-3/4	2612-564	28.31	2313-756	POA	1-1/2	4-1/8	2593-562	41.67

Two Flute, Single End, End Mills

Regular Length – R. H. Cut - R.H. Spiral - High Speed Steel

3

WARNING: This product contains Cobalt and/or Nickel and/or Lead a chemical known to the state of California to cause cancer or birth defects or other reproductive harm. For more information: www.prop65.ca.gov. **WARNING:** Cutting tools may shatter. Always wear approved safety glasses and mask when regrinding.



Uncoated

TiN Coated

SIZE				UNCOATED		TiN COATED		UNCOATED			
				Pittsburg ALLEGHANY		Pittsburg ALLEGHANY			ALLEGIANCE AMERICAN MADE		
DIA.	SHANK DIA.	FLUTE LENGTH	OAL	ORDER NO.	PRICE EACH	ORDER NO.	PRICE EACH	LENGTH OF CUT	OAL	ORDER NO.	PRICE EACH
15/16	5/8	1-1/2	3-5/8	2612-601	$32.09	2313-757	POA	1-1/2	4	2593-601	$46.78
15/16	3/4	1-1/2	3-3/4	2612-602	32.09	2313-758	POA	1-1/2	4-1/8	2593-603	47.14
15/16	7/8	1-1/2	3-3/4	2612-603	32.09	2313-759	POA	1-1/2	4-1/8	2593-602	46.78
31/32	1/2	1-1/2	3-1/2	2612-621	29.13	–	–	–	–	–	–
1	1/2	1-1/2	3-1/2	2612-641	32.09	2313-760	POA	–	–	–	–
1	5/8	1-1/2	3-5/8	2612-642	32.09	2313-761	POA	1-1/2	4	2593-641	46.62
1	3/4	1-1/2	3-3/4	2612-643	32.09	2613-763	$55.66	1-1/2	4-1/8	2593-642	46.62
1	7/8	1-1/2	3-3/4	2612-644	32.09	2313-762	POA	1-1/2	4-1/8	2593-643	49.68
1	1	1-5/8	4-1/8	2612-645	34.27	2613-764	60.73	1-5/8	4-1/2	2593-644	56.61
1-1/16	3/4	1-5/8	3-7/8	2612-680	46.02	2313-765	POA	–	–	–	–
1-1/8	3/4	1-5/8	3-7/8	2612-721	46.02	2313-766	POA	1-5/8	4-1/4	2593-720	85.50
1-1/8	7/8	1-5/8	3-7/8	2612-722	49.95	2313-767	POA	1-5/8	4-1/4	2593-721	76.50
1-1/8	1	1-5/8	4-1/8	2612-723	49.95	2313-768	POA	1-5/8	4-1/2	2593-722	76.50
1-3/16	3/4	1-5/8	3-7/8	2612-761	58.22	–	–	–	–	–	–
1-3/16	1	1-5/8	4-1/8	2612-762	38.66	–	–	–	–	–	–
1-1/4	3/4	1-5/8	3-7/8	2612-801	58.22	2313-769	POA	1-5/8	4-1/2	2593-800	93.60
1-1/4	7/8	1-5/8	3-7/8	2612-802	49.23	2313-770	POA	1-5/8	4-1/2	2593-801	79.65
1-1/4	1	1-5/8	4-1/8	2612-803	55.76	2313-771	POA	1-5/8	4-1/2	2593-802	86.40
1-1/4	1-1/4	1-5/8	4-1/8	2612-804	59.68	–	–	1-5/8	4-1/2	2593-803	86.40
1-5/16	3/4	1-5/8	3-7/8	2612-841	69.26	–	–	–	–	–	–
1-3/8	3/4	1-5/8	3-7/8	2612-881	69.26	2313-772	POA	1-5/8	4-1/4	2593-880	102.42
1-3/8	1	1-5/8	4-1/8	2612-882	66.21	2313-773	POA	1-5/8	4-1/2	2593-881	96.21
1-7/16	3/4	1-5/8	3-7/8	2612-921	69.41	–	–	–	–	–	–
1-7/16	1	1-5/8	4-1/8	2612-922	59.17	–	–	–	–	–	–
1-1/2	3/4	1-5/8	3-7/8	2612-961	69.41	2313-774	POA	1-5/8	4-1/4	2593-960	112.05
1-1/2	1	1-5/8	4-1/8	2612-962	72.60	2313-775	POA	1-5/8	4-1/2	2593-961	105.39
1-1/2	1-1/4	1-5/8	4-1/8	2612-963	72.60	2313-776	POA	1-5/8	4-1/2	2593-962	105.39
1-5/8	3/4	1-5/8	4-1/8	2613-041	80.06	–	–	–	–	–	–
1-5/8	1-1/4	1-5/8	4-1/8	2613-042	79.53	–	–	1-5/8	4-1/2	2594-041	113.14
1-3/4	3/4	1-5/8	3-7/8	2613-121	94.38	–	–	1-5/8	4-1/4	2594-120	95.30
1-3/4	1-1/4	1-5/8	4-1/8	2613-122	87.12	–	–	1-5/8	4-1/2	2594-121	125.96
1-7/8	3/4	1-5/8	4-1/8	2613-200	95.83	–	–	–	–	–	–
1-7/8	1-1/4	1-5/8	4-1/8	2613-201	93.92	–	–	1-5/8	4-1/2	2594-201	136.25
2	3/4	1-5/8	4-1/8	2613-281	107.81	–	–	1-5/8	4-1/4	2594-280	150.17
2	1-1/4	1-5/8	4-1/8	2613-282	103.09	–	–	1-5/8	4-1/2	2594-281	145.80
2	1-1/4	2-1/2	5	2613-283	105.98	–	–	–	–	–	–
2	2	4	7-3/4	2613-284	230.44	–	–	–	–	–	–
2-1/4	1-1/4	1-5/8	4-1/8	2613-441	261.80	–	–	–	–	–	–
2-1/2	1-1/4	2	4-1/2	2613-602	220.00	–	–	–	–	–	–

Two Flute, Single End, End Mills

High Speed Steel - R.H.C. - R.H.S.

3

WARNING: This product contains Cobalt and/or Nickel and/or Lead a chemical known to the state of California to cause cancer or birth defects or other reproductive harm. For more information: www.prop65.ca.gov. **WARNING:** Cutting tools may shatter. Always wear approved safety glasses and mask when regrinding.

Metric Single End

DIA. (mm.)	SHANK DIA.	FLUTE LENGTH	OAL	Pittsburg® ALLEGHANY ORDER NO.	PRICE EACH	LENGTH OF CUT	OAL	ALLEGIANCE® AMERICAN MADE ORDER NO.	PRICE EACH
3.0	3/8	3/8	2-5/16	2626-230	$ 13.78	3/8	2-5/16	2620-230	$14.20
3.5	3/8	–	–	–	–	7/16	2-3/8	2620-235	15.45
4.0	3/8	7/16	2-5/16	2626-240	13.78	7/16	2-3/8	2620-240	12.86
4.5	3/8	–	–	–	–	7/16	2-3/8	2620-245	15.37
5.0	3/8	1/2	2-5/16	2626-250	13.78	7/16	2-7/16	2620-250	15.20
5.5	3/8	–	–	–	–	1/2	2-7/16	2620-255	15.71
6.0	3/8	1/2	2-5/16	2626-260	13.78	1/2	2-7/16	2620-260	12.86
6.5	3/8	–	–	–	–	1/2	2-7/16	2620-265	15.28
7.0	3/8	9/16	2-5/16	2626-270	13.78	9/16	2-1/2	2620-270	15.85
7.5	3/8	–	–	–	–	9/16	2-1/2	2620-275	11.05
8.0	3/8	9/16	2-5/16	2626-280	13.78	9/16	2-1/2	2620-280	12.79
8.5	3/8	–	–	–	–	9/16	2-1/2	2620-285	15.66
9.0	3/8	9/16	2-5/16	2626-290	13.78	9/16	2-1/2	2620-290	12.27
9.5	3/8	–	–	–	–	3/4	2-1/2	2620-295	13.79
10.0	3/8	13/16	2-1/2	2626-300	16.70	3/4	2-1/2	2620-300	18.79
10.5	3/8	–	–	–	–	1	2-11/16	2620-305	23.20
11.0	3/8	13/16	2-1/2	2626-310	20.10	1	2-11/16	2620-310	18.12
11.5	3/8	–	–	–	–	1	2-11/16	2620-315	19.12
12.0	1/2	1	3	2626-321	21.14	1	3-1/4	2620-320	24.50
12.5	1/2	–	–	–	–	1-1/4	3-1/4	2620-325	28.27
13.0	1/2	1-1/8	3-1/8	2626-330	26.21	1-1/8	3-1/8	2620-330	30.10
13.5	1/2	–	–	–	–	1-1/8	3-1/8	2620-335	22.18
14.0	1/2	1-1/8	3-1/8	2626-340	26.21	1-1/8	3-1/8	2620-340	22.80
14.5	1/2	–	–	–	–	1-1/8	3-1/8	2620-345	21.66
15.0	1/2	1-1/8	3-1/8	2626-350	26.21	1-1/8	3-1/8	2620-350	19.50
16.0	5/8	1-3/8	3-3/4	2626-360	28.10	1-3/8	3-3/4	2620-360	26.41
17.0	5/8	–	–	–	–	1-5/8	3-3/4	2620-370	22.67
18.0	5/8	1-5/8	3-3/4	2626-380	31.27	1-5/8	3-3/4	2620-380	31.72
19.0	3/4	–	–	–	–	1-5/8	3-7/8	2620-390	21.24
20.0	5/8	1-1/2	3-3/4	2626-400	37.45	1-1/2	3-5/8	2620-400	44.39
21.0	5/8	–	–	–	–	1-7/8	4-1/8	2620-410	39.61
22.0	3/4	1-1/2	3-3/4	2626-420	39.98	–	–	–	–
22.0	7/8	–	–	–	–	1-7/8	4-1/8	2620-420	28.02
23.0	7/8	–	–	–	–	1-7/8	4-1/8	2620-430	51.10
24.0	3/4	1-1/2	3-3/4	2626-440	47.59	–	–	–	–
24.0	1	–	–	–	–	2	4-1/2	2620-440	41.72
25.0	3/4	2	4-1/8	2626-448	47.59	–	–	–	–
25.0	1	–	–	–	–	2	4-1/2	2620-450	55.37
30.0	1	2-1/8	4-1/2	2626-500	79.19	–	–	–	–
34.0	1	1-5/8	4-1/8	2626-540†	47.10	–	–	–	–

† Limited Quantities

Long, Extra Long & Long Flute

DIA.	SHANK DIA.	FLUTE LENGTH	OAL	Pittsburg® ALLEGHANY ORDER NO.	PRICE EACH	ALLEGIANCE® AMERICAN MADE ORDER NO.	PRICE EACH
1/4	3/8	1	3-1/16	2614-161	$ 20.90	–	–
1/4	3/8	1-1/4	3-1/8	–	–	2595-161	$23.54
5/16	3/8	1-1/4	3	–	–	2595-201	23.54
5/16	3/8	1-1/4	3-5/16	2614-201	20.90	–	–
3/8	3/8	1	2-3/4	2614-241	18.14	–	–
3/8	3/8	1-1/2	3-1/4	2614-242	20.97	2595-241	25.89
1/2	1/2	1-1/2	3-1/2	2614-321	24.24	2595-320	30.95
1/2	1/2	2	4	2614-322	26.61	2595-321	36.73
5/8	1/2	2-3/8	4-1/2	2614-400†	33.26	–	–
5/8	5/8	1-5/8	3-3/4	2614-401	13.97	–	–
5/8	5/8	2	4-1/8	2614-402	31.05	2595-401	44.55
3/4	1/2	3-1/8	5-1/8	2614-480†	40.11	–	–
3/4	3/4	2-1/4	4-1/2	2614-483	37.50	2595-481	25.88
3/4	3/4	2-1/2	4-3/4	2614-484†	18.11	–	–
3/4	3/4	3	5-1/4	2614-485	26.38	–	–
7/8	7/8	2	4-1/4	2614-565†	38.16	–	–
7/8	7/8	2-1/2	4-3/4	2614-566	46.00	–	–
7/8	7/8	3	5-1/4	2614-568†	47.47	–	–
7/8	7/8	3-1/2	5-3/4	2614-569	34.74	–	–
1	1	2	4-1/2	2614-647†	25.27	–	–
1	1	2-1/2	5	2614-649	52.92	–	–
1	1	3	5-1/2	2614-650	61.69	2595-641	60.13
1-1/8	1	3	5-1/2	2614-727	82.44	2595-721	89.25
1-1/4	1	3	5-1/2	2614-804	96.36	2595-801	120.00
1-1/4	1-1/4	3	5-1/2	2614-806	96.36	2595-802	145.57
1-1/4	1-1/4	3-1/2	6	2614-807†	118.94	–	–
1-1/4	1-1/4	4-3/4	7-1/4	2614-809†	85.87	–	–
1-3/8	1	3	5-1/2	2614-882	97.89	–	–
1-1/2	1-1/4	2-1/4	4-3/4	2614-961†	123.85	–	–
1-1/2	1-1/4	3	5-1/2	2614-962	115.92	2595-961	148.00
1-5/8	1-1/4	2-1/4	4-3/4	2615-041†	81.32	–	–
1-5/8	1-1/4	3	5-1/2	2615-042	132.74	–	–
1-3/4	1-1/4	3	5-1/2	2615-122	145.15	2596-121	180.00
1-7/8	1-1/4	2-1/4	4-3/4	2615-201†	102.19	–	–
1-7/8	1-1/4	3	5-1/2	2615-202	165.22	2596-201	120.88
2	1-1/4	3	5-1/2	2615-282	174.38	2596-281	217.98

† Limited Quantities

Long Reach (Extension Type)

DIA.	SHANK DIA.	FLUTE LENGTH	LENGTH BELOW SHANK	OAL	Pittsburg® ALLEGHANY ORDER NO.	PRICE EACH	ALLEGIANCE® AMERICAN MADE ORDER NO.	PRICE EACH
1/8	3/8	13/16	3/8	2-9/16	2618-081	$18.18	–	–
3/16	3/8	1/2	1-1/8	2-7/8	2618-121	18.18	–	–
3/16	3/8	1/2	1-1/8	2-11/16	–	–	2597-121	$22.84
1/4	3/8	5/8	1-1/2	3-1/16	2618-161	18.18	2597-161	23.57
5/16	3/8	3/4	1-3/4	3-5/16	2618-202	18.18	2597-201	26.29
3/8	3/8	3/4	1-3/4	3-5/16	2618-241	18.18	2597-241	26.41
1/2	1/2	1	2-1/4	4	2618-321	21.78	2597-321	26.47

† Limited Quantities

DIA.	SHANK DIA.	FLUTE LENGTH	LENGTH BELOW SHANK	OAL	Pittsburg® ALLEGHANY ORDER NO.	PRICE EACH	ALLEGIANCE® AMERICAN MADE ORDER NO.	PRICE EACH
5/8	1/2	1-3/8	2-3/4	4-5/8	2618-401	$32.04	–	–
5/8	5/8	1-3/8	2-3/4	4-5/8	2618-402	32.04	2597-401	$35.14
3/4	1/2	1-5/8	3-3/8	5-3/8	2618-481	40.68	–	–
3/4	3/4	1-5/8	3-3/8	5-3/8	2618-482	40.68	2597-481	40.33
7/8	7/8	2	4	6	2618-561	52.74	–	–
1	1	2-1/2	5	7-1/4	2618-641	72.00	2597-641	70.24
1-1/4	1-1/4	3	5	7-1/4	2618-801	99.00	–	–

M42 8% Cobalt – Two Flute End Mills

3

WARNING: This product contains Cobalt and/or Nickel and/or Lead a chemical known to the state of California to cause cancer or birth defects or other reproductive harm. For more information: www.prop65.ca.gov. WARNING: Cutting tools may shatter. Always wear approved safety glasses and mask when regrinding.

Regular Length– Single End

				Pittsburg® ALLEGHANY		ALLEGIANCE® AMERICAN MADE			
DIA.	SHANK DIA.	FLUTE LG'TH	OAL	ORDER NO.	PRICE EACH	FLUTE LG'TH	OAL	ORDER NO.	PRICE EACH
1/8	3/8	3/8	2-5/16	2690-008	$9.10	3/8	2-5/16	2604-008	$26.10
5/32	3/8	7/16	2-5/16	2690-010	9.10	–	–	–	–
3/16	3/8	7/16	2-5/16	2690-012	9.10	7/16	2-3/8	2604-012	26.10
7/32	3/8	1/2	2-5/16	2690-014	9.10	–	–	–	–
1/4	3/8	1/2	2-5/16	2690-016	23.11	1/2	2-7/16	2604-016	26.10
9/32	3/8	9/16	2-5/16	2690-018	23.11	–	–	–	–
5/16	3/8	9/16	2-5/16	2690-020	23.11	9/16	2-1/2	2604-020	26.10
11/32	3/8	9/16	2-5/16	2690-022	23.11	–	–	–	–
3/8	3/8	9/16	2-5/16	2690-024	23.11	9/16	2-1/2	2604-024	26.10
13/32	3/8	13/16	2-1/2	2690-026	32.62	–	–	–	–
7/16	3/8	13/16	2-1/2	2690-028	32.62	13/16	2-11/16	2604-028	22.53
15/32	3/8	13/16	2-1/2	2690-030	14.29	–	–	–	–
1/2	3/8	13/16	2-1/2	2690-032	32.62	–	–	–	–
1/2	1/2	1	3	2690-033	32.62	1	3-1/4	2604-032	35.10
9/16	1/2	1-1/8	3-1/8	2690-036	44.60	–	–	–	–
5/8	1/2	1-1/8	3-1/8	2690-040	43.20	–	–	–	–
5/8	5/8	1-5/16	3-7/16	2690-041	43.20	1-5/16	3-3/4	2604-040	49.50
11/16	5/8	1-5/16	3-7/16	2690-044	54.00	–	–	–	–
3/4	1/2	1-5/16	3-5/16	2690-048	25.50	–	–	–	–
3/4	5/8	1-5/16	3-7/16	2690-049	25.50	1-5/16	3-7/16	2604-047	62.10
3/4	3/4	1-5/16	3-9/16	2690-050	25.50	1-5/16	3-7/8	2604-048	62.10
13/16	3/4	1-1/2	3-3/4	2690-052	63.50	–	–	–	–

				Pittsburg® ALLEGHANY		ALLEGIANCE® AMERICAN MADE			
DIA.	SHANK DIA.	FLUTE LG'TH	OAL	ORDER NO.	PRICE EACH	FLUTE LG'TH	OAL	ORDER NO.	PRICE EACH
7/8	1/2	1-1/2	3-5/8	2690-056	$33.89	–	–	–	–
7/8	5/8	1-1/2	3-5/8	2690-057	74.09	–	–	–	–
7/8	3/4	1-1/2	3-3/4	2690-058	74.09	1-1/2	3-3/4	2604-058	$80.10
7/8	7/8	1-1/2	3-3/4	2690-059	74.09	–	–	–	–
15/16	3/4	1-1/2	3-3/4	2690-060	81.00	–	–	–	–
1	1/2	1-1/2	3-5/8	2690-064	86.40	–	–	–	–
1	5/8	1-1/2	3-5/8	2690-065	86.40	–	–	–	–
1	3/4	1-1/2	3-3/4	2690-066	86.40	1-1/2	3-3/4	2604-063	99.00
1	1	1-5/8	4-1/8	2690-067	86.40	1-5/8	4-1/2	2604-064	99.00
1-1/8	3/4	1-5/8	3-7/8	2690-068	116.64	–	–	–	–
1-1/8	1	1-5/8	4-1/8	2690-069	116.64	–	–	–	–
1-1/4	3/4	1-5/8	3-7/8	2690-078	114.48	–	–	–	–
1-1/4	1	1-5/8	4-1/8	2690-079	114.48	–	–	–	–
1-1/4	1-1/4	1-5/8	4-1/8	2690-080	114.48	1-5/8	4-1/8	2604-080	125.10
1-3/8	1	1-5/8	4-1/8	2690-084	158.54	–	–	–	–
1-1/2	3/4	1-5/8	4-1/8	2690-094	171.18	–	–	–	–
1-1/2	1	1-5/8	4-1/8	2690-095	171.18	–	–	–	–
1-1/2	1-1/4	1-5/8	4-1/8	2690-096	171.18	1-5/8	4-1/8	2604-096	125.10
1-3/4	1-1/4	1-5/8	4-1/8	2690-112	205.20	–	–	–	–
2	1-1/4	1-5/8	4-1/8	2690-128	223.78	–	–	–	–

Double End



				Pittsburg® ALLEGHANY		ALLEGIANCE® AMERICAN MADE			
DIA.	SHANK DIA.	FLUTE LG'TH	OVER. LG'TH	ORDER NO.	PRICE EACH	FLUTE LG'TH	OVER. LG'TH	ORDER NO.	PRICE EACH
1/8	3/8	3/8	3-1/16	2700-008	$ 30.13	3/8	3-1/16	2604-208	$35.10
5/32	3/8	7/16	3-1/8	2700-010	31.85	7/16	3-1/8	2604-210	35.10
3/16	3/8	7/16	3-1/8	2700-012	31.85	7/16	3-1/4	2604-212	35.10
7/32	3/8	1/2	3-1/8	2700-014	31.85	1/2	3-1/4	2604-214	35.10
1/4	3/8	1/2	3-1/8	2700-016	31.85	1/2	3-3/8	2604-216	35.10
9/32	3/8	9/16	3-1/8	2700-018	32.46	9/16	3-3/8	2604-218	35.10
5/16	3/8	9/16	3-1/8	2700-020	31.85	9/16	3-1/2	2604-220	35.10
11/32	3/8	9/16	3-1/8	2700-022	34.98	–	–	–	–
3/8	3/8	9/16	3-1/8	2700-024	31.85	9/16	3-1/2	2604-224	35.10
13/32	1/2	13/16	3-3/4	2700-026	42.69	13/16	3-3/4	2604-226	44.10
7/16	1/2	13/16	3-3/4	2700-028	42.69	13/16	3-3/4	2604-228	44.10
1/2	1/2	13/16	3-3/4	2700-032	46.52	13/16	4-1/8	2604-232	52.20
9/16	5/8	–	–	–	–	1-1/8	4-1/2	2604-236	62.10
5/8	5/8	1-1/8	4-1/2	2700-040	74.27	1-1/8	5	2604-240	69.57
3/4	3/4	1-5/16	5	2700-048	98.28	1-5/16	5-5/8	2604-248	88.74
7/8	7/8	1-9/16	5-1/2	2700-056	119.95	1-9/16	5-1/2	2604-256	119.70
1	1	1-5/8	5-7/8	2700-064	140.62	1-5/8	5-7/8	2604-264	141.03

† Limited Quantities

Ball End Single End

				Pittsburg® ALLEGHANY	
DIA.	SHANK DIA.	FLUTE LG'TH	OAL	ORDER NO.	PRICE EACH
1/8	3/8	3/8	2-5/16	2690-208	$27.00
3/16	3/8	1/2	2-3/8	2690-212	27.00
1/4	3/8	5/8	2-7/16	2690-216	27.00
5/16	3/8	3/4	2-1/2	2690-220	30.15
3/8	3/8	3/4	2-1/2	2690-224	30.15
1/2	1/2	1	3	2690-232	37.80
5/8	5/8	1-3/8	3-1/2	2690-240	54.00
3/4	3/4	1-5/8	3-7/8	2690-248	63.00
1	1	2-1/4	4-3/4	2690-264	106.20
1-1/4	1-1/4	2-1/2	5	2690-280	141.29
1-1/2	1-1/4	2-1/2	5	2690-296	182.78

Two Flute, Single End, End Mills

High Speed Steel

WARNING: This product contains Cobalt and/or Nickel and/or Lead a chemical known to the state of California to cause cancer or birth defects or other reproductive harm. For more information: www.prop65.ca.gov. WARNING: Cutting tools may shatter. Always wear approved safety glasses and mask when regrinding.

Miniature End Mills - Two Flute - Single End - R.H.C. R.H.S.

3

DIA.	SHANK DIA.	FLUTE LG'TH.	OAL	Pittsburg ALLEGHANY ORDER NO.	PRICE EACH
STUB LENGTH					
1/32	3/16	3/64	1	2610-002†	$4.48
3/64	3/16	1/16	1	2610-003†	4.48
1/16	3/16	3/32	1	2610-004†	4.48
5/64	3/16	5/32	1	2610-005†	4.48
3/32	3/16	5/32	1	2610-006†	4.34
7/64	3/16	3/16	1-1/8	2610-007†	4.34
1/8	3/16	3/16	1-1/8	2610-008†	4.34
9/64	3/16	7/32	1-1/4	2610-009†	4.34
5/32	3/16	1/4	1-1/4	2610-010†	4.34
11/64	3/16	9/32	1-1/2	2610-011†	4.34
3/16	3/16	9/32	1-1/2	2610-012†	4.34
REGULAR LENGTH					
1/32	3/16	3/32	1-1/8	2610-022	5.39
3/64	3/16	5/32	1-1/8	2610-023	5.39
1/16	3/16	7/32	1-1/8	2610-024	5.39
5/64	3/16	1/4	1-1/8	2610-025	4.48
3/32	3/16	5/16	1-1/8	2610-026	4.34
7/64	3/16	11/32	1-5/16	2610-027	4.34
1/8	3/16	3/8	1-5/16	2610-028	4.34
9/64	3/16	13/32	1-7/16	2610-029	4.34
5/32	3/16	7/16	1-7/16	2610-030	4.34
11/64	3/16	15/32	1-11/16	2610-031	4.34
3/16	3/16	1/2	1-11/16	2610-032	4.34
LONG LENGTH					
1/32	3/16	3/32	1-11/16	2610-042†	4.48
1/8	3/16	3/8	1-11/16	2610-048†	4.48
5/32	3/16	7/16	1-5/8	2610-050†	4.48

† Limited Quantities

Left Hand - Two Flute - Single End - L.H.C. L.H.S.

3

DIA.	SHANK DIA.	FLUTE LG'TH.	OAL	Pittsburg ALLEGHANY ORDER NO.	PRICE EACH
1/8	3/8	3/8	2-3/8	2620-008†	$11.68
3/16	3/8	3/8	2-3/8	2620-012†	11.68
1/4	3/8	1/2	2-3/8	2620-016†	11.68
5/16	3/8	9/16	2-3/8	2620-020†	11.68
3/8	3/8	9/16	2-3/8	2620-024†	11.68
7/16	3/8	13/16	2-1/2	2620-028†	15.20
1/2	1/2	1	3	2620-033†	15.20
9/16	1/2	1-1/8	3-1/8	2620-036†	21.30
5/8	1/2	1-1/8	3-1/8	2620-040†	11.22
5/8	5/8	1-5/16	3-7/16	2620-041†	22.58
3/4	1/2	1-5/16	3-5/16	2620-048†	12.75
3/4	5/8	1-1/2	3-7/16	2620-049†	24.62
7/8	5/8	1-1/2	3-5/8	2620-056†	31.06
7/8	7/8	1-1/2	3-3/4	2620-057†	16.17
1	5/8	1-1/2	3-5/8	2620-064†	18.96
1	1	1-5/16	3-5/16	2620-065†	18.96
1-1/8	7/8	1-5/8	3-7/8	2620-072†	28.89
1-1/8	1	1-5/8	4-1/8	2620-073†	31.91
1-1/4	1	1-5/8	4-1/8	2620-080†	32.71
1-3/8	1	1-5/8	4-1/8	2620-088†	37.17
1-1/2	1	1-5/8	4-1/8	2620-096†	41.61
1-1/2	1-1/4	1-5/8	4-1/8	2620-097†	41.61
1-5/8	1-1/4	1-5/8	4-1/8	2620-104†	49.73
1-3/4	1-1/4	1-5/8	4-1/8	2620-112†	52.36
1-7/8	1-1/4	1-5/8	4-1/8	2620-120†	52.36
2	1-1/4	1-5/8	4-1/8	2620-128†	208.00

† Limited Quantities

Stub Flute

Vertical Mill and Bridgeport



3

DIA.	SHANK DIA.	FLUTE LG'TH.	OAL	Pittsburg ALLEGHANY ORDER NO.	PRICE EACH
1/2	1/2	3/4	2-1/8	2713-321†	$8.58
7/8	1/2	5/8	2-5/8	2713-561†	10.83
1	1/2	3/4	2-3/4	2713-641†	12.63
1	5/8	3/4	2-7/8	2713-642†	12.93
1	3/4	3/4	3	2713-643†	12.93
1-1/8	1/2	3/4	2-3/4	2713-721†	19.44
1-1/8	5/8	3/4	2-7/8	2713-722†	19.44
1-1/8	3/4	3/4	3	2713-723†	19.44
1-1/4	1/2	3/4	2-3/4	2713-801†	20.49
1-1/4	3/4	3/4	3	2713-803†	20.49
1-3/8	5/8	3/4	2-7/8	2713-881†	21.18
1-3/8	3/4	3/4	3	2713-882†	21.18
1-1/2	3/4	3/4	3	2713-962†	22.98

† Limited Quantities

Miniature, Two Flute, End Mills

3/16” Shank – Double End – R.H.S. – R.H.C.

3

WARNING: This product contains Cobalt and/or Nickel and/or Lead a chemical known to the state of California to cause cancer or birth defects or other reproductive harm. For more information: www.prop65.ca.gov. **WARNING:** Cutting tools may shatter. Always wear approved safety glasses and mask when regrinding.



High Speed Steel - Stub Length

DIA.	SHANK DIA.	FLUTE LG'TH.	OAL	SQUARE END ORDER NO.	SQUARE END PRICE EACH	BALL END ORDER NO.	BALL END PRICE EACH
1/32	3/16	3/64	2	2610-082	$18.20	2610-142	$10.07
3/64	3/16	1/16	2	2610-083	15.98	2610-143	10.07
1/16	3/16	3/32	2	2610-084	15.98	2610-144	10.07
5/64	3/16	1/8	2	2610-085	15.98	2610-145	10.07
3/32	3/16	9/64	2	2610-086	15.72	2610-146	9.51
7/64	3/16	5/32	2	2610-087	15.72	2610-147	9.51
1/8	3/16	3/16	2	2610-088	15.72	2610-148	9.51
9/64	3/16	7/32	2	2610-089	15.72	2610-149	9.51
5/32	3/16	15/64	2	2610-090	15.72	2610-150	9.51
11/64	3/16	1/4	2	2610-091	15.72	2610-151	9.51
3/16	3/16	9/32	2	2610-092	15.72	2610-152	9.51

M42 8% Cobalt - Stub Length

DIA.	SHANK DIA.	FLUTE LG'TH.	OAL	ORDER NO.	PRICE EACH
1/32	3/16	3/64	2	2701-142	$27.00
3/64	3/16	1/16	2	2701-143	27.00
1/16	3/16	3/32	2	2701-144	27.00
5/64	3/16	1/8	2	2701-145	27.00
3/32	3/16	9/64	2	2701-146	27.00
7/64	3/16	5/32	2	2701-147	27.00
1/8	3/16	3/16	2	2701-148	27.00
9/64	3/16	7/32	2	2701-149	27.00
5/32	3/16	15/64	2	2701-150	27.00
11/64	3/16	1/4	2	2701-151	27.00
3/16	3/16	9/32	2	2701-152	27.00

High Speed Steel - Regular Length

DIA.	SHANK DIA.	FLUTE LG'TH.	OAL	SQUARE END ORDER NO.	SQUARE END PRICE EACH	BALL END ORDER NO.	BALL END PRICE EACH
1/32	3/16	3/32	2-1/4	2610-102	$19.61	2610-162	$10.07
3/64	3/16	9/64	2-1/4	2610-103	19.61	2610-163	10.07
1/16	3/16	3/16	2-1/4	2610-104	18.30	2610-164	26.67
5/64	3/16	15/64	2-1/4	2610-105	18.30	2610-165	26.67
3/32	3/16	9/32	2-1/4	2610-106	17.54	2610-166	26.67
7/64	3/16	21/64	2-1/4	2610-107	17.54	2610-167	26.67
1/8	3/16	3/8	2-1/4	2610-108	17.54	2610-168	26.67
9/64	3/16	13/32	2-1/4	2610-109	17.54	2610-169	26.67
5/32	3/16	7/16	2-1/4	2610-110	17.54	2610-170	26.67
11/64	3/16	1/2	2-1/4	2610-111	17.54	2610-171	26.67
3/16	3/16	1/2	2-1/4	2610-112	17.54	2610-172	27.07

M42 8% Cobalt - Regular Length

DIA.	LENGTH OF CUT	SHANK DIA.	OAL	ORDER NO.	PRICE EACH
1/32	3/32	3/16	2-1/4	2701-162	$33.64
3/64	9/64	3/16	2-1/4	2701-163	33.64
1/16	3/16	3/16	2-1/4	2701-164	33.64
5/64	15/64	3/16	2-1/4	2701-165	33.64
3/32	9/32	3/16	2-1/4	2701-166	33.64
7/64	21/64	3/16	2-1/4	2701-167	33.64
1/8	3/8	3/16	2-1/4	2701-168	33.64
9/64	13/32	3/16	2-1/4	2701-169	33.64
5/32	7/16	3/16	2-1/4	2701-170	33.64
11/64	1/2	3/16	2-1/4	2701-171	33.64
3/16	1/2	3/16	2-1/4	2701-172	33.64

High Speed Steel - Long Length

DIA.	SHANK DIA.	FLUTE LG'TH.	OAL	SQUARE END ORDER NO.	SQUARE END PRICE EACH	BALL END ORDER NO.	BALL END PRICE EACH
1/32	3/16	7/32	2-1/2	–	–	2610-182	$12.41
1/16	3/16	7/32	2-1/2	2610-124	$21.77	2610-184	35.58
5/64	3/16	1/4	2-1/2	2610-125	21.77	–	–
3/32	3/16	9/32	2-5/8	2610-126	21.77	2610-186	34.13
7/64	3/16	9/32	2-5/8	2610-127	21.77	–	–
1/8	3/16	3/4	3-1/8	2610-128	21.77	2610-188	34.13
9/64	3/16	3/4	3-1/8	2610-129	21.77	–	–
5/32	3/16	7/8	3-1/4	2610-130	21.77	2610-190	34.13
11/64	3/16	7/8	3-1/4	2610-131	21.77	–	–
3/16	3/16	1	3-3/8	2610-132	21.77	2610-192	34.13

M42 8% Cobalt - Long Length

DIA.	SHANK DIA.	FLUTE LG'TH.	OAL	ORDER NO.	PRICE EACH
1/16	3/16	7/32	2-1/2	2701-184	$14.05
5/64	3/16	1/4	2-1/2	2701-185	14.05
3/32	3/16	9/32	2-5/8	2701-186	14.05
7/64	3/16	9/32	2-5/8	2701-187	14.05
1/8	3/16	3/4	3-1/8	2701-188	14.05
9/64	3/16	3/4	3-1/8	2701-189	14.05
5/32	3/16	7/8	3-1/4	2701-190	14.05
11/64	3/16	7/8	3-1/4	2701-191	14.05
3/16	3/16	1	3-3/8	2701-192	14.05

Two Flute, Double End, End Mills

High Speed Steel – R.H.C. – R.H.S.

3

WARNING: This product contains Cobalt and/or Nickel and/or Lead a chemical known to the state of California to cause cancer or birth defects or other reproductive harm. For more information: www.prop65.ca.gov. **WARNING:** Cutting tools may shatter. Always wear approved safety glasses and mask when regrinding.



Uncoated

TiN Coated

SIZE				UNCOATED Pittsburg® ALLEGHANY		TiN COATED Pittsburg® ALLEGHANY		UNCOATED ALLEGIANCE® AMERICAN MADE			
DIA.	SHANK DIA.	FLUTE LENGTH	OAL	ORDER NO.	PRICE EACH	ORDER NO.	PRICE EACH	LENGTH OF CUT	OAL	ORDER NO.	PRICE EACH
1/8	3/8	3/8	3-1/16	2636-108	$ 13.07	2636-408	$ 30.13	3/8	3-1/16	2592-708	$14.45
9/64	3/8	7/16	3-1/8	2636-109	13.33	–	–	–	–	–	–
5/32	3/8	7/16	3-1/8	2636-110	13.33	–	–	7/16	3-1/8	2592-710	14.45
11/64	3/8	7/16	3-1/8	2636-111	13.46	–	–	–	–	–	–
3/16	3/8	7/16	3-1/8	2636-112	12.80	2636-412	29.77	7/16	3-1/4	2592-712	14.45
13/64	3/8	1/2	3-1/8	2636-113	13.73	–	–	–	–	–	–
7/32	3/8	1/2	3-1/8	2636-114	13.33	–	–	1/2	3-1/4	2592-714	14.45
15/64	3/8	1/2	3-1/8	2636-115	13.73	–	–	–	–	–	–
1/4	3/8	1/2	3-1/8	2636-116	12.80	2636-416	29.77	1/2	3-3/8	2592-716	14.45
17/64	3/8	9/16	3-1/8	2636-117	13.73	–	–	–	–	–	–
9/32	3/8	9/16	3-1/8	2636-118	13.33	–	–	9/16	3-3/8	2592-718	14.45
19/64	3/8	9/16	3-1/8	2636-119	13.73	–	–	–	–	–	–
5/16	3/8	9/16	3-1/8	2636-120	12.80	2636-420	29.77	9/16	3-1/2	2592-720	14.45
21/64	3/8	9/16	3-1/8	2636-121	13.73	–	–	–	–	–	–
11/32	3/8	9/16	3-1/8	2636-122	13.33	–	–	9/16	3-1/2	2592-722	14.45
23/64	3/8	9/16	3-1/8	2636-123	13.73	–	–	–	–	–	–
3/8	3/8	9/16	3-1/8	2636-124	12.80	2636-424	29.77	9/16	3-1/2	2592-724	14.45
25/64	1/2	13/16	3-3/4	2636-125	20.20	–	–	13/16	4-1/8	2592-725†	21.79
13/32	1/2	13/16	3-3/4	2636-126	20.20	–	–	13/16	4-1/8	2592-726	21.79
27/64	1/2	13/16	3-3/4	2636-127	20.20	–	–	–	–	–	–
7/16	1/2	13/16	3-3/4	2636-128	18.88	2636-428	43.35	13/16	4-1/8	2592-728	20.88
29/64	1/2	13/16	3-3/4	2636-129	20.20	–	–	–	–	–	–
15/32	1/2	13/16	3-3/4	2636-130	20.20	–	–	13/16	4-1/8	2592-730	21.79
31/64	1/2	13/16	3-3/4	2636-131	20.20	–	–	–	–	–	–
1/2	1/2	13/16	3-3/4	2636-132	20.20	2636-432	45.15	13/16	4-1/8	2592-732	21.79
17/32	5/8	1-1/8	4-1/2	2636-134	26.66	–	–	–	–	–	–
9/16	5/8	1-1/8	4-1/2	2636-136	26.66	–	–	1-1/8	5	2592-736	28.84
19/32	5/8	1-1/8	4-1/2	2636-138	26.66	–	–	–	–	–	–
5/8	5/8	1-1/8	4-1/2	2636-140	26.66	2636-440	57.00	1-1/8	5	2592-740	28.84
21/32	3/4	1-5/16	5	2636-142	34.32	–	–	–	–	–	–
11/16	3/4	1-5/16	5	2636-144	33.00	–	–	1-5/16	5-5/8	2592-744	36.27
23/32	3/4	1-5/16	5	2636-146	34.98	–	–	–	–	–	–
3/4	3/4	1-5/16	5	2636-148	33.00	2636-448	69.31	1-5/16	5-5/8	2592-748	36.27
13/16	7/8	1-9/16	5-1/2	2636-152	41.98	–	–	1-9/16	6-1/8	2592-752	45.63
27/32	7/8	1-9/16	5-1/2	2636-154	43.51	–	–	–	–	–	–
7/8	7/8	1-9/16	5-1/2	2636-156	42.24	–	–	1-9/16	6-1/8	2592-756	45.63
29/32	1	1-5/8	5-7/8	2636-158	53.02	–	–	–	–	–	–
15/16	1	1-5/8	5-7/8	2636-160	51.48	–	–	1-5/8	6-3/8	2592-760	56.16
31/32	1	1-5/8	5-7/8	2636-162	53.02	–	–	–	–	–	–
1	1	1-5/8	5-7/8	2636-164	51.48	2636-464	101.42	1-5/8	6-3/8	2592-764	56.16

† Limited Quantities

Two Flute, Double End, End Mills
High Speed Steel

3

WARNING: This product contains Cobalt and/or Nickel and/or Lead a chemical known to the state of California to cause cancer or birth defects or other reproductive harm. For more information: www.prop65.ca.gov. **WARNING:** Cutting tools may shatter. Always wear approved safety glasses and mask when regrinding.

Metric Double End - R.H.S. - R.H.C.



MILL DIA. (mm.)	SHANK DIA.	Pittsburg® ALLEGHANY FLUTE LENGTH	OAL	ORDER NO.	PRICE EACH	ALLEGIANCE® AMERICAN MADE FLUTE LENGTH	OAL	ORDER NO.	PRICE EACH
3.0	3/8	3/8	3-1/16	2628-530	$16.46	3/8	3-1/16	2636-830	$17.80
3.5	3/8	–	–	–	–	7/16	3-1/4	2636-835	POA
4.0	3/8	7/16	3-1/8	2628-540	16.46	7/16	3-1/4	2636-840	17.09
4.5	3/8	–	–	–	–	7/16	3-1/4	2636-845	13.94
5.0	3/8	1/2	3-1/8	2628-550	16.46	7/16	3-1/4	2636-850	16.79
5.5	3/8	–	–	–	–	1/2	3-1/4	2636-855	14.76
6.0	3/8	1/2	3-1/8	2628-560	16.46	1/2	3-3/8	2636-860	18.00
6.5	3/8	–	–	–	–	1/2	3-3/8	2636-865	14.22
7.0	3/8	9/16	3-1/8	2628-570	16.46	9/16	3-3/8	2636-870	20.92
7.5	3/8	–	–	–	–	9/16	3-3/8	2636-875	14.22
8.0	3/8	9/16	3-1/2	2628-580	16.46	9/16	3-1/2	2636-880	21.43
8.5	3/8	–	–	–	–	9/16	3-1/2	2636-885	POA
9.0	3/8	–	–	–	–	9/16	3-1/2	2636-890	21.12
9.5	3/8	–	–	–	–	9/16	3-1/2	2636-895	POA
10.0	1/2	13/16	3-3/4	2628-600	25.44	13/16	4-1/8	2636-900	32.65
10.5	1/2	–	–	–	–	13/16	4-1/8	2636-905	18.43
11.0	1/2	–	–	–	–	13/16	4-1/8	2636-910	20.98
11.5	1/2	–	–	–	–	13/16	4-1/8	2636-915	22.45
12.0	1/2	13/16	3-3/4	2628-620	25.44	13/16	4-1/8	2636-920	31.10
13.0	5/8	–	–	–	–	1-1/8	5	2636-930	29.24
14.0	5/8	1-1/8	4-1/2	2628-640	33.60	1-1/8	5	2636-940	39.08
15.0	5/8	–	–	–	–	1-1/8	5	2636-950	27.67
16.0	3/4	1-5/16	5	2628-660	41.58	1-5/16	5-5/8	2636-960	48.88
18.0	3/4	1-5/16	5	2628-680	41.58	1-5/16	5-5/8	2636-980	49.67
20.0	7/8	1-9/16	5-1/2	2628-700	47.11	1-5/16	5-5/8	2636-991	43.43
22.0	1	1-5/8	5-7/8	2628-720	47.11	–	–	–	–
24.0	1	1-5/8	5-7/8	2628-740	64.86	–	–	–	–

Straight Flute - R.H.C.

DIA.	SHANK DIA.	FLUTE LENGTH	OAL	Pittsburg® ALLEGHANY ORDER NO.	PRICE EACH
1/8	3/8	3/8	3	2636-508†	$6.80
3/16	3/8	7/16	3	2636-512†	6.80
1/4	3/8	1/2	3	2636-516†	6.80
5/16	3/8	9/16	3	2636-520†	6.80
7/16	1/2	13/16	3-3/4	2636-528†	9.68
1/2	1/2	13/16	3-3/4	2636-532†	10.03
5/8	5/8	1-1/8	3-7/16	2636-540†	14.31
3/4	3/4	1- 5/16	4-1/2	2636-548†	18.87
7/8	7/8	1-9/16	5	2636-556†	24.96
1	5/8	1-5/8	5-1/2	2636-564†	32.76

Left Hand Spiral - L.H.C.

DIA.	SHANK DIA.	FLUTE LENGTH	OAL	Pittsburg® ALLEGHANY ORDER NO.	PRICE EACH
1/8	3/8	3/8	3-1/8	2636-708†	$16.74
3/16	3/8	7/16	3-1/8	2636-712†	16.74
7/32	3/8	1/2	3-1/8	2636-714†	16.74
1/4	3/8	1/2	3-1/8	2636-716†	16.74
9/32	3/8	9/16	3-1/8	2636-718†	16.86
5/16	3/8	9/16	3-1/8	2636-720†	16.86
11/32	3/8	9/16	3-1/8	2636-722†	16.86
3/8	3/8	9/16	3-1/8	2636-724†	16.86
13/32	1/2	13/16	3-3/4	2636-726†	27.15
7/16	1/2	13/16	3-3/4	2636-728†	27.15
15/32	1/2	13/16	3-3/4	2636-730†	27.15
1/2	1/2	13/16	3-3/4	2636-732†	27.15
9/16	5/8	1-1/8	4-1/2	2636-736†	35.84
5/8	5/8	1-1/8	4-1/2	2636-740†	35.84
3/4	3/4	1-5/16	5	2636-748†	40.66
7/8	7/8	1-9/16	5-1/2	2636-756†	54.40
1	1	1-5/8	5-7/8	2636-764†	66.10

Huot Master End Mill Dispenser

1

All steel cabinet with plastic dividers to help protect and separate end mills.

Top drawer holds single end fractional end mills in popular sizes 1/8" to 1" with 41 compartments.

2nd drawer holds double end fractional end mills 1/16" to 1" in popular sizes with 41 compartments.

Lower drawer is undivided for extra end mills, cutters, drills, reamers and miscellaneous tools.

Dimensions: 11" x 26-1/4" x 9-1/2".

Each cabinet is LOCKABLE with its own individual set of keys and is STACKABLE for larger inventories.

Shipping Weight: 31 lbs. each. Cube: 1.64

For 2-Flute End Mills
Order No. 1919-385
PRICE EACH – $529.00

For 4-Flute End Mills
Order No. 1919-390
PRICE EACH – $549.00

Two Flute – Fast Spiral End Mills for Aluminum

Two Flute - Single End

WARNING: This product contains Cobalt and/or Nickel and/or Lead a chemical known to the state of California to cause cancer or birth defects or other reproductive harm. For more information: www.prop65.ca.gov. **WARNING:** Cutting tools may shatter. Always wear approved safety glasses and mask when regrinding.

Regular Length

DIA.	SHANK DIA.	FLUTE LENGTH	OAL	Pittsburg ALLEGHANY ORDER NO.	Pittsburg ALLEGHANY PRICE EACH	ALLEGIANCE AMERICAN MADE ORDER NO.	ALLEGIANCE AMERICAN MADE PRICE EACH
1/4	3/8	5/8	2-1/2	2621-161	$ 19.41	3882-161	$15.15
5/16	3/8	3/4	2-1/2	2621-201	19.41	3882-201	12.84
3/8	3/8	3/4	2-1/2	2621-241	19.41	3882-241	14.83
7/16	3/8	1	2-11/16	2621-281	23.69	3882-281	14.82
1/2	1/2	1-1/4	3-1/4	2621-321	26.33	3882-321	23.55
5/8	1/2	1-3/8	3-3/8	–	–	3882-401	41.18
5/8	5/8	1-5/8	3-3/4	2621-401	36.76	3882-402	20.00
3/4	3/4	1-5/8	3-7/8	2621-481	38.31	3882-482	33.51
7/8	7/8	1-7/8	4-1/8	2621-561	$55.46	3882-562	$31.66
1	1	2	4-1/2	2621-641	63.96	3882-642	37.20
1-1/4	1-1/4	2	4-1/2	2621-801	98.10	3882-801	POA
1-1/2	1-1/4	2	4-1/2	2621-961	121.90	3882-961	POA
1-3/4	1-1/4	2	4-1/2	2622-121	161.29	3883-121	POA
2	1-1/4	2	4-1/2	2622-281	192.98	3883-281	POA

Long Length

DIA.	SHANK DIA.	FLUTE LENGTH	OAL	Pittsburg ALLEGHANY ORDER NO.	Pittsburg ALLEGHANY PRICE EACH	ALLEGIANCE AMERICAN MADE ORDER NO.	ALLEGIANCE AMERICAN MADE PRICE EACH
1/4	3/8	1-1/4	3-1/8	2623-161	$ 22.50	3884-161	$16.29
5/16	3/8	1-3/8	3-1/8	2623-201	22.50	3884-201	16.84
3/8	3/8	1-1/2	3-1/4	2623-241	22.50	3884-241	19.94
7/16	1/2	1-3/4	3-3/4	2623-281	30.15	3884-281	18.69
1/2	1/2	2	4	2623-321	30.66	3884-321	23.12
5/8	5/8	2-1/2	4-5/8	2623-401	41.18	3884-401	POA
3/4	3/4	3	5-1/4	2623-481	53.21	3884-481	51.18
7/8	7/8	3-1/2	5-3/4	2623-561	70.88	–	–
1	1	3	5-1/2	2623-641†	POA	–	–
1	1	4	6-1/2	2623-642	92.81	3884-561	58.95
1-1/4	1-1/4	3	5-1/2	2623-801†	71.30	–	–
1-1/4	1-1/4	4	6-1/2	2623-802	132.65	3884-801	POA
1-1/2	1-1/4	3	5-1/2	2623-961†	101.51	–	–
1-1/2	1-1/4	4	6-1/2	2623-962	168.18	3884-961	POA
1-3/4	1-1/4	4	6-1/2	2624-121	234.00	–	–
2	1-1/4	4	6-1/2	2624-281	271.15	–	–

† Limited Quantities

Extra Long

DIA.	SHANK DIA.	FLUTE LENGTH	OAL	Pittsburg ALLEGHANY ORDER NO.	Pittsburg ALLEGHANY PRICE EACH	ALLEGIANCE AMERICAN MADE ORDER NO.	ALLEGIANCE AMERICAN MADE PRICE EACH
1/4	3/8	1-3/4	3-1/2	2625-161	$ 25.38	3885-161	POA
5/16	3/8	2	3-3/4	2625-201	26.10	3885-201	POA
3/8	3/8	2-1/2	4-1/4	2625-241	27.40	–	–
7/16	1/2	2-3/4	4-3/4	2625-281	36.56	3885-281	POA
1/2	1/2	3	5	2625-321	36.56	3885-321	$26.84
5/8	5/8	4	6-1/8	2625-401	50.69	3885-401	30.02
3/4	3/4	4	6-1/4	2625-481	72.00	3885-481	43.79
7/8	7/8	5	7-1/4	2625-561	83.09	3885-561	56.30
1	1	6	8-1/2	2625-641	112.95	3885-641	65.94
1-1/4	1-1/4	6	8-1/2	2625-801	166.38	–	–
1-1/2	1-1/4	6	8-1/2	2625-961†	236.04	3885-961	POA
1-1/2	1-1/4	8	10-1/2	2625-962	262.26	–	–

† Limited Quantities

Ball End Mills for Aluminum

Two Flute, High Speed Steel



Regular Length

DIA.	SHANK DIA.	FLUTE LENGTH	OAL	ORDER NO.	PRICE EACH
1/4	3/8	5/8	2-1/2	3886-016	$20.43
5/16	3/8	3/4	2-1/2	3886-020	22.00
3/8	3/8	3/4	2-1/2	3886-024	22.00
7/16	3/8	1	2-11/16	3886-028	22.42
1/2	1/2	1-1/4	3-1/4	3886-032	30.43
5/8	5/8	1-5/8	3-3/4	3886-040	42.00
3/4	3/4	3	5-1/4	3886-048	47.01
1	1	2	4-1/2	3886-064	70.57

Long Length

DIA.	SHANK DIA.	FLUTE LENGTH	OAL	ORDER NO.	PRICE EACH
1/4	3/8	1-1/4	3-1/8	3886-116	$26.71
5/16	3/8	1-3/8	3-1/8	3886-120	26.71
3/8	3/8	1-1/2	3-1/4	3886-124	27.86
7/16	1/2	1-3/4	3-3/4	3886-128	31.71
1/2	1/2	2	4	3886-132	38.15
5/8	5/8	2-1/2	4-5/8	3886-140	52.15
3/4	3/4	3	5-1/4	3886-148	65.17
7/8	7/8	3-1/2	5-3/4	3886-156	61.59
1	1	4	6-1/2	3886-164	99.30
1-1/2	1-1/2	4	6-1/2	3886-196	148.77

Extra Long Length

DIA.	SHANK DIA.	FLUTE LENGTH	OAL	ORDER NO.	PRICE EACH
1/4	3/8	1-3/4	3-9/16	3886-216	$29.44
5/16	3/8	2	3-3/4	3886-220	29.44
3/8	3/8	2-1/2	4-1/4	3886-224	31.28
7/16	1/2	2-3/4	4-3/4	3886-228	43.73
1/2	1/2	3	5	3886-232	43.73
5/8	5/8	4	6-1/8	3886-240	63.58
3/4	3/4	4	6-1/4	3886-248	74.00
1	1	6	8-1/2	3886-264	109.44

Three Flute End Mills

Regular Length, Center Cutting

R. H. Cut – R. H. Spiral
High Speed Steel

3

WARNING: This product contains Cobalt and/or Nickel and/or Lead a chemical known to the state of California to cause cancer or birth defects or other reproductive harm. For more information: www.prop65.ca.gov. **WARNING:** Cutting tools may shattar. Always wear approved safety glasses and mask when regrinding.



DIA.	SHANK DIA.	FLUTE LENGTH	OAL	Pittsburg ALLEGHANY ORDER NO.	Pittsburg ALLEGHANY PRICE EACH	ALLEGIANCE AMERICAN MADE ORDER NO.	ALLEGIANCE AMERICAN MADE PRICE EACH
1/8	3/8	3/8	2-5/16	2640-081	$13.31	–	–
5/32	3/8	1/2	2-3/8	2640-101†	7.40	–	–
3/16	3/8	1/2	2-3/8	2640-121	13.31	–	–
1/4	3/8	5/8	2-7/16	2640-161	13.31	–	–
9/32	3/4	3/8	2-1/2	2640-181†	7.40	–	–
5/16	3/8	3/4	2-1/2	2640-201	13.31	–	–
11/32	3/8	3/4	2-1/2	2640-221†	7.40	–	–
3/8	3/8	3/4	2-1/2	2640-241	15.78	3992-241	$18.14
7/16	3/8	1	2-11/16	2640-281	17.35	3992-281	22.43
15/32	3/8	1	2-11/16	2640-301†	9.66	–	–
1/2	3/8	1	2-11/16	2640-321	17.35	3992-321	24.54
1/2	1/2	1-1/4	3-1/4	2640-322	17.75	3992-322	30.33
9/16	1/2	1-3/8	3-3/8	2640-361	25.49	3992-361	29.45
5/8	1/2	1-3/8	3-3/8	2640-401	25.49	3992-401	26.39
5/8	5/8	1-5/8	3-3/4	2640-402	25.49	3992-402	30.27
11/16	5/8	1-5/8	3-3/4	2640-442†	26.40	–	–
3/4	1/2	1-5/8	3-5/8	2640-481	30.41	3992-481	29.71

† Limited Quantities

DIA.	SHANK DIA.	FLUTE LENGTH	OAL	Pittsburg ALLEGHANY ORDER NO.	Pittsburg ALLEGHANY PRICE EACH	ALLEGIANCE AMERICAN MADE ORDER NO.	ALLEGIANCE AMERICAN MADE PRICE EACH
3/4	5/8	1-5/8	3-3/4	2640-482	$30.41	3992-482	$32.80
3/4	3/4	1-5/8	3-7/8	2640-483	30.41	3992-483	29.71
7/8	1/2	1-5/8	3-5/8	2640-561	20.22	3992-561	37.62
7/8	5/8	1-7/8	4	2640-562	36.32	3992-562	32.53
7/8	3/4	1-7/8	4-1/8	2640-563	36.32	3992-563	43.69
7/8	7/8	1-7/8	4-1/8	2640-564	36.32	–	–
15/16	5/8	1-7/8	4-1/8	2640-601†	24.28	–	–
15/16	7/8	1-7/8	4	2640-602†	24.28	–	–
1	5/8	1-7/8	4	2640-641	43.63	3992-641	36.72
1	3/4	1-7/8	4-1/8	2640-642	43.63	3992-642	72.81
1	7/8	1-7/8	4-1/8	2640-643	43.63	3992-643	45.28
1	1	2	4-1/2	2640-644	43.63	3992-644	42.47
1-1/8	1	2	4-1/2	2640-721	59.94	–	–
1-1/4	1-1/4	2	4-1/2	2640-802	74.84	–	–
1-1/2	1-1/4	2	4-1/2	2640-962	90.78	–	–
1-3/4	1-1/4	2	4-1/2	2641-121	97.16	–	–
2	1-1/4	2	4-1/2	2641-281	119.68	–	–

Long Length

R. H. Cut – R. H. Spiral–
High Speed Steel



DIA.	SHANK DIA.	FLUTE LENGTH	OAL	Pittsburg ALLEGHANY ORDER NO.	Pittsburg ALLEGHANY PRICE EACH
1/4	3/8	1-1/4	3-1/16	2642-161	$17.13
5/16	3/8	1-3/8	3-1/8	2642-201	17.13
3/8	3/8	1-1/2	3-1/4	2642-241	17.51
7/16	1/2	1-3/4	3-3/4	2642-281	24.30
1/2	1/2	2	4	2642-321	24.51
5/8	5/8	2-1/2	4-5/8	2642-401	34.51
3/4	3/4	3	5-1/4	2642-481	42.47
7/8	7/8	3-1/2	5-3/4	2642-561	53.09
1	1	4	6-1/2	2642-642	70.35
1-1/4	1-1/4	3	6-1/2	2642-801†	54.91
1-1/4	1-1/4	4	6-1/2	2642-802	103.53
1-1/2	1-1/4	4	6-1/2	2642-961	132.46
1-3/4	1-1/4	4	6-1/2	2643-121	208.37
2	1-1/4	4	6-1/2	2643-281	229.20

Double End

R. H. Cut – R. H. Spiral –
High Speed Steel



DIA.	SHANK DIA.	FLUTE LENGTH	OAL	Pittsburg ALLEGHANY ORDER NO.	Pittsburg ALLEGHANY PRICE EACH
1/8	3/8	3/8	3-1/4	2645-008	$19.16
5/32	3/8	7/16	3-1/4	2645-010†	12.30
3/16	3/8	1/2	3-1/4	2645-012	19.16
7/32	3/8	9/16	3-1/4	2645-014†	12.30
1/4	3/8	5/8	3-3/8	2645-016	19.16
9/32	3/8	11/16	3-3/8	2645-018	12.30
5/16	3/8	3/4	3-1/2	2645-020	19.16
3/8	3/8	3/4	3-1/2	2645-024	19.16
7/16	1/2	1	4-1/4	2645-028	28.98
15/32	1/2	1	4-1/4	2645-030†	28.98
1/2	1/2	1	4-1/4	2645-032	28.98
9/16	5/8	1-3/8	5	2645-036	40.81
5/8	5/8	1-3/8	5	2645-040	40.81
11/16	3/4	1-5/8	5-5/8	2645-044	50.40
3/4	3/4	1-5/8	5-5/8	2645-048	51.92
13/16	7/8	1-7/8	6-1/4	2645-052	66.00
7/8	7/8	1-7/8	6-1/4	2645-056	70.72
15/16	1	1-7/8	6-3/8	2645-060	86.00
1	1	1-7/8	6-1/2	2645-064	86.00

Multi-Flute, Single End, End Mills

Regular Length– R.H. Cut - R.H. Spiral - High Speed Steel

3

WARNING: This product contains Cobalt and/or Nickel and/or Lead a chemical known to the state of California to cause cancer or birth defects or other reproductive harm. For more information: www.prop65.ca.gov. **WARNING:** Cutting tools may shatter. Always wear approved safety glasses and mask when regrinding.

Non-Center Cut



Center Cut

TiN Coated

SIZE					UNCOATED								TiN COATED	
					NON-CENTER CUT				CENTER CUT				CENTER CUT	
					Pittsburg® ALLEGHANY		ALLEGIANCE® AMERICAN MADE		Pittsburg® ALLEGHANY		ALLEGIANCE® AMERICAN MADE		Pittsburg® ALLEGHANY	
DIA.	SHANK DIA.	FLUTE LENGTH	OAL	NO OF FLUTES	ORDER NO.	PRICE EACH	ORDER NO.	PRICE EACH	ORDER NO.	PRICE EACH	ORDER NO.	PRICE EACH	ORDER NO.	PRICE EACH
1/8	3/8	3/8	2-5/16	4	2650-081†	$ 9.37	2598-081	$ 15.74	2667-108	$ 12.44	2591-808	$ 18.45	2667-648	$ 19.76
5/32	3/8	3/8	2-3/8	4	2650-101†	9.99	2598-101	17.27	2667-110	11.50	–	–	–	–
11/64	3/8	1/2	2-3/8	4	2650-111†	9.85	–	–	–	–	–	–	–	–
3/16	3/8	1/2	2-3/8	4	–	–	2598-121	15.74	2667-112	12.44	2591-812	18.45	2667-652	19.76
13/64	3/8	1/2	2-3/8	4	2650-131†	4.26	–	–	–	–	–	–	–	–
7/32	3/8	1/2	2-3/8	4	2650-141†	9.99	2598-141	17.27	2667-114	12.44	2591-814	19.50	–	–
15/64	3/8	5/8	2-1/2	4	2650-151†	9.99	–	–	–	–	–	–	–	–
1/4	3/8	5/8	2-1/2	4	–	–	2598-161	15.74	2667-116	12.44	2591-816	18.45	2667-656	19.76
17/64	3/8	5/8	2-1/2	4	2650-171†	4.26	–	–	–	–	–	–	–	–
9/32	3/8	5/8	2-1/2	4	–	–	2598-181	16.11	2667-118	12.44	2591-818	19.55	–	–
5/16	3/8	3/4	2-1/2	4	–	–	2598-201	15.74	2667-120	12.44	2591-820	18.45	2667-660	19.76
21/64	3/8	3/4	2-1/2	4	2650-211†	9.85	–	–	–	–	–	–	–	–
11/32	3/8	3/4	2-1/2	4	2650-221†	9.99	2598-221	16.11	2667-122	6.73	2591-822	19.55	–	–
23/64	3/8	3/4	2-1/2	4	2650-231†	4.26	–	–	–	–	–	–	–	–
3/8	3/8	3/4	2-1/2	4	–	–	2598-241	15.74	2667-124	12.44	2591-824	18.45	2667-664	19.76
25/64	3/8	1	2-11/16	4	2650-251†	5.86	–	–	–	–	–	–	–	–
13/32	3/8	1	2-11/16	4	–	–	2598-261	22.23	2667-126	17.61	2591-826	27.65	–	–
27/64	3/8	1	2-11/16	4	2650-271†	13.17	–	–	–	–	–	–	–	–
7/16	3/8	1	2-11/16	4	2650-281†	12.54	2598-281	20.88	2667-128	17.84	2591-828	26.10	2667-668	25.47
29/64	3/8	1	2-11/16	4	2650-291†	12.54	–	–	–	–	–	–	–	–
15/32	3/8	1	2-11/16	4	2650-301†	12.54	2598-301	20.88	2667-130	17.84	2591-830	17.30	–	–
31/64	3/8	1	2-11/16	4	2650-311†	13.46	–	–	–	–	–	–	–	–
1/2	3/8	1	2-11/16	4	2650-321†	12.54	2598-321	20.61	2667-131	17.84	–	–	–	–
1/2	1-1/4	1/2	3-1/4	4	–	–	2598-322	20.61	2667-132	17.84	2591-832	26.10	2667-672	28.24
17/32	1/2	1-3/8	3-3/8	4	–	–	2598-341	26.91	–	–	2591-834	35.20	–	–
9/16	1/2	1-3/8	3-3/8	4	–	–	2598-361	26.91	2667-136	21.17	2591-836	35.20	–	–
19/32	1/2	1-3/8	3-3/8	4	2650-381†	7.61	–	–	–	–	–	–	–	–
39/64	1/2	1-3/8	3-3/8	4	2650-390†	9.43	–	–	–	–	–	–	–	–
5/8	1/2	1-3/8	3-3/8	4	2650-401†	17.69	2598-401	29.52	2667-139	24.67	2591-839	24.88	–	–
5/8	5/8	3-3/4	4	4	–	–	2598-402	33.03	2667-140	24.67	2591-840	35.20	2667-680	38.81
11/16	1/2	1-5/8	3-5/8	4	2650-441†	19.67	2598-441	31.59	2667-143	25.66	–	–	–	–
11/16	5/8	1-5/8	3-3/4	4	2650-442†	20.33	2598-442	34.07	2667-144	25.66	2591-844	37.08	2667-684	42.61
23/32	1/2	1-5/8	3-5/8	4	2650-461†	11.86	–	–	–	–	–	–	–	–
3/4	1/2	1-5/8	3-5/8	4	–	–	2598-481	33.39	2667-146	28.84	–	–	–	–
3/4	5/8	1-5/8	3-3/4	4	–	–	2598-482	35.33	2667-147	28.84	2591-847	29.77	–	–
3/4	3/4	1-5/8	3-7/8	4	–	–	2598-483	36.68	2667-148	28.84	2591-848	42.10	2667-688	44.99
13/16	5/8	1-7/8	4	6	–	–	2598-522	45.00	2667-151	23.34	–	–	–	–
13/16	3/4	1-7/8	4-1/8	4	–	–	2598-521	42.30	2667-152	23.34	2591-852	47.30	–	–
27/32	1/2	1-5/8	3-5/8	4	2650-541†	16.37	–	–	–	–	–	–	–	–
7/8	1/2	1-5/8	3-5/8	4	–	–	–	–	2667-153	39.10	–	–	–	–
7/8	5/8	1-7/8	4	6	2650-564†	27.72	2598-563	46.22	2667-154	23.58	2591-854	39.45	–	–
7/8	3/4	1-7/8	4-1/8	4	2650-565†	28.64	2598-561	46.22	2667-155	36.43	–	–	–	–
7/8	3/4	1-7/8	4-1/8	6	2650-566†	POA	–	–	–	–	–	–	–	–
7/8	7/8	1-7/8	4-1/8	4	–	–	2598-562	45.54	2667-156	36.43	2591-856	49.25	2667-696	61.07
29/32	1/2	1-7/8	3-7/8	4	2650-581†	34.41	–	–	–	–	–	–	–	–
15/16	1/2	1-7/8	3-7/8	6	2650-602†	30.33	–	–	–	–	–	–	–	–
15/16	5/8	1-7/8	4	6	–	–	2598-603	POA	2667-158	26.45	–	–	–	–

† Limited Quantities

Multi-Flute, Single End, End Mills (cont'd)

3

WARNING: This product contains Cobalt and/or Nickel and/or Lead a chemical known to the state of California to cause cancer or birth defects or other reproductive harm. For more information: www.prop65.ca.gov. **WARNING:** Cutting tools may shatter. Always wear approved safety glasses and mask when regrinding.

Regular Length – R.H. Cut - R.H. Spiral - High Speed Steel

Non-Center Cut



Center Cut

TiN Coated

SIZE					UNCOATED								TiN COATED	
					NON-CENTER CUT				CENTER CUT				CENTER CUT	
					Pittsburg® ALLEGHANY		ALLEGIANCE® AMERICAN MADE		Pittsburg® ALLEGHANY		ALLEGIANCE® AMERICAN MADE		Pittsburg® ALLEGHANY	
DIA.	SHANK DIA.	FLUTE LENGTH	OAL	NO OF FLUTES	ORDER NO.	PRICE EACH	ORDER NO.	PRICE EACH	ORDER NO.	PRICE EACH	ORDER NO.	PRICE EACH	ORDER NO.	PRICE EACH
15/16	3/4	1-7/8	4-1/8	4	2650-603†	$32.72	2598-601	$57.51	2667-159	$40.23	–	–	–	–
15/16	7/8	1-7/8	4-1/8	4	2650-604†	32.72	2598-602	51.48	2667-160	40.23	2591-860	$ 57.30	–	–
31/32	1/2	1-7/8	3-7/8	4	2650-621†	18.47	–	–	–	–	–	–	–	–
1	1/2	1-7/8	3-7/8	4	–	–	–	–	2667-161	28.31	–	–	–	–
1	5/8	1-7/8	4	6	–	–	2598-644	52.74	2667-162	40.23	2591-862	43.84	–	–
1	3/4	1-7/8	4-1/8	4	2650-643†	31.15	2598-640	51.75	2667-163	40.23	2591-863	62.10	2667-703	$ 66.81
1	7/8	1-7/8	4-1/8	4	2650-645†	33.00	2598-642	51.75	2667-165	41.75	–	–	–	–
1	1	2	4-1/2	4	2650-646†	33.00	2598-643	54.86	2667-164	44.02	2591-864	62.10	2667-704	69.59
1-1/16	3/4	2	4-1/4	6	–	–	2598-680	POA	2667-168	65.26	–	–	–	–
1-1/8	3/4	2	4-1/4	6	–	–	2598-720	77.13	2667-170	60.95	2591-870	55.71	–	–
1-1/8	7/8	2	4-1/4	6	–	–	2598-721	72.62	2667-171	37.51	–	–	–	–
1-1/8	1	2	4-1/2	4	–	–	–	–	2667-172	37.51	2591-872	63.33	–	–
1-1/8	1	2	4-1/2	6	2650-724†	44.88	2598-722	74.88	2667-173	37.51	2591-873	63.41	–	–
1-3/16	3/4	2	4-1/4	6	–	–	–	–	2667-176	38.93	–	–	–	–
1-1/4	3/4	2	4-1/2	6	–	–	2598-800	79.20	2667-177	65.47	–	–	–	–
1-1/4	7/8	2	4-1/4	6	2650-802†	47.52	2598-802	79.20	2667-178	40.22	–	–	–	–
1-1/4	1	2	4-1/2	6	–	–	2598-803	81.76	2667-179	98.50	2591-879	98.50	–	–
1-1/4	1-1/4	2	4-1/2	4	–	–	–	–	2667-180	65.47	2591-880	96.30	–	–
1-1/4	1-1/4	2	4-1/2	6	2650-805†	52.80	2598-804	84.60	2667-181	65.47	2591-881	96.30	–	–
1-5/16	3/4	2	4-1/2	6	–	–	–	–	2667-184	42.10	–	–	–	–
1-3/8	3/4	2	4-1/4	6	–	–	–	–	2667-186	79.58	–	–	–	–
1-3/8	1	2	4-1/2	6	–	–	2598-881	99.35	2667-187	51.89	–	–	–	–
1-3/8	1-1/4	2	4-1/2	6	–	–	–	–	2667-188	51.89	–	–	–	–
1-7/16	3/4	2	4-1/2	6	–	–	–	–	2667-192	58.14	–	–	–	–
1-1/2	3/4	2	4-1/4	6	–	–	2598-960	109.17	2667-193	58.14	–	–	–	–
1-1/2	1	2	4-1/2	6	–	–	2598-962	104.40	2667-195	58.14	2591-895	123.30	–	–
1-1/2	1-1/4	2	4-1/2	4	–	–	2598-961	104.40	2667-196	58.14	2591-896	118.80	–	–
1-1/2	1-1/4	2	4-1/2	6	2650-965†	66.00	2598-963	104.40	2667-197	80.65	2591-897	118.80	–	–
1-5/8	3/4	2	4-1/2	6	–	–	–	–	2667-202	64.12	–	–	–	–
1-5/8	1-1/4	2	4-1/2	6	–	–	2599-041	130.50	2667-204	64.12	–	–	–	–
1-3/4	3/4	2	4-1/2	6	–	–	2599-120	137.00	2667-211	91.28	–	–	–	–
1-3/4	1-1/4	2	4-1/2	4	2651-122†	77.88	2599-122	130.50	2667-212	87.05	–	–	–	–
1-3/4	1-1/4	2	4-1/2	6	–	–	2599-121	130.50	2667-213	101.20	2591-912	155.00	–	–
1-7/8	3/4	2-1/2	4-1/2	6	–	–	–	–	2667-219	105.80	–	–	–	–
1-7/8	1-1/4	2	4-1/2	6	–	–	–	–	2667-220	116.04	–	–	–	–
1-7/8	1-1/4	2	4-1/2	8	2651-202†	84.04	2599-201	130.50	–	–	–	–	–	–
2	3/4	2	4-1/4	8	–	–	–	–	2667-227	126.50	–	–	–	–
2	1-1/4	2	4-1/2	4	–	–	–	–	2667-228	131.16	–	–	–	–
2	1-1/4	2	4-1/2	6	–	–	2599-282	149.31	2667-229	131.16	2591-928	166.50	–	–
2	1-1/4	2	4-1/2	8	2651-284†	95.04	2599-284	149.31	2667-230	136.55	–	–	–	–

† Limited Quantities

Metric, Multiple Flute, Single End, End Mills

Regular Length– R.H. Cut - R.H. Spiral - High Speed Steel

Look for ALLEGIANCE® AMERICANMADE

3

WARNING: This product contains Cobalt and/or Nickel and/or Lead a chemical known to the state of California to cause cancer or birth defects or other reproductive harm. For more information: www.prop65.ca.gov. WARNING: Cutting tools may shatter. Always wear approved safety glasses and mask when regrinding.

Metric – Four Flute – R.H. Spiral– R.H. Cut – Regular Length

				NON-CENTER CUT		CENTER CUT			
				Pittsburg® ALLEGHANY		Pittsburg® ALLEGHANY		ALLEGIANCE® AMERICAN MADE	
DIA. (mm.)	SHANK DIA.	FLUTE LENGTH	OAL	ORDER NO.	PRICE EACH	ORDER NO.	PRICE EACH	ORDER NO.	PRICE EACH
3.0	3/8	3/8	2-5/16	–	–	2628-310	$11.28	2662-030	$14.70
3.5	3/8	1/2	2-3/8	–	–	–	–	2662-035	14.40
4.0	3/8	1/2	2-3/8	–	–	2628-312	11.28	2662-040	14.78
4.5	3/8	1/2	2-3/8	–	–	–	–	2662-045	POA
5.0	3/8	5/8	2-7/16	–	–	2628-314	11.28	2662-050	13.70
5.5	3/8	5/8	2-7/16	–	–	–	–	2662-055	14.63
6.0	3/8	5/8	2-7/16	–	–	2628-316	6.47	2662-060	14.32
6.5	3/8	5/8	2-7/16	–	–	–	–	2662-065	13.41
7.0	3/8	3/4	2-1/2	–	–	2628-318	6.47	2662-070	13.62
7.5	3/8	3/4	2-1/2	–	–	–	–	2662-075	14.69
8.0	3/8	3/4	2-1/2	–	–	2628-320	11.28	2662-080	14.32
8.5	3/8	3/4	2-1/2	–	–	–	–	2662-085	13.35
9.0	3/8	3/4	2-1/2	2628-090†	$13.54	2628-322	7.11	2662-090	14.55
9.5	3/8	3/4	2-1/2	–	–	–	–	2662-095	18.32
10.0	3/8	3/4	2-1/2	–	–	2628-324	8.17	2662-100	18.32
10.5	3/8	1	2-11/16	–	–	–	–	2662-105	POA
11.0	3/8	1	2-11/16	2628-110†	18.13	2628-326	8.71	2662-110	22.76
11.5	3/8	1	2-11/16	2628-115†	5.76	–	–	2662-115	19.58
12.0	3/8	1	2-11/16	–	–	2628-328	15.44	–	–
12.0	1/2	1-1/4	3-1/4	–	–	–	–	2662-122	19.33
12.5	1/2	1-1/4	3-1/4	2628-125†	20.82	–	–	2662-125	21.68
13.0	1/2	1-1/4	3-1/4	2628-130†	21.14	2628-330	10.33	2662-130	24.13
13.5	1/2	1-3/8	3-3/8	–	–	–	–	2662-135	21.79
14.0	1/2	1-3/8	3-3/8	–	–	2628-332	12.58	2662-140	22.48
14.5	1/2	1-3/8	3-3/8	–	–	–	–	2662-145	23.83
15.0	1/2	1-3/8	3-3/8	–	–	2628-334	13.51	2662-150	23.83
16.0	5/8	1-5/8	3-3/4	–	–	2628-336	13.99	2662-160	25.60
17.0	5/8	1-5/8	3-3/4	–	–	–	–	2662-170	POA
18.0	5/8	1-5/8	3-3/4	–	–	2628-340	17.77	2662-180	27.84
19.0	5/8	1-5/8	3-3/4	–	–	–	–	2662-190	28.10
20.0	5/8	1-7/8	4	–	–	2628-344	23.18	2662-200	33.73
21.0	5/8	1-7/8	4	–	–	–	–	2662-210	32.03
22.0	3/4	1-7/8	4-1/8	–	–	2628-348	27.05	–	–
22.0	7/8	1-7/8	4-1/8	–	–	–	–	2662-220	30.68
23.0	7/8	1-7/8	4-1/8	–	–	–	–	2662-230	36.80
24.0	3/4	2	4-1/2	–	–	2628-352	45.06	–	–
24.0	1	2	4-1/2	–	–	–	–	2662-240	42.37
25.0	1	2	4-1/2	–	–	–	–	2662-250	46.37

† Limited Quantities

20 Piece TiN Coated End Mill Set

Contains:

2 Flute Single End
3/16, 1/4, 5/16, 3/8, 7/16, 1/2, 9/16, 5/8, 11/16 & 3/4

4 Flute, Center Cutting Single End End Mills
3/16, 1/4, 5/16, 3/8, 7/16, 1/2, 9/16, 5/8, 11/16 & 3/4

Order No. 2616-000
Price Each.....$144.37

Miniature End Mills - Four Flute - Single End

Pittsburg® ALLEGHANY

DIA.	SHANK DIA.	FLUTE LENGTH	OAL	ORDER NO.	PRICE EACH
STUB LENGTH					
5/32	1/4	3/16	1-1/4	2645-310†	$4.34
REGULAR LENGTH					
1/8	3/8	3/16	1-1/2	2645-408†	4.34
5/32	7/16	3/16	1-7/16	2645-410†	4.34
3/16	1/2	3/16	1-3/4	2645-412†	4.34
LONG LENGTH					
1/8	3/8	3/16	1-3/4	2645-428†	4.48

† Limited Quantities

Multiple Flute, Single End, End Mills

3

WARNING: This product contains Cobalt and/or Nickel and/or Lead a chemical known to the state of California to cause cancer or birth defects or other reproductive harm. For more information: www.prop65.ca.gov. **WARNING:** Cutting tools may shatter. Always wear approved safety glasses and mask when regrinding.

Long Length

					NON-CENTER CUT				CENTER CUT			
					Pittsburg® ALLEGHANY		ALLEGIANCE® AMERICAN MADE		Pittsburg® ALLEGHANY		ALLEGIANCE® AMERICAN MADE	
DIA.	SHANK DIA.	FLUTE LENGTH	OAL	NO OF FLUTES	ORDER NO.	PRICE EACH	ORDER NO.	PRICE EACH	ORDER NO.	PRICE EACH	ORDER NO.	PRICE EACH
1/4	3/8	1-1/4	3-1/16	4	–	–	2600-161	$20.25	2667-316	$15.00	2592-116	$20.25
5/16	3/8	1-3/8	3-1/8	4	2654-201†	$12.41	2600-201	20.25	2667-320	15.00	2592-120	20.25
3/8	3/8	1-1/2	3-1/4	4	–	–	2600-241	20.25	2667-324	15.00	2592-124	20.25
7/16	1/2	1-3/4	3-1/4	4	–	–	2600-281	28.17	2667-328	10.00	2592-128	28.17
1/2	1/2	2	4	4	–	–	2600-321	28.17	2667-332	19.50	2592-132	28.17
5/8	5/8	2-1/2	4-5/8	4	–	–	2600-401	39.15	2667-340	24.68	2592-140	39.15
3/4	3/4	3	5-1/4	4	–	–	2600-481	45.45	2667-348	31.00	2592-148	45.45
7/8	3/4	3-1/2	5-3/4	4	2654-561†	35.24	–	–	–	–	–	–
7/8	7/8	3-1/2	5-3/4	4	–	–	2600-561	60.12	2667-356	40.50	2592-156	60.12
7/8	7/8	3-1/2	5-3/4	6	2654-563†	35.24	–	–	–	–	–	–
1	1	4	6-1/2	4	–	–	2600-641	78.12	2667-364	51.00	2592-164	78.12
1-1/8	1	4	6-1/2	6	–	–	2600-721	114.00	–	–	–	–
1-1/4	1-1/4	3	5-1/2	4	2652-802†	29.78	–	–	–	–	–	–
1-1/4	1	4	6-1/2	6	2654-802†	72.60	2600-802	134.70	–	–	–	–
1-1/4	1-1/4	4	6-1/2	4	–	–	2600-801	74.30	2667-380	67.81	2592-180	121.23
1-1/4	1-1/4	4	6-1/2	6	2654-803†	72.60	2600-803	121.23	–	–	–	–
1-1/2	1	3	5-1/2	6	2652-961†	36.49	–	–	–	–	–	–
1-1/2	1	4	6-1/2	6	–	–	2600-961	94.57	–	–	–	–
1-1/2	1-1/4	3	5-1/2	4	2652-962†	36.49	2645-962	–	–	–	–	–
1-1/2	1-1/4	4	6-1/2	6	2654-962†	89.10	–	–	2667-396	81.95	2592-196	118.61
1-1/2	1-1/4	4	6-1/2	4	2654-963†	89.10	2600-963	82.61	–	–	–	–
1-3/4	1-1/4	4	6-1/2	6	2655-122†	112.20	2601-121	195.85	2667-413	120.68	–	–
2	1-1/4	4	6-1/2	6	2655-282†	137.28	2601-281	179.00	2667-429	161.81	2592-228	183.49
2	1-1/4	4	6-1/2	8	2655-283†	137.28	–	–	–	–	–	–

† Limited Quantities

Extra Long Length

					NON-CENTER CUT				CENTER CUT			
					Pittsburg® ALLEGHANY		ALLEGIANCE® AMERICAN MADE		Pittsburg® ALLEGHANY		ALLEGIANCE® AMERICAN MADE	
DIA.	SHANK DIA.	FLUTE LENGTH	OAL	NO. OF FLUTES	ORDER NO.	PRICE EACH	ORDER NO.	PRICE EACH	ORDER NO.	PRICE EACH	ORDER NO.	PRICE EACH
1/4	3/8	1-3/4	3-9/16	4	–	–	2602-161	$22.95	2667-516	$16.70	2592-016	$22.95
5/16	3/8	2	3-3/4	4	2657-201†	$14.92	2602-201	24.21	2667-520	16.70	2592-020	24.21
3/8	3/8	2-1/2	4-1/4	4	–	–	2602-241	24.73	2667-524	18.00	2592-024	24.73
1/2	1/2	3	5	4	–	–	2602-321	31.73	2667-532	24.10	2592-032	31.73
5/8	5/8	4	6-1/8	4	–	–	2602-401	45.81	2667-540	31.50	2592-040	45.81
3/4	3/4	4	6-1/4	4	–	–	2602-481	53.82	2667-548	36.40	2592-048	53.82
7/8	7/8	5	7-1/4	4	2657-561†	42.90	2602-561	69.00	2667-556	47.00	2592-056	69.00
1	1	6	8-1/2	4	–	–	2602-641	93.78	2667-564	61.50	2592-064	93.78
1-1/4	1-1/4	6	8-1/2	4	–	–	–	–	2667-580	94.00	–	–
1-1/4	1-1/4	6	8-1/2	6	2657-802†	85.80	2602-801	141.26	–	–	2592-080	141.26
1-1/2	1-1/4	6	8-1/2	6	2657-962†	95.70	2602-961	POA	2667-596	94.00	2592-097	165.00
1-1/2	1-1/4	8	10-1/2	6	–	–	2602-962	151.56	–	–	–	–

† Limited Quantities

Four Flute, Double End, End Mills

High Speed Steel – R.H.S – R.H.C.

3

WARNING: This product contains Cobalt and/or Nickel and/or Lead a chemical known to the state of California to cause cancer or birth defects or other reproductive harm. For more information: www.prop65.ca.gov. **WARNING:** Cutting tools may shatter. Always wear approved safety glasses and mask when regrinding.

Non-Center Cut

Center Cut

TiN Coated

SIZE				UNCOATED								TiN COATED	
				NON-CENTER CUT				CENTER CUT				CENTER CUT	
				Pittsburg®		Allegiance® American Made		Pittsburg®		Allegiance® American Made		Pittsburg®	
MILL DIA.	SHANK DIA.	FLUTE LENGTH	OAL	ORDER NO.	PRICE EACH	ORDER NO.	PRICE EACH	ORDER NO.	PRICE EACH	ORDER NO.	PRICE EACH	ORDER NO.	PRICE EACH
1/8	3/8	3/8	3-1/16	–	–	2592-808	$20.34	2667-808	$15.95	3886-608	$26.91	2670-708	$30.13
5/32	3/8	7/16	3-1/8	2667-710	$13.60	2592-810	21.15	2667-810	17.54	–	–	–	–
11/64	3/8	1/2	3-1/4	2667-711	5.46	–	–	–	–	–	–	–	–
3/16	3/8	1/2	3-1/4	–	–	2592-812	20.34	2667-812	15.95	3886-612	26.91	2670-712	30.13
7/32	3/8	9/16	3-1/4	2667-714	13.60	2592-814	21.15	2667-814	17.54	–	–	–	–
15/64	3/8	5/8	3-3/8	2667-715	13.60	–	–	–	–	–	–	–	–
1/4	3/8	5/8	3-3/8	–	–	2592-816	20.34	2667-816	15.95	3886-616	26.91	2670-716	30.13
17/64	3/8	11/16	3-3/8	2667-717	13.60	–	–	–	–	–	–	–	–
9/32	3/8	11/16	3-3/8	2667-718	13.60	2592-818	21.15	2667-818	17.54	–	–	–	–
5/16	3/8	3/4	3-1/2	–	–	2592-820	20.34	2667-820	15.95	3886-620	26.91	2670-720	30.13
21/64	3/8	3/4	3-1/2	2667-721	13.73	2592-821	22.23	–	–	–	–	–	–
11/32	3/8	3/4	3-1/2	2667-722	13.60	2592-822	21.15	2667-822	17.54	–	–	–	–
23/64	3/8	3/4	3-1/2	2667-723	13.60	–	–	–	–	–	–	–	–
3/8	3/8	3/4	3-1/2	–	–	2592-824	20.34	2667-824	15.95	3886-624	26.91	2670-724	30.13
25/64	3/8	1	4-1/8	–	–	–	–	–	–	–	–	–	–
13/32	1/2	1	4-1/8	–	–	2592-826	31.73	2667-826	23.12	–	–	–	–
27/64	1/2	1	4-1/8	2667-727	19.40	–	–	–	–	–	–	–	–
7/16	1/2	1	4-1/8	2667-728	19.40	2592-828	30.20	2667-828	24.06	3886-628	22.15	2670-728	44.07
29/64	1/2	1	4-1/8	2667-729	8.73	–	–	–	–	–	–	–	–
15/32	1/2	1	4-1/8	2667-730	20.20	2592-830	31.46	2667-830	24.24	–	–	–	–
31/64	1/2	1	4-1/8	2667-731	8.73	–	–	–	–	–	–	–	–
1/2	1/2	1	4-1/8	–	–	2592-832	30.60	2667-832	22.82	3886-632	40.46	2670-732	44.43
9/16	5/8	1-3/8	5	–	–	2592-836	42.29	2667-836	31.20	–	–	–	–
19/32	5/8	1-3/8	5	2667-738	12.32	–	–	–	–	–	–	–	–
5/8	5/8	1-3/8	5	–	–	2592-840	42.29	2667-840	30.74	3886-640	56.34	2670-740	56.46
21/32	3/4	1-5/8	5-5/8	2667-742	34.67	–	–	–	–	–	–	–	–
11/16	3/4	1-5/8	5-5/8	–	–	2592-844	53.42	2667-844	39.05	–	–	–	–
23/32	3/4	1-5/8	5-5/8	2667-746	35.35	–	–	–	–	–	–	–	–
3/4	3/4	1-5/8	5-5/8	–	–	2592-848	54.43	2667-848	40.15	3886-648	71.01	2670-748	71.11
25/32	7/8	1-7/8	6-1/8	2667-750	43.51	–	–	–	–	–	–	–	–
13/16	7/8	1-7/8	6-1/8	2667-752	42.90	2592-852	67.05	2667-852	50.62	–	–	–	–
27/32	7/8	1-7/8	6-1/8	2667-754	43.51	–	–	–	–	–	–	–	–
7/8	7/8	1-7/8	6-1/8	–	–	2592-856	67.01	2667-856	49.84	3886-656	90.81	–	–
29/32	1	1-7/8	6-3/8	2667-758	53.02	–	–	–	–	–	–	–	–
15/16	1	1-7/8	6-3/8	2667-760	45.54	2592-860	77.13	2667-860	54.65	–	–	–	–
31/32	1	1-7/8	6-3/8	2667-762	51.48	–	–	–	–	–	–	–	–
1	1	1-7/8	6-3/8	–	–	2592-864	81.68	2667-864	61.78	3886-664	110.52	2670-764	101.42

Limited Quantities

Metric

				NON-CENTER CUT		CENTER CUT	
				Pittsburg®			
MILL. DIA. (mm.)	SHANK DIA.	FLUTE LENGTH	OAL	ORDER NO.	PRICE EACH	ORDER NO.	PRICE EACH
3	3/8	7/16	3-1/16	2629-030	$16.46	2629-310	$8.87
4	3/8	7/16	3-1/8	–	–	2629-312	16.46
5	3/8	1/2	3-1/4	2629-050	16.46	2629-314	13.54
6	3/8	5/8	3-1/4	–	–	2629-316	16.46
7	3/8	11/16	3-3/8	2629-070	16.46	2629-318	8.87
8	3/8	3/4	3-1/2	–	–	2629-320	9.85
10	1/2	1	4-1/8	–	–	2629-324	12.48
12	1/2	1	4-1/8	2629-120	25.44	2629-328	14.53
14	5/8	1-3/8	5	2629-140	33.60	2629-332	18.54
16	3/4	1-5/8	5-5/8	2629-160	46.20	2629-336	26.28
18	3/4	1-5/8	5-5/8	2629-180	46.20	2629-340	26.28
20	7/8	1-7/8	6-1/8	2629-200	54.00	2629-344	35.57
22	1	1-7/8	6-3/8	2629-220	54.00	2629-348	44.88
24	1	1-7/8	6-3/8	2629-240	57.37	2629-352	53.42

Miniature, Four Flute, End Mills
3/16” Shank – Double End – R.H.S. – R.H.C.

3

WARNING: This product contains Cobalt and/or Nickel and/or Lead a chemical known to the state of California to cause cancer or birth defects or other reproductive harm. For more information: www.prop65.ca.gov. **WARNING:** Cutting tools may shatter. Always wear approved safety glasses and mask when regrinding.

High Speed Steel – Stub Length

MILL DIA.	SHANK DIA.	FLUTE LENGTH	OAL	ORDER NO.	PRICE EACH
1/16	3/16	3/32	2	2645-144	$14.45
5/64	3/16	1/8	2	2645-145	14.45
3/32	3/16	9/64	2	2645-146	14.45
7/64	3/16	9/64	2	2645-147	14.45
1/8	3/16	3/16	2	2645-148	14.45
9/64	3/16	7/32	2	2645-149	14.45
5/32	3/16	15/64	2	2645-150	14.45
11/64	3/16	9/32	2	2645-151	14.45
3/16	3/16	9/32	2	2645-152	14.45

M42 8% Cobalt – Center Cutting – Stub Length

MILL DIA.	SHANK DIA.	FLUTE LENGTH	OAL	ORDER NO.	PRICE EACH
1/16	3/16	3/32	2	2711-244	$21.60
5/64	3/16	1/8	2	2711-245	21.60
3/32	3/16	9/64	2	2711-246	21.60
7/64	3/16	9/64	2	2711-247	21.60
1/8	3/16	3/16	2	2711-248	21.60
9/64	3/16	7/32	2	2711-249	21.60
5/32	3/16	15/64	2	2711-250	21.60
11/64	3/16	9/32	2	2711-251	21.60
3/16	3/16	9/32	2	2711-252	21.60

High Speed Steel – Regular Length

MILL DIA.	SHANK DIA.	FLUTE LENGTH	OAL	ORDER NO.	PRICE EACH
1/16	3/16	3/16	2-1/4	2645-164	$17.09
5/64	3/16	15/64	2-1/4	2645-165	17.09
3/32	3/16	5/16	2-1/4	2645-166	17.09
7/64	3/16	5/16	2-1/4	2645-167	17.09
1/8	3/16	3/8	2-1/4	2645-168	17.09
9/64	3/16	3/8	2-1/4	2645-169	17.09
5/32	3/16	7/16	2-1/4	2645-170	17.09
11/64	3/16	1/2	2-1/4	2645-171	17.09
3/16	3/16	1/2	2-1/4	2645-172	17.09

M42 8% Cobalt – Center Cutting – Regular Length

MILL DIA.	SHANK DIA.	FLUTE LENGTH	OAL	ORDER NO.	PRICE EACH
1/16	3/16	3/16	2-1/4	2711-264	$26.91
5/64	3/16	15/64	2-1/4	2711-265	26.91
3/32	3/16	5/16	2-1/4	2711-266	26.91
7/64	3/16	5/16	2-1/4	2711-267	26.91
1/8	3/16	3/8	2-1/4	2711-268	26.91
9/64	3/16	3/8	2-1/4	2711-269	26.91
5/32	3/16	7/16	2-1/4	2711-270	26.91
11/64	3/16	1/2	2-1/4	2711-271	26.91
3/16	3/16	1/2	2-1/4	2711-272	26.91

High Speed Steel – Long

MILL DIA.	SHANK DIA.	FLUTE LENGTH	OAL	ORDER NO.	PRICE EACH
1/16	3/16	7/32	2-1/2	2645-184	$22.08
5/64	3/16	1/4	2-1/2	2645-185	22.08
3/32	3/16	9/32	2-5/8	2645-186	22.08
7/64	3/16	9/32	2-5/8	2645-187	22.08
1/8	3/16	3/4	3-1/8	2645-188	22.08
9/64	3/16	3/4	3-1/8	2645-189	22.08
5/32	3/16	7/8	3-1/4	2645-190	22.08
11/64	3/16	7/8	3-1/4	2645-191	22.08
3/16	3/16	1	3-3/8	2645-192	22.08

M42 8% Cobalt – Center Cutting – Long Length

MILL DIA.	SHANK DIA.	FLUTE LENGTH	OAL	ORDER NO.	PRICE EACH
1/16	3/16	7/32	2-1/2	2711-284	$14.05
5/64	3/16	1/4	2-1/2	2711-285	14.05
3/32	3/16	9/32	2-5/8	2711-286	14.05
7/64	3/16	9/32	2-5/8	2711-287	14.05
1/8	3/16	3/4	3-1/8	2711-288	14.05
9/64	3/16	3/4	3-1/8	2711-289	14.05
5/32	3/16	7/8	3-1/4	2711-290	14.05
11/64	3/16	7/8	3-1/4	2711-291	14.05
3/16	3/16	1	3-3/8	2711-292	14.05

M42 8% Cobalt, Multiple Flute, End Mills

WARNING: This product contains Cobalt and/or Nickel and/or Lead a chemical known to the state of California to cause cancer or birth defects or other reproductive harm. For more information: www.prop65.ca.gov. WARNING: Cutting tools may shatter. Always wear approved safety glasses and mask when regrinding.

3

Single End - Regular Length



MILL DIA.	SHANK DIA.	FLUTE LENGTH	OAL	NO. OF FLUTES	CENTER CUT Pittsburg ALLEGHANY ORDER NO.	PRICE EACH	ALLEGIANCE AMERICAN MADE ORDER NO.	PRICE EACH
1/8	3/8	3/8	2-5/16	4	2691-081	$19.44	2605-081	$30.02
5/32	3/8	7/16	2-3/8	4	2691-101	19.44	–	–
3/16	3/8	1/2	2-3/8	4	2691-121	19.44	2605-121	30.02
7/32	3/8	5/8	2-7/16	4	2691-141	19.44	–	–
1/4	3/8	5/8	2-7/16	4	2691-161	19.44	2605-161	30.02
9/32	3/8	3/4	2-1/2	4	2691-181	19.44	–	–
5/16	3/8	3/4	2-1/2	4	2691-201	19.44	2605-201	30.02
11/32	3/8	3/4	2-1/2	4	2691-221	19.44	–	–
3/8	3/8	3/4	2-1/2	4	2691-241	19.44	2605-241	30.02
13/32	3/8	1	2-11/16	4	2691-261	29.03	–	–
7/16	3/8	1	2-11/16	4	2691-281	29.03	–	–
15/32	3/8	1	2-11/16	4	2691-301	29.03	–	–
1/2	3/8	1	2-11/16	4	2691-321	29.03	–	–
1/2	1/2	1-1/4	3-1/4	4	2691-322	30.42	2605-321	46.47
1/2	1/2	1-1/4	3-1/4	6	2691-323	30.42	–	–
9/16	1/2	1-3/8	3-3/8	4	2691-361	43.20	–	–
5/8	1/2	1-3/8	3-3/8	4	2691-401	43.20	–	–
5/8	5/8	1-5/8	3-3/4	4	2691-402	43.20	2605-402	67.28
5/8	5/8	1-5/8	3-3/4	6	2691-403	43.20	–	–
11/16	5/8	1-5/8	3-3/4	4	2691-442	59.40	–	–
3/4	1/2	1-5/8	3-5/8	4	2691-480	54.00	–	–
3/4	5/8	1-5/8	3-3/4	4	2691-481	54.00	–	–
3/4	3/4	1-5/8	3-7/8	4	2691-482	54.00	2605-482	81.77
3/4	3/4	1-5/8	3-7/8	6	2691-483	54.00	2605-483	44.41
13/16	3/4	1-7/8	4-1/8	4	2691-521	69.21	–	–
7/8	1/2	1-7/8	4	4	2691-558	35.46	–	–
7/8	5/8	1-7/8	4	4	2691-559	36.81	–	–
7/8	3/4	1-7/8	4-1/8	4	2691-560	69.21	–	–
7/8	7/8	1-7/8	4-1/8	4	2691-561	69.21	2605-561	108.68
15/16	3/4	1-7/8	4-1/8	4	2691-601	88.00	–	–
1	1/2	1-7/8	3-7/8	4	2691-639	46.31	–	–
1	5/8	1-7/8	4	4	2691-640	51.98	–	–
1	3/4	1-7/8	4-1/8	4	2691-641	82.80	–	–
1	1	2	4-1/2	4	2691-642	82.80	2605-642	129.38
1	1	2	4-1/2	6	2691-643	82.80	2605-643	129.38
1-1/8	3/4	2	4-1/2	6	2691-681	118.80	–	–
1-1/8	1	2	4-1/2	6	2691-682	118.80	–	–
1-1/8	1-1/4	2	4-1/2	4	2691-683	69.62	–	–
1-1/4	3/4	2	4-1/2	6	2691-798	118.80	–	–
1-1/4	1	2	4-1/2	6	2691-800	88.85	–	–
1-1/4	1-1/4	2	4-1/2	4	2691-801	118.80	2605-801	165.60
1-1/4	1-1/4	2	4-1/2	6	2691-802	118.80	2605-802	165.60
1-1/2	3/4	2	4-1/2	6	2691-958	140.40	–	–
1-1/2	1	2	4-1/2	6	2691-960	109.08	–	–
1-1/2	1-1/4	2	4-1/2	4	2691-961	140.40	2605-961	217.35
1-1/2	1-1/4	2	4-1/2	6	2691-962	140.40	2605-962	217.35
1-3/4	1-1/4	2	4-1/2	6	2692-121	211.50	–	–
2	1-1/4	2	4-1/2	6	2692-281	254.70	–	–
2	1-1/4	2	4-1/2	8	2692-282	180.92	–	–

2" Diameter Heavy Duty Dual Drive Shanks available on request

Single End - Extra Long Length

MILL DIA.	SHANK DIA.	FLUTE LENGTH	OAL	NO. OF FLUTES	CENTER CUT Pittsburg ALLEGHANY ORDER NO.	PRICE EACH	ALLEGIANCE AMERICAN MADE ORDER NO.	PRICE EACH
1/4	3/8	1-3/4	3-9/16	4	2695-161	$30.87	3990-516	$32.07
5/16	3/8	2	3-3/4	4	2695-201	30.87	3990-520	32.07
3/8	3/8	2-1/2	4-1/4	4	2695-241	33.30	3990-524	32.07
1/2	1/2	3	5	4	2695-321	43.20	3990-532	55.80
5/8	5/8	4	6-1/8	4	2695-401	71.55	3990-540	87.75
3/4	3/4	4	6-1/4	4	2695-481	79.88	3990-548	65.48
3/4	3/4	4	6-1/4	6	2695-482	79.88	–	–
7/8	7/8	5	7-1/4	4	2695-561	115.00	–	–
1	1	6	8-1/2	4	2695-641	135.00	–	–
1	1	6	8-1/2	6	2695-642	113.26	–	–
1-1/4	1-1/4	6	8-1/2	4	2695-801	190.80	–	–
1-1/4	1-1/4	6	8-1/2	6	2695-802	139.88	–	–
1-1/2	1-1/4	8	10-1/2	6	2695-961	256.00	–	–

Double End - Reg. Length - 4 Flute

MILL DIA.	SHANK DIA.	FLUTE LENGTH	OAL	CENTER CUT Pittsburg ALLEGHANY ORDER NO.	PRICE EACH	ALLEGIANCE AMERICAN MADE ORDER NO.	PRICE EACH
1/8	3/8	3/8	3-1/16	2700-208	$ 29.49	2604-308	$ 37.80
5/32	3/8	7/16	3-1/8	2700-210	29.49	2604-310	37.80
3/16	3/8	1/2	3-1/4	2700-212	29.49	2604-312	37.80
7/32	3/8	9/16	3-1/4	2700-214	29.49	2604-314	35.10
1/4	3/8	5/8	3-3/8	2700-216	29.49	2604-316	37.80
9/32	3/8	11/16	3-3/8	2700-218	29.49	2604-318	37.80
5/16	3/8	3/4	3-1/2	2700-220	29.49	2604-320	37.80
11/32	3/8	3/4	3-1/2	2700-222	32.26	–	–
3/8	3/8	3/4	3-1/2	2700-224	29.49	2604-324	37.80
13/32	1/2	1	4-1/8	2700-226	41.33	–	–
7/16	1/2	1	4-1/8	2700-228	41.33	2604-328	49.50
15/32	1/2	1	4-1/8	2700-230	45.72	–	–
1/2	1/2	1	4-1/8	2700-232	45.72	2604-332	59.40
5/8	5/8	1-3/8	5	2700-240	72.98	2604-340	84.60
3/4	3/4	1-5/8	5-5/8	2700-248	97.27	2604-348	100.80
7/8	7/8	1-7/8	6-1/8	2700-256	120.76	–	–
1	1	1-7/8	6-3/8	2700-264	146.66	–	–

Single End – Long Length



MILL DIA.	SHANK DIA.	FLUTE LENGTH	OAL	NO. OF FLUTES	CENTER CUT Pittsburg ALLEGHANY ORDER NO.	PRICE EACH	ALLEGIANCE AMERICAN MADE ORDER NO.	PRICE EACH
1/4	3/8	1-1/4	3-1/8	4	2693-161	$ 27.90	2607-161	$22.88
5/16	3/8	1-1/2	3-1/4	4	2693-201	27.90	2607-201	21.04
3/8	3/8	1-1/2	4	4	2693-241	27.90	2607-241	21.04
7/16	1/2	1-3/4	3-3/4	4	2693-281	36.90	–	–
1/2	1/2	2	4	4	2693-321	36.90	2607-321	30.24
5/8	5/8	2-1/2	4-5/8	4	2693-401	54.00	2607-401	37.51
3/4	3/4	3	5-1/4	4	2693-481	67.50	2607-481	50.21
3/4	3/4	3	5-1/4	6	2693-482	67.50	–	–
7/8	7/8	3-1/2	5-3/4	4	2693-561	81.90	2607-561	64.25
1	1	4	6-1/2	4	2693-641	108.00	2607-641	91.43
1	1	4	6-1/2	6	2693-642	95.85	–	–
1-1/4	1-1/4	4	6-1/2	6	2693-802	153.00	2607-801	116.69
1-1/2	1-1/4	4	6-1/2	6	2693-961	233.10	–	–
2	1-1/4	4	6-1/2	6	2694-282	327.00	–	–
2	1-1/4	4	6-1/2	8	2694-283	294.30	–	–

Limited Quantities

Single End - Ball End



MILL DIA.	SHANK DIA.	FLUTE LENGTH	OAL	NO. OF FLUTES	Pittsburg ALLEGHANY ORDER NO.	PRICE EACH	ALLEGIANCE AMERICAN MADE ORDER NO.	PRICE EACH
1/8	3/8	3/8	2-5/16	4	2697-081	$35.10	3891-081	$37.26
3/16	3/8	1/2	2-3/8	4	2697-121	37.80	3891-121	38.30
1/4	3/8	5/8	2-7/16	4	2697-161	37.80	3891-161	38.30
5/16	3/8	3/4	2-1/2	4	2697-201	41.40	3891-201	40.37
3/8	3/8	3/4	2-1/2	4	2697-241	41.40	3891-241	42.95
7/16	3/8	1	2-9/16	4	2697-281	23.26	–	–
1/2	1/2	1-1/4	3-1/4	4	2697-321	50.40	–	–
5/8	5/8	1-5/8	3-3/4	4	2697-401	67.95	3891-401	86.94
3/4	3/4	1-5/8	3-7/8	4	2697-481	77.85	3891-481	101.43
1	1	2	4-1/2	4	2697-641	68.19	–	–
1-1/4	1-1/4	2	4-1/2	6	2697-802	144.00	3891-802	205.97
1-1/4	1-1/4	4	6-1/2	4	2697-803	153.96	–	–
1-1/2	1-1/4	4	4-1/2	4	2697-961	166.53	–	–
1-1/2	1-1/4	2	4-1/2	6	2697-962	181.80	–	–

Ball End – End Mills

R.H. Cut– R.H. Spiral– High Speed Steel

3

WARNING: This product contains Cobalt and/or Nickel and/or Lead a chemical known to the state of California to cause cancer or birth defects or other reproductive harm. For more information: www.prop65.ca.gov. **WARNING:** Cutting tools may shatter. Always wear approved safety glasses and mask when regrinding.

Two Flute– Single End– Regular Length

MILL DIA.	SHANK DIA.	FLUTE LENGTH	OAL	Pittsburg ALLEGHANY ORDER NO.	PRICE EACH	LENGTH OF CUT	OAL	ALLEGIANCE AMERICAN MADE ORDER NO.	PRICE EACH
1/8	3/8	3/8	2-5/16	2616-081	$15.48	3/8	2-5/16	2609-081	$23.81
3/16	3/8	1/2	2-3/8	2616-121	15.48	1/2	2-3/8	2609-121	23.81
1/4	3/8	5/8	2-7/16	2616-161	15.48	5/8	2-7/16	2609-161	23.81
5/16	3/8	3/4	2-1/2	2616-201	17.46	3/4	2-1/2	2609-201	26.91
3/8	3/8	3/4	2-1/2	2616-241	17.46	3/4	2-1/2	2609-221	26.91
7/16	1/2	1	3	2616-281	22.92	1	3-1/4	2609-281	35.32
1/2	1/2	1-1/4	3-1/4	2616-321	22.92	1	3-1/4	2609-321	35.32
9/16	1/2	1-3/8	3-3/8	2616-361	29.60	1-1/8	3-3/8	2609-361	49.68
5/8	1/2	1-3/8	3-3/8	2616-401	34.16	1-1/8	3-3/8	2609-401	55.89
5/8	5/8	1-5/8	3-3/4	2616-402	34.16	1-3/8	3-3/4	2609-402	55.89
3/4	1/2	1-5/8	3-5/8	2616-481	40.23	1-5/16	3-5/8	2609-481	70.20
3/4	3/4	1-5/8	3-7/8	2616-483	40.23	1-5/8	3-7/8	2609-483	70.20
7/8	7/8	2	4-1/4	2616-562	51.61	–	–	–	–
1	3/4	2-1/4	4-9/16	2616-641	64.52	2-1/4	4-1/2	2609-641	56.74
1	1	2-1/4	4-3/4	2616-642	64.52	2-1/4	4-3/4	2609-642	103.68
1-1/8	1	2-1/4	4-3/4	2616-721	75.90	2-1/4	4-3/4	2609-721	145.13
1-1/4	1-1/4	2-1/2	5	2616-801	88.04	2-1/2	5	2609-801	147.38
1-3/8	1-1/4	2-1/2	5	2616-881	98.82	–	–	–	–
1-1/2	1-1/4	2-1/2	5	2616-961	107.78	2-1/2	5	2609-961	180.56

Limited Quantities

Multiple Flute– Single End Regular Long & Long Flute

MILL. DIA.	SHANK DIA.	FLUTE LENGTH	OAL	NO. OF FLUTES	Pittsburg ALLEGHANY ORDER NO	PRICE EACH	ALLEGIANCE AMERICAN MADE ORDER NO.	PRICE EACH
1/4	3/8	5/8	2-1/2	4	–	–	3889-161	$24.04
1/4	3/8	3/4	2-9/16	4	2660-161	$14.76	–	–
1/4	3/8	1-1/4	3-1/16	4	2660-163	42.43	3889-163	24.42
1/4	3/8	1-3/4	3-1/2	4	–	–	3889-165	21.90
5/16	3/8	3/4	2-1/2	4	2660-204	32.09	3889-202	22.48
5/16	3/8	1	2-3/4	4	2660-202	16.24	–	–
5/16	3/8	1-3/8	3-1/8	4	–	–	3889-203	26.32
5/16	3/8	1-1/2	3-1/4	4	2660-203	42.43	–	–
3/8	3/8	3/4	2-1/2	4	2660-241	32.09	3889-241	25.45
3/8	3/8	1-1/2	3-1/4	4	2660-244	44.23	3889-244	27.92
3/8	3/8	2	3-3/4	4	2660-245	19.53	–	–
3/8	3/8	2-1/2	4-1/4	4	–	–	3889-246	26.32
1/2	1/2	1	3	4	2660-321	16.39	–	–
1/2	1/2	1-1/4	3-1/4	4	2660-322	37.26	3889-323	32.74
1/2	1/2	2	4	4	2660-324	58.50	3889-324	34.74
1/2	1/2	2-1/2	4-1/2	4	2660-325	24.14	–	–
5/8	5/8	1-1/4	3-3/8	4	2660-401	25.08	–	–
5/8	5/8	1-5/8	3-3/4	4	2660-402	55.89	3889-402	41.73
5/8	5/8	2-1/2	4-5/8	4	2660-403	77.92	3889-403	45.64
5/8	5/8	3	5-1/8	4	2660-404	33.23	3889-404	57.10
5/8	5/8	3-3/4	5-7/8	4	2660-406	92.43	–	–
3/4	3/4	1-5/8	3-3/4	4	2660-481	65.21	3889-481	55.75
3/4	3/4	2-1/4	4-1/2	4	–	–	3889-484	51.79
3/4	3/4	3	5-1/4	4	2660-485	88.92	3889-485	53.79
3/4	3/4	4	6-1/4	4	–	–	3889-487	62.74
1	1	2	4-1/2	4	2660-641	107.64	3889-641	80.67
1	1	3	5-1/2	4	–	–	3889-642	86.15
1	1	4	6-1/2	4	2660-643	148.12	3889-643	92.44
1	1	5	7-1/2	4	2660-644	71.03	–	–
1	1	6	8-1/2	4	–	–	3889-645	100.33
1-1/4	1-1/4	2	4-1/2	4	2660-801	128.34	–	–
1-1/4	1-1/4	3	5-1/2	4	2660-802	97.00	–	–
1-1/4	1-1/4	4	6-1/2	4	2660-803	176.44	–	–
1-1/4	1-1/4	5	7-1/2	4	2660-806	115.44	–	–
1-1/4	1-1/4	6	8-1/2	4	2660-807	197.73	–	–
1-1/4	1-1/4	6	8-1/2	6	2660-808	197.73	–	–
1-1/2	1-1/4	2	4-1/2	6	2660-961	175.95	–	–
1-1/2	1-1/4	4	6-1/2	6	2660-964	241.72	–	–
1-1/2	1-1/4	6	8-1/2	6	2660-966	266.76	–	–

Limited Quantities

Two Flute– Long Reach

MILL DIA.	SHANK DIA.	LG'TH BELOW SHANK	CUT. EDGE LG'TH	OAL	Pittsburg ALLEGHANY ORDER NO.	PRICE EACH
1/8	3/8	13/16	3/8	2-3/8	2619-081	$18.77
3/16	3/8	1-1/8	1/2	2-11/16	2619-121	18.77
1/4	3/8	1-1/2	5/8	3-1/16	2619-161	19.55
5/16	3/8	1-3/4	3/4	3-5/16	2619-201	23.12
3/8	3/8	1-3/4	3/4	3-5/16	2619-241	22.52
7/16	1/2	2-1/4	1	4	2619-281	32.50
1/2	1/2	2-1/4	1	4	2619-321	30.31
5/8	5/8	2-3/4	1-3/8	4-5/8	2619-401	41.31
3/4	3/4	3-3/8	1-5/8	5-3/8	2619-481	50.49
7/8	7/8	4	2	6	2619-561	61.27
1	1	5	2-1/2	7-1/4	2619-641	80.45
1-1/4	1-1/4	5	3	7-1/4	2619-801	87.15

Limited Quantities

Two Flute– Double End

MILL DIA.	SHANK DIA.	FLUTE LENGTH	OAL	Pittsburg ALLEGHANY ORDER NO.	PRICE EACH	LENGTH OF CUT	OAL	ALLEGIANCE AMERICAN MADE ORDER NO.	PRICE EACH
1/8	3/8	3/8	3-1/16	2636-308	$34.16	3/8	3-1/16	3886-508	$55.20
5/32	3/8	7/16	3-1/8	–	–	7/16	3-1/8	3886-510	35.40
3/16	3/8	7/16	3-1/8	2636-312	34.16	7/16	3-1/4	3886-512	55.20
7/32	3/8	1/2	3-1/8	–	–	1/2	3-1/4	3886-514	55.20
1/4	3/8	1/2	3-1/8	2636-316	34.16	1/2	3-3/8	3886-516	55.20
9/32	3/8	9/16	3-1/8	–	–	9/16	3-3/8	3886-518	55.20
5/16	3/8	9/16	3-1/8	2636-320	34.16	9/16	3-1/2	3886-520	55.20
11/32	3/8	9/16	3-1/8	–	–	9/16	3-1/2	3886-522	55.20
3/8	3/8	9/16	3-1/8	2636-324	34.16	9/16	3-1/2	3886-524	55.20
13/32	1/2	13/16	3-3/4	2636-326	19.87	–	–	–	–
7/16	1/2	13/16	3-3/4	2636-328	47.61	13/16	4-1/8	3886-528	78.20
1/2	1/2	13/16	3-3/4	2636-332	47.61	13/16	4-1/8	3886-532	78.20
5/8	5/8	1-1/8	4-1/2	2636-340	66.24	1-1/8	5	3886-540	102.35
3/4	3/4	1-5/16	5	2636-348	82.80	1-5/16	5-5/8	3886-548	132.25
7/8	7/8	1-9/16	5-1/2	2636-356	101.97	1-9/16	6-1/8	3886-556	161.00
1	1	1-5/8	5-7/8	2636-364	126.27	1-5/8	6-3/8	3886-564	194.35

Limited Quantities

Left Hand, Multiple Flute, End Mills
High Speed Steel

3

WARNING: This product contains Cobalt and/or Nickel and/or Lead a chemical known to the state of California to cause cancer or birth defects or other reproductive harm. For more information: www.prop65.ca.gov. **WARNING:** Cutting tools may shatter. Always wear approved safety glasses and mask when regrinding.

Regular Length – L.H.S. – R.H.C.



MILL. DIAM	SHANK DIA.	FLUTE LENGTH	NO. OF FLUTES	OVER. L'GTH	ORDER NO.	PRICE EACH
5/16	3/8	3/4	4	2-1/2	2663-201	$ 13.87
3/8	3/8	3/4	4	2-1/2	2663-241	13.87
5/8	5/8	1-5/8	4	3-3/4	2663-401	26.80
7/8	7/8	1-7/8	4	4-1/8	2663-561	13.69
1	1	2	4	4-1/2	2663-641	43.68
1-1/8	1	2	4	4-1/2	2663-741	21.56
1-1/4	1	2	4	4-1/2	2663-800	23.66
1-1/4	1	2	6	4-1/2	2663-801	23.66
1-1/4	1-1/4	2	4	4-1/2	2663-803	POA
1-1/4	1-1/4	2	6	4-1/2	2663-802	140.00
1-3/8	1	2	4	4-1/2	2663-880	25.34
1-3/8	1	2	6	4-1/2	2663-881	25.34
1-1/2	1	2	4	4-1/2	2663-960	28.56
1-1/2	1	2	6	4-1/2	2663-961	28.56
1-1/2	1-1/4	2	4	4-1/2	2663-963	28.56
1-1/2	1-1/4	2	6	4-1/2	2663-962	109.76
1-5/8	1-1/4	2	4	4-1/2	2664-040	31.08
1-5/8	1-1/4	2	6	4-1/2	2664-041	31.08
1-3/4	1-1/4	2	4	4-1/2	2664-120	34.90
1-3/4	1-1/4	2	6	4-1/2	2664-121	34.90
1-7/8	1-1/4	2	4	4-1/2	2664-200	240.80
1-7/8	1-1/4	2	8	4-1/2	2664-201	36.09
2	1-1/4	2	4	4-1/2	2664-280	40.46
2	1-1/4	2	8	4-1/2	2664-281	40.46

Limited Quantities

Regular Length – L.H.S. – L.H.C.



MILL. DIA.	SHANK DIA.	FLUTE LENGTH	NO. OF FLUTES	OVER. L'GTH	ORDER NO.	PRICE EACH
1/8	3/8	3/8	4	2-5/16	3500-081	$13.87
3/16	3/8	1/2	4	2-3/8	3500-121	13.87
1/4	3/8	5/8	4	2-1/2	3500-161	13.87
5/16	3/8	3/4	4	2-1/2	3500-201	12.38
7/16	3/8	1	4	2-11/16	3500-281	18.04
9/16	1/2	1-3/8	4	3-3/8	3500-361	25.29
5/8	5/8	1-3/8	4	3-3/8	3500-401	9.17
5/8	5/8	1-3/8	4	3-3/8	3500-403	23.93
11/16	1/2	1-5/8	4	3-5/8	3500-441	11.41
11/16	5/8	1-5/8	4	3-3/4	3500-443	27.61
3/4	1/2	1-5/8	4	3-5/8	3500-481	12.95
3/4	5/8	1-5/8	4	3-3/4	3500-483	28.40
3/4	3/4	1-1/2	6	3-1/2	3500-486	12.95
7/8	1/2	1-5/8	4	3-5/8	3500-561	13.69
7/8	5/8	1-7/8	6	4	3500-563	32.30
7/8	7/8	1-7/8	4	4-1/8	3500-565	13.69
15/16	5/8	1-7/8	6	4	3500-601	14.70
15/16	7/8	1-7/8	4	4-1/8	3500-603	41.51
15/16	7/8	1-7/8	6	4-1/8	3500-604	14.70
1	1/2	1-7/8	4	3-7/8	3500-641	15.68
1	5/8	1-7/8	6	4	3500-643	15.68
1-1/8	7/8	2	6	4-1/4	3500-723	21.56
1-1/8	1	2	6	4-1/2	3500-725	21.56
1-1/4	1	2	6	4-1/2	3500-802	23.66
1-1/4	2	1-1/4	6	4-1/2	3500-804	156.80
1-3/8	2	1	6	4-1/2	3500-882	25.34
1-1/2	2	1	6	4-1/2	3500-962	28.56
1-1/2	2	1-1/4	6	4-1/2	3500-964	139.71
1-5/8	2	1-1/4	6	4-1/2	3501-043	31.08
1-3/4	2	1-1/4	6	4-1/2	3501-123	34.90
1-7/8	2	1-1/4	8	4-1/2	3501-203	36.09
2	2	1-1/4	4	4-1/2	3501-283	232.96
2	2	1-1/4	8	4-1/2	3501-285	40.46

Long Length – L.H.S. – R.H.C.

2

MILL. DIA.	SHANK DIA.	FLUTE LENGTH	NO. OF FLUTES	OVER. L'GTH	ORDER NO.	PRICE EACH
1/4	3/8	1-1/4	4	3-1/8	2665-161	$ 5.04
5/16	3/8	1-3/8	4	3-1/8	2665-201	5.04
3/8	3/8	1-1/2	4	3-1/4	2665-241	5.04
7/16	3/8	1-3/4	4	3-3/4	2665-281	7.32
5/8	5/8	2-1/2	4	4-5/8	2665-401	9.70
3/4	3/4	3	4	5-1/4	2665-481	11.94
7/8	7/8	3-1/2	4	5-3/4	2665-561	14.84
1	1	4	4	6-1/2	2665-641	20.09
1-1/8	1	4	6	6-1/2	2665-721	27.65
1-1/4	1	4	4	6-1/2	2665-800	30.94
1-1/4	1	4	6	6-1/2	2665-801	30.94
1-1/4	1-1/4	4	6	6-1/2	2665-802	30.94
1-3/8	1	4	4	6-1/2	2665-880	36.58
1-3/8	1	4	6	6-1/2	2665-881	36.58
1-1/2	1	4	4	6-1/2	2665-960	37.73
1-1/2	1	4	6	6-1/2	2665-961	37.73
1-1/2	1-1/4	4	6	6-1/2	2665-962	37.73
1-3/4	1-1/4	4	4	6-1/2	2666-120	48.72
1-3/4	1-1/4	4	6	6-1/2	2666-121	48.72
1-7/8	1-1/4	4	8	6-1/2	2666-201	54.29
2	1-1/4	4	8	6-1/2	2666-281	59.82

Limited Quantities

Double End – L.H.S. – L.H.C.

MILL DIA.	SHANK DIA.	FLUTE LENGTH	OAL	ORDER NO.	PRICE EACH
1/8	3/8	3/8	3-1/4	2667-908	$16.74
5/32	3/8	7/16	3-1/4	2667-910	16.74
3/16	3/8	1/2	3-1/4	2667-912	16.74
7/32	3/8	9/16	3-1/4	2667-914	16.74
1/4	3/8	5/8	3-3/8	2667-916	16.74
9/32	3/8	11/16	3-3/8	2667-918	16.74
5/16	3/8	3/4	3-3/8	2667-920	16.86
11/32	3/8	3/4	3-3/8	2667-922	16.86
3/8	3/8	3/4	3-3/8	2667-924	16.86
13/32	1/2	1	4-1/8	2667-926	27.15
7/16	1/2	1	4-1/8	2667-928	27.15
15/32	1/2	1	4-1/8	2667-930	27.15
1/2	1/2	1	4-1/8	2667-932	31.36
9/16	5/8	1-3/8	5	2667-936	35.84
5/8	5/8	1-3/8	5	2667-940	39.42
11/16	3/4	1-5/8	5-5/8	2667-944	18.87
3/4	3/4	1-5/8	5-5/8	2667-948	43.37
13/16	7/8	1-7/8	6-1/4	2667-952	21.06
7/8	7/8	1-7/8	6-1/4	2667-956	54.40
15/16	1	1-7/8	6-1/2	2667-960	29.19
1	1	1-7/8	6-1/2	2667-964	66.10

End Mills

Stub Flute – Single End – Vertical Mill and Bridgeport

3

WARNING: This product contains Cobalt and/or Nickel and/or Lead a chemical known to the state of California to cause cancer or birth defects or other reproductive harm. For more information: www.prop65.ca.gov. **WARNING:** Cutting tools may shatter. Always wear approved safety glasses and mask when regrinding.



MILL DIA.	SHANK DIA.	FLUTE LENGTH	OAL	NO. OF FLUTES	ORDER NO.	PRICE EACH
3/4	5/8	1/2	2-5/8	4	2715-481	$8.34
7/8	5/8	1/2	2-5/8	4	2715-561	10.38
1	3/4	1/2	2-3/4	4	2715-641	11.43
1	3/4	5/8	2-7/8	4	2715-642	11.43
1	3/4	3/4	3	4	2715-643	11.43
1-1/8	1/2	3/4	2-3/4	6	2715-721	17.55
1-1/8	5/8	3/4	2-7/8	6	2715-722	16.47
1-1/8	3/4	3/4	6	3	2715-723	16.47
1-1/4	1/2	3/4	2-3/4	6	2715-801	18.78
1-1/4	5/8	3/4	2-7/8	6	2715-802	17.82
1-3/8	5/8	3/4	2-7/8	6	2715-881	18.78

Sure-Lock Heavy Duty End Mills

Combination Shanks – High Speed Steel

Two Flute



MILL DIA.	SHANK DIA.	FLUTE LENGTH	OAL	ORDER NO.	PRICE EACH
2	2	2	5-3/4	2671-281	$179.10
2	2	3	6-3/4	2671-282	47.92
2	2	4	7-3/4	2671-283	57.05
2	2	6	9-3/4	2671-284	65.18
2-1/2	2	6	9-3/4	2671-602	102.08
2-1/2	2	4	7-3/4	2671-603	POA
2-1/2	2	6	9-3/4	2671-604	POA
2-1/2	2-1/2	6	10	2671-605	POA
2-1/2	2-1/2	8	11-3/4	2671-606	POA

Two Flute Ball



MILL DIA.	SHANK DIA.	FLUTE LENGTH	OAL	ORDER NO.	PRICE EACH
2	2	2	5-3/4	2681-279	POA
2	2	3	6-3/4	2681-280	POA
2	2	5	8-3/4	2681-281	POA

Three Flute



MILL DIA.	SHANK DIA.	FLUTE LENGTH	OAL	ORDER NO.	PRICE EACH
2	1-1/2	4	6-7/8	2681-257	POA
2	2	2	5-3/4	2681-258	POA
2	2	3	6-3/4	2681-259	POA
2	2	4	7-3/4	2681-260	POA
2	2	5	8-3/4	2681-261	POA
2	2	6	9-3/4	2681-262	POA
2	2	8	11-3/4	2681-263	POA
2	2	10	13-3/4	2681-264	POA
2-1/2	2	4	7-3/4	2681-265	POA
2-1/2	2	6	9-3/4	2681-266	POA
2-1/2	2	8	11-3/4	2681-267	POA
2-1/2	2-1/2	4	8	2681-268	POA
2-1/2	2-1/2	6	10	2681-269	POA
3	2-1/2	4	7-3/4	2681-270	POA

Six Flute



MILL DIA.	SHANK DIA.	FLUTE LENGTH	OAL	ORDER NO.	PRICE EACH
2	2	2	5-3/4	2675-281	$43.15
2	2	2	6-3/4	2675-283	POA
2	2	4	7-3/4	2675-282	82.44
2	2	6	9-3/4	2675-284	POA
2	2	8	11-3/4	2675-285	POA
2	2	6	9-3/4	2675-286	POA
2	2	12	15-3/4	2675-287	POA
2-1/2	2	6	9-3/4	2675-288	POA
2-1/2	2	8	11-3/4	2675-289	POA
2-1/2	2-1/2	4	8	2675-290	POA
2-1/2	2-1/2	5	9	2675-291	POA
2-1/2	2-1/2	6	10	2675-292	POA
2-1/2	2-1/2	8	11-3/4	2675-293	POA
2-1/2	2-1/2	12	15-3/4	2675-294	POA
3	2-1/2	4	7-3/4	2675-295	POA
3	2-1/2	5	8-3/4	2675-296	POA
3	2-1/2	6	9-3/4	2675-297	POA
3	2-1/2	8	11-3/4	2675-298	POA
SIX FLUTE - BALL END					
2	2	4	7-3/4	2675-300	POA
2	2	6	9-3/4	2675-301	POA
2	2	8	11-3/4	2675-302	POA
2-1/2	2	6	9-3/4	2675-303	POA

Four Flute



MILL DIA.	SHANK DIA.	FLUTE LENGTH	OAL	ORDER NO.	PRICE EACH
1-1/2	1-1/2	2	5-3/4	2673-278	POA
2	1-1/2	4	6-7/8	2673-279	POA
2	2	2	5-3/4	2673-281	$43.15
2	2	3	6-3/4	2673-280	POA
2	2	4	7-3/4	2673-282	79.73
2	2	6	9-3/4	2673-283	106.82
2-1/2	2	8	11-3/4	2673-603	107.50
2-1/2	2-1/2	4	8	2673-604	POA
2-1/2	2-1/2	5	9	2673-605	POA
2-1/2	2-1/2	6	10	2673-606	POA
2-1/2	2-1/2	8	11-3/4	2673-607	POA

Eight Flute

MILL DIA.	SHANK DIA.	FLUTE LENGTH	OAL	ORDER NO.	PRICE EACH
3	2-1/2	8	11-3/4	2677-923	$160.98
3	2-1/2	10	13-3/4	2677-924	185.00

M42 8% Cobalt Roughing End Mills

Coarse Tooth – Non-Center Cutting

3

WARNING: This product contains Cobalt and/or Nickel and/or Lead a chemical known to the state of California to cause cancer or birth defects or other reproductive harm. For more information: www.prop65.ca.gov. **WARNING:** Cutting tools may shatter. Always wear approved safety glasses and mask when regrinding.

Uncoated

TiN Coated

SIZE					UNCOATED				TiN COATED	
					Pittsburg® ALLEGHANY		ALLEGIANCE® AMERICAN MADE		Pittsburg® ALLEGHANY	
MILL DIA.	SHANK DIA.	FLUTE LENGTH	OAL	NO. OF FLUTES	ORDER NO.	PRICE EACH	ORDER NO.	PRICE EACH	ORDER NO.	PRICE EACH
1/4	3/8	5/8	2-7/16	3	2701-200	$ 30.21	–	–	–	–
5/16	3/8	3/4	2-1/2	3	2701-201	30.21	–	–	2702-420	$51.65
3/8	3/8	3/4	2-1/2	4	2701-241	31.12	3880-241	$46.01	2702-424	54.34
1/2	1/2	1-1/4	3-1/4	4	2701-321	42.50	3880-322	62.10	2702-432	70.38
1/2	1/2	2	4	4	2701-322	78.69	3880-323	132.48	2702-434	34.04
1/2	1/2	3	5	4	2701-323	35.31	–	–	–	–
5/8	5/8	1-5/8	3-3/4	4	2701-401	52.75	3880-401	76.59	2702-440	89.01
5/8	5/8	2-1/2	4-5/8	4	2701-402	163.04	–	–	2702-442	42.45
3/4	5/8	1-5/8	3-3/4	4	2701-481	61.25	–	–	2702-446	100.56
3/4	5/8	3	5-1/8	4	2701-482	182.08	–	–	–	–
3/4	3/4	1-5/8	3-7/8	4	2701-483	68.20	3880-483	99.15	2702-448	100.56
3/4	3/4	3	5-1/4	4	2701-485	182.08	3880-484	99.88	2702-450	45.72
7/8	3/4	1-5/8	4-1/4	4	2701-561	POA	–	–	–	–
7/8	3/4	1-3/4	3-7/8	5	–	–	3880-562	62.72	–	–
7/8	3/4	1-7/8	4-1/8	5	2701-562	68.69	–	–	2702-454	122.13
7/8	3/4	3-1/2	5-5/8	5	2701-563	230.90	3880-563	77.59	2702-455	69.31
7/8	7/8	1-7/8	4-1/8	5	2701-565	68.69	–	–	2702-456	49.41
7/8	7/8	3-1/2	5-5/8	4	2701-566	230.90	–	–	–	–
1	3/4	2	4-1/4	5	2701-642	93.93	–	–	2702-462	151.63
1	3/4	4	6-1/4	5	2701-643	247.65	–	–	–	–
1	1	2	4-1/2	5	2701-645	93.93	3880-645	136.62	2702-464	151.63
1	1	3	5-1/2	5	–	–	3880-646	331.20	–	–
1	1	4	6-1/2	5	2701-648	247.65	3880-647	92.84	2702-466	73.35
1-1/8	3/4	2	4-1/4	6	2701-721	99.62	–	–	2702-470	185.78
1-1/8	1	2	4-1/2	6	2701-722	99.62	3880-722	168.19	2702-472	185.78
1-1/4	3/4	2	4-1/4	6	2701-799	115.75	–	–	2702-478	208.14
1-1/4	3/4	4	6-1/4	6	2701-801	338.38	–	–	2702-479	126.88
1-1/4	1-1/4	2	4-1/2	6	2701-803	115.75	3880-803	104.44	2702-482	85.71
1-1/4	1-1/4	3	5-1/2	6	–	–	3880-804	390.00	–	–
1-1/4	1-1/4	4	6-1/2	6	2701-805	338.38	3880-805	135.79	2702-483	126.88
1-1/2	3/4	2	4-1/4	6	2701-961	149.49	–	–	2702-486	112.63
1-1/2	3/4	4	6-1/4	6	2701-962	437.18	–	–	2702-487	136.79
1-1/2	1-1/4	2	4-1/2	6	2701-963	149.49	3880-963	217.35	2702-492	243.74
1-1/2	1-1/4	4	6-1/2	6	2701-965	568.34	3880-965	192.95	2702-493	154.74
1-1/2	1-1/4	6	8-1/2	6	–	–	3880-966	POA	–	–
1-3/4	1-1/4	2	4-1/2	6	2702-121	173.89	–	–	–	–
1-3/4	1-1/4	4	6-1/2	6	2702-122	585.65	3881-222	POA	–	–
2	1-1/4	2	4-1/2	8	2702-279	203.23	3881-279	294.98	–	–
2	1-1/4	4	6-1/2	8	2702-280	943.82	3881-280	POA	–	–
2	2	2	5-3/4	8	2702-281	208.73	–	–	–	–
2	2	4	7-3/4	8	–	–	3881-282	1260.00	–	–
2	2	6	9-3/4	8	–	–	3881-284	1350.00	–	–

Limited Quantities

M42 8% Cobalt Roughing End Mills

WARNING: This product contains Cobalt and/or Nickel and/or Lead a chemical known to the state of California to cause cancer or birth defects or other reproductive harm. For more information: www.prop65.ca.gov. **WARNING:** Cutting tools may shatter. Always wear approved safety glasses and mask when regrinding.

Fine Tooth – Non-Center Cutting



3 3

DIA.	SHANK DIA.	FLUTE LENGTH	OAL	NO. OF FLUTES	Pittsburg ALLEGHANY ORDER NO.	Pittsburg ALLEGHANY PRICE EACH	ALLEGIANCE AMERICAN MADE ORDER NO.	ALLEGIANCE AMERICAN MADE PRICE EACH
1/4	3/8	5/8	2-7/16	3	2702-516	$32.51	3850-239	POA
1/4	3/8	5/16	2-7/16	4	2702-517	POA	–	–
1/4	3/8	5/8	2-7/16	4	2702-518	POA	–	–
1/4	3/8	1-1/4	3-1/16	4	2702-519	POA	–	–
5/16	3/8	3/4	2-1/2	3	2702-520	32.51	–	–
5/16	3/8	3/4	2-1/2	4	2702-521	POA	–	–
5/16	3/8	1-3/8	3-1/8	4	2702-522	POA	–	–
3/8	3/8	7/16	2-1/2	4	2702-523	POA	–	–
3/8	3/8	3/4	2-1/2	4	2702-524	34.39	3850-241	$46.01
3/8	3/8	1-1/2	3-1/4	4	2702-525	POA	–	–
1/2	1/2	1-1/4	3-1/4	4	2702-532	45.31	3850-322	62.10
1/2	1/2	2	4	4	2702-534	51.75	3850-323	82.80
9/16	1/2	1-3/8	2-7/8	4	2702-535	POA	–	–
5/8	5/8	3/4	2-7/8	4	2702-536	POA	–	–
5/8	5/8	1-5/8	3-3/4	4	2702-540	59.28	3850-401	76.59
5/8	5/8	2-1/2	4-5/8	4	2702-542	71.88	–	–
3/4	5/8	1-5/8	3-3/4	4	2702-546	67.41	3850-403	POA
3/4	3/4	1-5/8	3-3/4	4	2702-547	POA	–	–
3/4	3/4	1-5/8	3-3/4	4	2702-548	70.00	3850-483	99.15
3/4	3/4	3	5-1/4	4	2702-549	POA	–	–
3/4	3/4	3	5-1/4	4	2702-550	81.60	–	–
7/8	3/4	1-5/8	4-1/8	5	2702-551	POA	3850-561	POA
7/8	3/4	1-3/4	4-1/8	5	–	–	3850-562	99.88
7/8	3/4	1-5/8	4-1/8	5	2702-553	POA	–	–
7/8	3/4	1-7/8	4-1/8	5	2702-554	76.42	–	–
7/8	3/4	3-1/2	5-5/8	5	2702-555	106.95	–	–
7/8	7/8	1-7/8	4-1/8	5	2702-556	76.42	3850-564	POA
7/8	7/8	3-1/2	5-3/4	5	2702-557	POA	–	–
1	3/4	2	4-1/4	5	2702-562	111.99	3850-565	POA
1	3/4	2	4-1/2	5	2702-563	POA	–	–
1	1	2	4-1/2	5	2702-564	111.99	3850-645	136.62
1	1	3	5-1/2	5	–	–	3850-646	138.00
1	1	4	6-1/2	5	2702-566	126.91	–	–
1	1	4	6-1/2	6	2702-567	POA	–	–
1-1/8	3/4	2	4-1/4	6	2702-570	125.50	–	–
1-1/8	1	2	4-1/2	6	2702-572	109.13	–	–
1-1/4	3/4	2	4-1/4	6	2702-578	81.38	3850-655	POA
1-1/4	1	2	4-1/2	6	2702-580	POA	–	–
1-1/4	1-1/4	2	4-1/2	6	2702-582	132.54	–	–
1-1/4	1-1/4	3	5-1/2	6	2702-581	POA	3850-803	POA
1-1/4	1-1/4	4	6-1/2	6	2702-583	147.41	–	–
1-1/2	3/4	2	4-1/4	6	2702-586	101.08	–	–
1-1/2	3/4	4	6-1/4	6	2702-587	146.90	–	–
1-1/2	1-1/4	4	6-1/2	6	2702-588	POA	–	–
1-1/2	1-1/4	2	4-1/2	6	2702-592	155.55	3850-963	217.35
1-1/2	1-1/4	3	5-1/2	6	2702-589	POA	–	–
1-1/2	1-1/4	4	6-1/2	6	2702-593	186.88	–	–
1-1/2	1-1/4	6	8-1/2	6	–	–	3850-966	POA
1-3/4	1-1/4	2	4-1/2	6	2702-590	POA	–	–
2	1-1/4	2	4-1/2	8	2702-592	155.55	3851-224	POA
2	1-1/4	3	5-1/2	8	2702-593	186.88	–	–
2	1-1/4	4	6-1/2	8*	2702-594	POA	–	–
2	2	2	5-3/4	8	2702-595	POA	–	–
2	2	3	6-3/4	8	2702-596	POA	3851-232	POA
2	2	4	7-3/4	8	2702-597	POA	3851-234	POA

*USA - 6 Flute

Rougher/Finisher – Center Cutting

Designed to machine materials such as titanium, magnesium and free machining stainless steel alloys. Gold finish. Cobalt, Right Hand, Center Cutting. 2

DIA.	SHANK DIA.	FLUTE LENGTH	OAL	NO. OF FLUTES	ALLEGIANCE AMERICAN MADE ORDER NO.	ALLEGIANCE AMERICAN MADE PRICE EACH
REGULAR FLUTE LENGTH						
1/2	1/2	1-1/4	3-1/4	4	3987-228	$ 52.48
5/8	5/8	1-5/8	3-3/4	4	3987-236	67.80
3/4	3/4	1-5/8	3-7/8	4	3987-245	74.34
3/4	3/4	1-5/8	3-7/8	6	3987-246	78.10
7/8	7/8	1-7/8	4-1/8	4	3987-254	125.44
1	1	2	4-1/2	4	3987-266	126.96
1	1	2	4-1/2	6	3987-267	131.65
1-1/4	1-1/4	2	4-1/2	6	3987-275	183.21
1-1/2	1-1/4	2	4-1/2	6	3987-283	219.39
2	1-1/4	2	4-1/2	6	3987-292	466.01
2	2	2	5-3/4	6	3987-296	510.83
MEDIUM FLUTE						
5/8	5/8	3	5-1/8	4	3987-437	$ 116.96
1	1	3	5-1/2	4	3987-467	183.28
1	1	3	5-1/2	6	3987-468	187.43
1-1/4	1-1/4	3	5-1/2	6	3987-476	235.36
1-1/2	1-1/4	3	5-1/2	6	3987-484	271.35
2	2	3	6-3/4	6	3987-497	540.64
LONG FLUTE						
1/2	1/2	3	5	4	3987-630	$ 71.31
5/8	5/8	2-1/2	4-5/8	4	3987-638	102.95
3/4	3/4	3	5-1/4	4	3987-647	121.40
3/4	3/4	3	5-1/4	6	3987-648	132.64
7/8	7/8	3-1/2	5-3/4	4	3987-656	171.69
1	1	4	6-1/2	4	3987-668	221.06
1	1	4	6-1/2	6	3987-669	226.50
1-1/4	1-1/4	4	6-1/2	6	3987-677	300.43
1-1/2	1-1/4	4	6-1/2	6	3987-685	331.03
2	2	4	7-3/4	6	3987-698	566.28
EXTRA LONG FLUTE						
1/2	1/2	3	5	4	3987-831	$ 95.64
5/8	5/8	4	6-1/8	4	3987-839	138.30
3/4	3/4	4	6-1/4	4	3987-847	154.56
3/4	3/4	4	6-1/4	6	3987-848	161.18
1	1	6	8-1/2	4	3987-868	294.71
1	1	6	8-1/2	6	3987-869	301.36
1-1/4	1-1/4	6	8-1/2	6	3987-878	392.23
1-1/2	1-1/4	6	8-1/2	6	3987-886	508.29
2	2	6	9-3/4	6	3987-899	758.01

Tapered End Mills

Three Flute – R.H. Cut – R.H. Spiral – High Speed Steel

1

WARNING: This product contains Cobalt and/or Nickel and/or Lead a chemical known to the state of California to cause cancer or birth defects or other reproductive harm. For more information: www.prop65.ca.gov.
WARNING: Cutting tools may shatter. Always wear approved safety glasses and mask when regrinding.

1/2° TAPER PER SIDE

TOOL NO.	DIA.	SHANK DIA.	FLUTE LENGTH	OAL	ORDER NO.	PRICE EACH
05-102	3/32	3/8	1/2	2-1/2	2726-001	$16.45
05-103	3/32	3/8	3/4	2-1/2	2726-002	17.65
05-105	3/32	3/8	1-1/4	3-1/8	2726-004	20.05
05-201	1/8	3/8	1/4	2-1/2	2726-010	15.35
05-202	1/8	3/8	1/2	2-1/2	2726-011	16.60
05-203	1/8	3/8	3/4	2-1/2	2726-012	17.65
05-204	1/8	3/8	1	2-7/8	2726-013	19.70
05-205	1/8	3/8	1-1/4	3-1/8	2726-014	20.90
05-206	1/8	3/8	1-1/2	3-1/4	2726-015	22.95
05-303	3/16	3/8	3/4	2-1/2	2726-025	17.70
05-305	3/16	3/8	1-1/4	3-1/8	2726-027	21.60
05-313	3/16	3/8	3-1/4	5-1/2	2726-035	47.85
05-403	1/4	3/8	3/4	2-1/2	2726-041	17.90
05-405	1/4	3/8	1-1/4	3-1/8	2726-042	22.60
05-409	1/4	1/2	2-1/4	4-1/4	2726-043	31.70
05-413	1/4	1/2	3-1/4	5-1/2	2726-044	42.20
05-605	3/8	1/2	1-1/4	3-1/8	2726-050	29.25
05-609	3/8	1/2	2-1/4	4-1/4	2726-051	35.00
05-613	3/8	1/2	3-1/4	5-1/2	2726-052	46.85
05-805	1/2	1/2	1-1/4	3-1/8	2726-058	34.25
05-809	1/2	1/2	2-1/4	4-1/4	2726-059	41.25
05-813	1/2	1/2	3-1/4	5-1/2	2726-060	49.15
05-1013	5/8	5/8	3-1/4	5-1/2	2726-067	61.65
05-1017	5/8	5/8	4-1/4	6-1/2	2726-068	69.60
05-1213	3/4	3/4	3-1/4	5-3/4	2726-074	70.35

1° TAPER PER SIDE

TOOL NO.	DIA.	SHANK DIA.	FLUTE LENGTH	OAL	ORDER NO.	PRICE EACH
1-102	3/32	3/8	1/2	2-1/2	2726-087	$16.65
1-103	3/32	3/8	3/4	2-1/2	2726-088	17.85
1-105	3/32	3/8	1-1/4	3-1/8	2726-089	20.30
1-201	1/8	3/8	1/4	2-1/2	2726-095	16.00
1-202	1/8	3/8	1/2	2-1/2	2726-096	16.75
1-203	1/8	3/8	3/4	2-1/2	2726-097	17.90
1-204	1/8	3/8	1	2-7/8	2726-098	19.85
1-205	1/8	3/8	1-1/4	3-1/8	2726-099	21.00
1-206	1/8	3/8	1-1/2	3-1/4	2726-100	23.30
1-303	3/16	3/8	3/4	2-1/2	2726-108	18.10
1-305	3/16	3/8	1-1/4	3-1/8	2726-109	21.70
1-313	3/16	3/8	3-1/4	5-1/2	2726-111	49.45
1-403	1/4	3/8	3/4	2-1/2	2726-117	18.25
1-405	1/4	3/8	1-1/4	3-1/8	2726-118	22.75
1-409	1/4	1/2	2-1/4	4-1/4	2726-119	33.90
1-413	1/4	1/2	3-1/4	5-1/2	2726-120	46.00
1-605	3/8	1/2	1-1/4	3-1/8	2726-126	27.75
1-609	3/8	1/2	2-1/4	4-1/4	2726-127	37.75
1-613	3/8	1/2	3-1/4	5-1/2	2726-128	49.35
1-805	1/2	1/2	1-1/4	3-1/8	2726-134	34.85
1-809	1/2	1/2	2-1/4	4-1/4	2726-135	42.90
1-813	1/2	1/2	3-1/4	5-1/2	2726-136	52.30
1-1013	5/8	5/8	3-1/4	5-1/2	2726-143	63.65
1-1017	5/8	5/8	4-1/4	6-1/2	2726-144	72.65
1-1213	3/4	3/4	3-1/4	5-3/4	2726-160	75.95
1-1221	3/4	3/4	5-1/4	7-3/4	2726-161	133.95
1-1624	1	1	6	8-1/2	2726-167	172.75

1-1/2° TAPER PER SIDE

TOOL NO.	DIA.	SHANK DIA.	FLUTE LENGTH	OAL	ORDER NO.	PRICE EACH
15-102	3/32	3/8	1/2	2-1/2	2726-173	$16.80
15-103	3/32	3/8	3/4	2-1/2	2726-174	18.05
15-104	3/32	3/8	1	2-7/8	2726-175	19.90
15-105	3/32	3/8	1-1/4	3-1/8	2726-176	20.50
15-106	3/32	3/8	1-1/2	3-1/4	2726-177	21.80
15-154	7/64	3/8	1	2-7/8	2726-183	20.15
15-156	7/64	3/8	1-1/2	3-1/4	2726-185	22.15
15-202	1/8	3/8	1/2	2-1/2	2726-191	16.90
15-203	1/8	3/8	3/4	2-1/2	2726-192	18.10
15-204	1/8	3/8	1	2-7/8	2726-193	20.30
15-205	1/8	3/8	1-1/4	3-1/8	2726-194	21.45
15-206	1/8	3/8	1-1/2	3-1/4	2726-195	23.45
15-208	1/8	3/8	2	3-7/8	2726-196	29.80
15-254	5/32	3/8	1	2-7/8	2726-203	20.40
15-256	5/32	3/8	1-1/2	3-1/4	2726-205	23.45
15-303	3/16	3/8	3/4	3-1/2	2726-211	18.25
15-305	3/16	3/8	1-1/4	3-1/8	2726-212	21.85
15-310	3/16	1/2	2-1/2	4-1/2	2726-213	40.80
15-313	3/16	3/8	3-1/4	5-1/2	2726-214	50.25
15-403	1/4	3/8	3/4	2-1/2	2726-230	18.40
15-405	1/4	3/8	1-1/4	3-1/8	2726-231	22.90
15-409	1/4	1/2	2-1/4	4-1/4	2726-232	33.05
15-413	1/4	1/2	3-1/4	5-1/2	2726-233	48.20
15-605	3/8	1/2	1-1/4	3-1/8	2726-239	30.15

1-1/2° TAPER PER SIDE, con't.

TOOL NO.	DIA.	SHANK DIA.	FLUTE LENGTH	OAL	ORDER NO.	PRICE EACH
15-609	3/8	1/2	2-1/4	4-1/4	2726-240	$39.50
15-613	3/8	5/8	3-1/4	5-1/2	2726-241	50.25
15-805	1/2	1/2	1-1/4	3-1/8	2726-247	34.95
15-809	1/2	1/2	2-1/4	4-1/4	2726-248	44.15
15-813	1/2	5/8	3-1/4	5-1/2	2726-249	57.65
15-1624	1	1-1/4	6	8-1/2	2726-268	217.15

2° TAPER PER SIDE

TOOL NO.	DIA.	SHANK DIA.	FLUTE LENGTH	OAL	ORDER NO.	PRICE EACH
2-102	3/32	3/8	1/2	2-1/2	2726-274	$17.10
2-103	3/32	3/8	3/4	2-1/2	2726-275	18.20
2-202	1/8	3/8	1/2	2-1/2	2726-281	17.15
2-203	1/8	3/8	3/4	2-1/2	2726-282	18.25
2-204	1/8	3/8	1	2-7/8	2726-283	20.55
2-205	1/8	3/8	1-1/4	3-1/8	2726-284	22.70
2-206	1/8	3/8	1-1/2	3-1/4	2726-285	23.60
2-303	3/16	3/8	3/4	2-1/2	2726-293	18.40
2-305	3/16	3/8	1-1/4	3-1/8	2726-294	22.35
2-313	3/16	1/2	3-1/4	5-1/2	2726-296	51.80
2-403	1/4	3/8	3/4	2-1/2	2726-302	18.60
2-405	1/4	3/8	1-1/4	3-1/8	2726-303	23.10
2-409	1/4	1/2	2-1/4	4-1/4	2726-304	35.35
2-413	1/4	1/2	3-1/4	5-1/2	2726-305	52.60
2-605	3/8	1/2	1-1/4	3-1/8	2726-311	32.80
2-609	3/8	1/2	2-1/4	4-1/4	2726-312	41.10
2-613	3/8	5/8	3-1/4	5-1/2	2726-313	54.95
2-805	1/2	1/2	1-1/4	3-1/8	2726-319	35.35
2-809	1/2	1/2	2-1/4	4-1/4	2726-320	44.65
2-813	1/2	5/8	3-1/4	5-1/2	2726-321	65.60
2-1017	5/8	3/4	4-1/4	6-1/2	2726-330	80.20
2-1221	3/4	1	5-1/4	7-3/4	2726-338	154.35
2-1624	1	1-1/4	6	8-1/2	2726-344	252.50

3° TAPER PER SIDE

TOOL NO.	DIA.	SHANK DIA.	FLUTE LENGTH	OAL	ORDER NO.	PRICE EACH
3-004	.062	3/8	1	2-7/8	2726-350	$21.30
3-006	.070	3/8	1-1/2	3-1/4	2726-351	23.30
3-103	3/32	3/8	3/4	2-1/2	2726-357	18.35
3-104	3/32	3/8	1	2-7/8	2726-358	20.20
3-105	3/32	3/8	1-1/4	3-1/8	2726-359	20.90
3-106	3/32	3/8	1-1/2	3-1/4	2726-360	21.85
3-108	3/32	3/8	2	3-5/8	2726-361	25.25
3-110	3/32	1/2	2-1/2	4-1/2	2726-362	33.15
3-154	7/64	3/8	1	2-7/8	2726-368	20.20
3-156	7/64	3/8	1-1/2	3-1/4	2726-370	22.40
3-158	7/64	3/8	2	3-5/8	2726-371	25.40
3-203	1/8	3/8	3/4	2-1/2	2726-378	18.55
3-204	1/8	3/8	1	2-7/8	2726-379	20.75
3-205	1/8	3/8	1-1/4	3-1/8	2726-380	21.45
3-206	1/8	3/8	1-1/2	3-1/4	2726-381	22.40
3-208	1/8	3/8	2	3-5/8	2726-382	32.75
3-210	1/8	1/2	2-1/2	4-1/2	2726-383	37.30
3-254	5/32	3/8	1	2-7/8	2726-389	20.95
3-256	5/32	3/8	1-1/2	3-1/4	2726-391	22.70
3-303	3/16	3/8	3/4	2-1/2	2726-398	18.90
3-305	3/16	3/8	1-1/4	3-1/8	2726-399	22.90
3-310	3/16	1/2	2-1/2	4-1/2	2726-401	43.50
3-313	3/16	5/8	3-1/4	5-1/2	2726-402	57.45
3-403	1/4	3/8	3/4	2-1/2	2726-409	19.70
3-405	1/4	3/8	1-1/4	3-1/8	2726-410	23.30
3-409	1/4	1/2	2-1/4	4-1/4	2726-411	39.70
3-413	1/4	5/8	3-1/4	5-1/2	2726-412	66.55
3-605	3/8	1/2	1-1/4	3-1/8	2726-419	33.95
3-609	3/8	5/8	2-1/4	4-1/4	2726-420	42.90
3-613	3/8	3/4	3-1/4	5-1/2	2726-421	77.90
3-805	1/2	1/2	1-1/4	3-1/8	2726-430	36.45
3-809	1/2	5/8	2-1/4	4-1/4	2726-431	53.05
3-813	1/2	3-1/4	3/4	5-1/2	2726-432	86.90

4° TAPER PER SIDE

TOOL NO.	DIA.	SHANK DIA.	FLUTE LENGTH	OAL	ORDER NO.	PRICE EACH
4-305	3/16	3/8	1-1/4	3-1/8	2726-477	$27.70
4-613	3/8	3/4	3-1/4	5-1/2	2726-498	87.50

5° TAPER PER SIDE

TOOL NO.	DIA.	SHANK DIA.	FLUTE LENGTH	OAL	ORDER NO.	PRICE EACH
5-004	.062	3/8	1	2-7/8	2726-513	$21.85
5-006	.070	3/8	1-1/2	3-1/4	2726-514	24.85
5-102	3/32	3/8	1/2	2-1/2	2726-520	21.45
5-103	3/32	3/8	3/4	2-1/2	2726-521	18.55
5-104	3/32	3/8	1	2-7/8	2726-522	20.50
5-105	3/32	3/8	1-1/4	3-1/8	2726-523	21.60

5° TAPER PER SIDE, con't.

TOOL NO.	DIA.	SHANK DIA.	FLUTE LENGTH	OAL	ORDER NO.	PRICE EACH
5-106	3/32	3/8	1-1/2	3-1/4	2726-524	$22.40
5-107	3/32	1/2	1-3/4	3-7/8	2726-525	20.40
5-108	3/32	1/2	2	3-7/8	2726-526	25.80
5-110	3/32	1/2	2-1/2	4-1/2	2726-527	36.30
5-154	7/64	3/8	1	2-7/8	2726-533	20.65
5-156	7/64	3/8	1-1/2	3-1/4	2726-535	22.70
5-158	7/64	1/2	2	3-7/8	2726-536	25.80
5-203	1/8	3/8	3/4	2-1/2	2726-543	18.75
5-204	1/8	3/8	1	2-7/8	2726-544	20.85
5-205	1/8	3/8	1-1/4	3-1/8	2726-545	22.35
5-206	1/8	3/8	1-1/2	3-1/4	2726-546	25.75
5-208	1/8	1/2	2	3-7/8	2726-548	33.75
5-210	1/8	1/2	2-1/2	4-1/2	2726-550	43.45
5-256	5/32	1/2	1-1/2	3-3/4	2726-557	24.70
5-303	3/16	3/8	3/4	2-1/2	2726-563	19.25
5-305	3/16	1/2	1-1/4	3-1/8	2726-564	24.10
5-310	3/16	1/2	2-1/2	4-1/2	2726-566	55.20
5-313	3/16	3/4	3-1/4	5-1/2	2726-567	76.70
5-316	3/16	3/4	4	6-1/2	2726-570	96.30
5-320	3/16	1	5	7-1/2	2726-572	134.50
5-324	3/16	1	6	8-1/2	2726-574	199.25
5-403	1/4	3/8	3/4	2-1/2	2726-580	20.40
5-405	1/4	1/2	1-1/4	3-1/8	2726-581	25.05
5-409	1/4	5/8	2-1/4	4-1/4	2726-582	45.00
5-413	1/4	3/4	3-1/4	5-1/2	2726-583	77.60
5-416	1/4	3/4	4	6-1/2	2726-584	107.60
5-605	3/8	1/2	1-1/4	3-1/8	2726-591	36.40
5-609	3/8	3/4	2-1/4	4-1/4	2726-592	55.50
5-613	3/8	3/4	3-1/4	5-1/2	2726-593	86.55
5-616	3/8	1	4	6-1/2	2726-595	137.60
5-624	3/8	1-1/4	6	8-1/2	2726-599	261.35
5-805	1/2	1/2	1-1/4	3-1/8	2726-605	43.85
5-809	1/2	3/4	2-1/4	4-1/2	2726-614	74.15
5-813	1/2	1	3-1/4	5-3/4	2726-616	111.40
5-824	1/2	1-1/4	6	8-1/2	2726-621	290.30
5-1020	5/8	1-1/4	5	7-1/2	2726-627	221.05

7° TAPER PER SIDE

TOOL NO.	DIA.	SHANK DIA.	FLUTE LENGTH	OAL	ORDER NO.	PRICE EACH
7-004	.062	3/8	1	2-7/8	2726-654	$22.90
7-006	.070	1/2	1-1/2	3-1/4	2726-655	28.70
7-103	3/32	3/8	3/4	2-1/2	2726-661	18.80
7-104	3/32	3/8	1	2-7/8	2726-662	21.30
7-106	3/32	1/2	1-1/2	3-1/4	2726-663	23.60
7-203	1/8	3/8	3/4	2-1/2	2726-669	19.45
7-204	1/8	3/8	1	2-7/8	2726-670	21.30
7-206	1/8	1/2	1-1/2	3-1/4	2726-672	26.00
7-208	1/8	5/8	2	4-1/8	2726-673	41.80
7-305	3/16	1/2	1-1/4	3-1/8	2726-682	29.05
7-403	1/4	1/2	3/4	2-1/2	2726-693	26.00
7-405	1/4	1/2	1-1/4	3-1/8	2726-695	30.00
7-409	1/4	3/4	2-1/4	4-1/2	2726-696	62.10
7-413	1/4	1	3-1/4	5-3/4	2726-697	98.95
7-416	1/4	1	4	6-1/2	2726-698	131.05
7-509	3/8	3/4	2-1/4	4-1/4	2726-709	79.70
7-613	3/8	1	3-1/4	5-3/4	2726-710	134.10
7-805	1/2	5/8	1-1/4	3-1/4	2726-718	52.10
7-809	1/2	1	2-1/4	4-3/4	2726-719	94.70
7-813	1/2	1-1/4	3-1/4	5-3/4	2726-720	152.25

10° TAPER PER SIDE



TOOL NO.	DIA.	SHANK DIA.	FLUTE LENGTH	OAL	ORDER NO.	PRICE EACH
10-102	3/32	3/8	1/2	2-1/2	2726-755	$20.85
10-106	3/32	1/2	1-1/2	3-3/8	2726-757	42.15
10-203	1/8	3/8	3/4	2-1/2	2726-763	21.70
10-205	1/8	1/2	1-1/4	3-1/8	2726-765	34.85
10-305	3/16	1/2	1-1/4	3-1/8	2726-774	33.55
10-403	1/4	1/2	3/4	2-1/2	2726-780	26.35
10-405	1/4	1/2	1-1/4	3-1/8	2726-781	40.90
10-409	1/4	3/4	2-1/4	4-1/4	2726-782	88.75
10-605	3/8	5/8	1-1/4	3-1/4	2726-789	50.30
10-609	3/8	1	2-1/4	4-5/8	2726-790	104.35
10-613	3/8	1-1/4	3-1/4	5-5/8	2726-791	189.40
10-809	1/2	1	2-1/4	4-5/8	2726-798	120.75
10-813	1/2	1-1/4	3-1/4	5-5/8	2726-799	204.80

20°, 25° & 30° TAPER PER SIDE

TOOL NO.	DIA.	SHANK DIA.	FLUTE LENGTH	OAL	ORDER NO.	PRICE EACH
20-809	1/2	1-1/4	2-1/4	4-3/4	2726-887	$246.70
25-404	1/4	1/2	1	3-1/4	2726-900	91.65
30-605	3/8	1	1-1/4	3-3/4	2726-943	195.30
30-606	3/8	1	1-1/2	4	2726-944	213.55

End Mills – Solid Carbide – Square End

Look for ALLEGIANCE AMERICANMADE 3

Single End– Regular Length

Square End

Cutting Edge Tolerance: +.000, -.002

				UNCOATED				ALTiN COATED			
DIA.	SHANK DIA.	FLUTE LENGTH	OAL	2 FLT. ORDER NO.	PRICE EACH	4 FLT. ORDER NO.	PRICE EACH	2 FLT. ORDER NO.	PRICE EACH	4 FLT. ORDER NO.	PRICE EACH
1/32	1/8	3/32	1-1/2	2970-002$	15.27	2970-402$	15.27	2970-102	$ 21.14	2970-502	$ 21.14
3/64	1/8	1/8	1-1/2	2970-003	15.27	2970-403	15.27	2970-103	21.14	2970-503	21.14
1/16	1/8	3/16	1-1/2	2970-004	12.52	2970-404	12.52	2970-104	18.59	2970-504	18.59
5/64	1/8	3/16	1-1/2	2970-005	13.46	2970-405	13.46	2970-105	19.75	2970-505	19.75
3/32	3/8	1/8	1-1/2	2970-006	12.52	2970-406	12.52	2970-106	18.59	2970-506	18.59
7/64	3/8	1/8	1-1/2	2970-007	13.46	2970-407	13.46	2970-107	19.75	2970-507	19.75
1/8	1/8	1/2	1-1/2	2970-008	12.52	2970-408	12.52	2970-108	18.59	2970-508	18.59
9/64	3/16	9/16	2	2970-009	17.65	2970-409	17.65	2970-109	23.23	2970-509	23.23
5/32	3/16	9/16	2	2970-010	17.24	2970-410	17.24	2970-110	23.00	2970-510	23.00
11/64	3/16	5/8	2	2970-011	17.65	2970-411	17.65	2970-111	23.69	2970-511	23.69
3/16	3/16	5/8	2	2970-012	17.65	2970-412	17.65	2970-112	23.69	2970-512	23.69
13/64	1/4	5/8	2-1/2	2970-013	21.63	2970-413	21.63	2970-113	34.27	2970-513	34.27
7/32	1/4	5/8	2-1/2	2970-014	21.63	2970-414	21.63	2970-114	34.27	2970-514	34.27
15/64	1/4	3/4	2-1/2	2970-015	23.35	2970-415	23.35	2970-115	36.47	2970-515	36.47
1/4	1/4	3/4	2-1/2	2970-016	22.72	2970-416	22.72	2970-116	36.01	2970-516	36.01
17/64	5/16	3/4	2-1/2	2970-017	27.74	2970-417	27.74	2970-117	45.30	2970-517	45.30
9/32	5/16	3/4	2-1/2	2970-018	26.08	2970-418	26.08	2970-118	44.72	2970-518	44.72
19/64	5/16	13/16	2-1/2	2970-019	27.74	2970-419	27.74	2970-119	45.30	2970-519	45.30
5/16	5/16	13/16	2-1/2	2970-020	25.62	2970-420	25.62	2970-120	43.80	2970-520	36.50
21/64	3/8	7/8	2-1/2	2970-021	36.43	2970-421	36.43	2970-121	52.86	2970-521	52.86
11/32	3/8	7/8	2-1/2	2970-022	34.16	2970-422	34.16	2970-122	51.34	2970-522	51.34
23/64	3/8	7/8	2-1/2	2970-023	36.43	2970-423	36.43	2970-123	52.86	2970-523	52.86
3/8	3/8	7/8	2-1/2	2970-024	33.12	2970-424	33.12	2970-124	51.86	2970-524	51.86
25/64	7/16	7/8	2-1/2	2970-025	52.79	2970-425	52.79	2970-125	69.92	2970-525	69.92
13/32	7/16	7/8	2-1/2	2970-026	33.12	2970-426	33.12	2970-126	51.86	2970-526	51.86
27/64	7/16	7/8	2-1/2	2970-027	52.79	2970-427	52.79	2970-127	69.92	2970-527	69.92
7/16	7/16	7/8	2-1/2	2970-028	47.61	2970-428	47.61	2970-128	68.53	2970-528	68.53
29/64	7/16	1	3	2970-029	63.54	2970-429	63.54	2970-129	86.63	2970-529	86.63
15/32	1/2	1	3	2970-030	61.07	2970-430	61.07	2970-130	81.19	2970-530	81.19
31/64	1/2	1	3	2970-031	63.54	2970-431	63.54	2970-131	86.63	2970-531	86.63
1/2	1/2	1	3	2970-032	55.27	2970-432	55.27	2970-132	76.32	2970-532	76.32
9/16	9/16	1-1/4	3	2970-036	101.43	2970-436	101.43	2970-136	121.88	2970-536	121.88
5/8	5/8	1-1/4	3-1/2	2970-040	105.57	2970-440	105.57	2970-140	120.43	2970-540	120.43
11/16	3/4	1-1/2	4	2970-044	153.18	2970-444	153.18	2970-144	200.10	2970-544	200.10
3/4	3/4	1-1/2	4	2970-048	169.02	2970-448	169.02	2970-148	173.12	2970-548	108.70
13/16	7/8	1-1/2	4	2970-052	340.41	2970-452	340.41	–	–	–	–
7/8	7/8	1-1/2	4	2970-056	299.94	2970-456	299.94	2970-156	293.98	2970-556	293.98
15/16	1	1-1/2	4	2970-060	335.18	2970-460	335.18	–	–	–	–
1	1	1-1/2	4	2970-064	264.96	2970-464	304.70	2970-164	271.06	2970-564	298.16

Sizes over 1" POA

Uncoated

2 Flute Square End

4 Flute Square End

ALTiN Coated

2 Flute Square End

4 Flute Square End

Single End– Extra Long– Square End 2

				UNCOATED			ALTiN COATED		
DIA .	SHANK DIA.	FLUTE LENGTH	OAL	2 FLT. ORDER NO.	4 FLT. ORDER NO	PRICE EACH	2 FLT. ORDER NO.	4 FLT. ORDER NO.	PRICE EACH
1/8	1/8	1	3	6320-808	6320-908	$ 34.98	6321-308	6321-408	$ 50.28
3/16	3/16	1-1/8	3	6320-812	6320-912	40.26	6321-312	6321-412	57.86
1/4	1/4	1-1/2	4	6320-816	6320-916	49.50	6321-316	6321-416	70.43
5/16	5/16	1-5/8	4	6320-820	6320-920	63.23	6321-320	6321-420	90.79
3/8	3/8	1-3/4	4	6320-824	6320-924	92.10	6321-324	6321-424	119.52
3/8	3/8	1-3/4	6	6320-825	6320-925	POA	6321-325	6321-425	57.40
7/16	7/16	2	4	6320-828	6320-928	87.92	6321-328	6321-428	124.80
7/16	7/16	3	6	6320-829	6320-929	166.13	6321-329	6321-429	190.13
1/2	1/2	2	4	6320-832	6320-932	107.53	6321-332	6321-432	150.00
1/2	1/2	3	6	6320-833	6320-933	170.28	6321-333	6321-433	193.44
5/8	5/8	2-1/4	5	6320-840	6320-940	254.59	6321-340	6321-440	318.00
5/8	5/8	3	6	6320-841	6320-941	312.84	6321-341	6321-441	336.84
3/4	3/4	2-1/4	5	6320-848	6320-948	335.75	6321-348	6321-448	396.00
3/4	3/4	3	6	6320-849	6320-949	393.36	6321-349	6321-449	420.00
1	1	3	6	6320-866	6320-966	580.80	6321-366	6321-466	687.12

Uncoated or ALTiN Coated

Four Flutes

Two Flutes

WARNING: This product contains Cobalt and/or Nickel and/or Lead a chemical known to the state of California to cause cancer or birth defects or other reproductive harm. For more information: www.prop65.ca.gov. **WARNING:** Cutting tools may shatter. Always wear approved safety glasses and mask when regrinding.

End Mills – Solid Carbide – Single End

2

Look for ALLEGIANCE® AMERICANMADE

WARNING: This product contains Cobalt and/or Nickel and/or Lead a chemical known to the state of California to cause cancer or birth defects or other reproductive harm. For more information: www.prop65.ca.gov. **WARNING:** Cutting tools may shatter. Always wear approved safety glasses and mask when regrinding.

Four Flute Corner Radius Endmills

Cutting Edge Tolerance: +.000 - .002

UNCOATED				.015 RADIUS		.020 RADIUS		.030 RADIUS		.045 RADIUS		.060 RADIUS	
DIA.	SHANK DIA.	FLUTE LENGTH	OAL	ORDER NO.	PRICE EACH	ORDER NO.	PRICE EACH	ORDER NO.	PRICE EACH	ORDER NO.	PRICE EACH	ORDER NO.	PRICE EACH
1/8	1/8	1/4	1-1/2	2970-800	$8.90	2970-801	$8.90	2970-802	POA	2970-803	POA	2970-804	POA
3/16	3/16	3/8	2	2970-805	12.85	2970-806	12.85	2970-807	POA	2970-808	POA	2970-809	POA
1/4	1/4	1/2	2	2970-810	15.15	2970-811	15.15	2970-812	$15.15	2970-813	POA	2970-814	POA
5/16	5/16	1/2	2	2970-815	POA	2970-816	20.15	2970-817	POA	2970-818	POA	2970-819	$20.15
3/8	3/8	5/8	2	2970-820	POA	2970-821	23.95	2970-822	POA	2970-823	POA	2970-824	POA
1/2	1/2	5/8	2-1/2	2970-825	POA	2970-826	39.55	2970-827	39.55	2970-828	POA	2970-829	POA
5/8	5/8	3/4	3	2970-830	POA	2970-831	POA	2970-832	POA	2970-833	POA	2970-834	POA
3/4	3/4	1	3	2970-835	POA	2970-836	POA	2970-837	95.65	2970-838	$95.65	2970-839	POA

ALTIN COATED				.015 RADIUS		.020 RADIUS		.030 RADIUS		.045 RADIUS		.060 RADIUS	
DIA.	SHANK DIA.	FLUTE LENGTH	OAL	ORDER NO.	PRICE EACH	ORDER NO.	PRICE EACH	ORDER NO.	PRICE EACH	ORDER NO.	PRICE EACH	ORDER NO.	PRICE EACH
1/8	1/8	1/4	1-1/2	2970-850	POA	2970-851	POA	2970-852	POA	2970-853	POA	2970-854	POA
3/16	3/16	3/8	2	2970-855	$15.30	2970-856	$15.30	2970-857	POA	2970-858	POA	2970-859	POA
1/4	1/4	1/2	2	2970-860	20.10	2970-861	20.10	2970-862	$20.10	2970-863	POA	2970-864	POA
5/16	5/16	1/2	2	2970-865	27.55	2970-866	27.55	2970-867	27.55	2970-868	POA	2970-869	$27.55
3/8	3/8	5/8	2	2970-870	31.40	2970-871	31.40	2970-872	31.40	2970-873	POA	2970-874	31.40
1/2	1/2	5/8	2-1/2	2970-875	POA	2970-876	POA	2970-877	48.70	2970-878	POA	2970-879	48.70
5/8	5/8	3/4	3	2970-880	POA	2970-881	POA	2970-882	POA	2970-883	POA	2970-884	POA
3/4	3/4	1	3	2970-885	POA	2970-886	POA	2970-887	112.40	2970-888	$112.40	2970-889	POA

Two Flute Drill Mills



Cutting Edge Tolerance: +.000 - .002, 90 Degree Angle. A true "multi-function" tool, allowing 90° spotting, 45° chamfering, full slotting, and peripheral milling in a wide variety of materials. NOT intended for drilling ferrous materials."

				UNCOATED		ALTiN COATED	
DIA.	SHANK DIA.	FLUTE LENGTH	OAL	ORDER NO.	PRICE EACH	ORDER NO	PRICE EACH
1/4	1/4	3/4	2-1/2	2963-116	$54.00	2963-216	$70.89
5/16	5/16	7/8	2-1/2	2963-120	68.37	2963-220	92.06
3/8	3/8	7/8	2-1/2	2963-124	84.84	2963-224	108.86
7/16	7/16	1	2-1/2	2963-128	115.92	2963-228	145.32
1/2	1/2	1	3	2963-132	140.78	2963-232	170.18

Six Flute Endmills



30° Helix Finisher
Standard relief, for low-med carbon steels. Peripheral milling only.

				UNCOATED		ALTiN COATED	
DIA.	SHANK DIA.	FLUTE LENGTH	OAL	ORDER NO.	PRICE EACH	ORDER NO	PRICE EACH
3/16	3/16	5/8	2	6327-812	$43.50	6327-912	$14.80
1/4	1/4	3/4	2-1/2	6327-816	56.48	6327-916	19.00
5/16	5/16	7/8	2-1/2	6327-820	63.17	6327-920	27.10
3/8	3/8	1	2-1/2	6327-824	80.15	6327-924	36.40
7/16	7/16	1	2-1/2	6327-828	116.10	6327-928	40.30
1/2	1/2	1	3	6327-832	42.00	6327-932	50.20
5/8	5/8	1-1/4	3-1/2	6327-840	POA	6327-940	93.80
3/4	3/4	1-1/2	4	6327-848	POA	6327-948	134.20
7/8	7/8	1-1/2	4	6327-856	POA	6327-956	POA

Metric End Mills

				UNCOATED			ALTiN COATED		
DIA. (MM)	SHANK DIA. (MM)	FLUTE LENGTH (MM)	OAL (MM)	2 FLT. ORDER NO.	4 FLT. ORDER NO.	PRICE EACH	2 FLT. ORDER NO.	4 FLT. ORDER NO.	PRICE EACH
1.0	3.0	3.0	38.0	6322-010	6323-010	$ 17.69	6327-000	6327-100	$ 9.95
1.5	3.0	5.0	38.0	6322-015	6323-015	17.69	6327-001	6327-101	9.50
2.0	3.0	6.0	38.0	6322-021	6323-021	17.69	6327-002	6327-102	9.50
2.5	3.0	7.0	38.0	6322-025	6323-025	17.69	6327-003	6327-103	9.50
3.0	3.0	12.0	38.0	6322-030	6323-030	17.69	6327-004	6327-104	8.80
4.0	4.0	14.0	50.0	6322-040	6323-040	23.63	6327-006	6327-106	12.40
5.0	5.0	16.0	50.0	6322-050	6323-050	26.08	6327-008	6327-108	13.45
6.0	6.0	19.0	63.0	6322-060	6323-060	34.06	6327-010	6327-110	16.60
7.0	7.0	19.0	63.0	6322-070	6323-070	43.56	6327-012	6327-112	22.85
8.0	8.0	19.0	63.0	6322-080	6323-080	48.05	6327-014	6327-114	23.50
9.0	9.0	22.0	70.0	6322-090	6323-090	65.87	6327-016	6327-116	POA
10.0	10.0	22.0	70.0	6322-100	6323-100	65.87	6327-018	6327-118	POA
12.0	12.0	25.0	75.0	6322-120	6323-120	90.95	6327-022	6327-122	POA
14.0	14.0	30.0	88.0	6322-140	6323-140	123.55	6327-026	6327-126	68.65
16.0	16.0	32.0	88.0	6322-160	6323-160	142.43	6327-030	6327-130	80.00
18.0	18.0	36.0	100.0	6322-180	6323-180	201.24	6327-034	6327-134	100.60
20.0	20.0	38.0	100.0	6322-200	6323-200	242.75	6327-036	6327-136	114.00

Single End– Stub Length

				UNCOATED		
DIAM.	SHANK DIA.	FLUTE LENGTH	OAL	2 FLT. ORDER NO.	4 FLT. ORDER NO.	PRICE EACH
3/64	1/8	3/32	1-1/2	2971-003	2971-203	$ 14.40
1/16	1/8	1/8	1-1/2	2971-004	2971-204	11.76
3/32	1/8	3/16	1-1/2	2971-006	2971-206	10.74
1/8	1/8	1/4	1-1/2	2971-008	2971-208	10.74
5/32	3/16	5/16	1-1/2	2971-010	2971-210	15.60
3/16	3/16	3/8	2	2971-012	2971-212	15.60
1/4	1/4	1/2	2	2971-016	2971-216	21.60
5/16	5/16	1/2	2	2971-020	2971-220	22.80
3/8	3/8	5/8	2	2971-024	2971-224	31.20
7/16	7/16	5/8	2-1/2	2971-028	2971-228	42.00
1/2	1/2	5/8	2-1/2	2971-032	2971-232	51.60

Roughers & End Mills – Solid Carbide

2

Look for ALLEGIANCE® AMERICANMADE

WARNING: This product contains Cobalt and/or Nickel and/or Lead a chemical known to the state of California to cause cancer or birth defects or other reproductive harm. For more information: www.prop65.ca.gov. **WARNING:** Cutting tools may shatter. Always wear approved safety glasses and mask when regrinding.

Fine Pitch Roughers

- Designed for maximum stock removal of titanium, iconel, waspaloy, and other advanced materials

Cutting Edge Tolerance: +.000 - .002
Shank Tolerance: h6

					UNCOATED		ALTiN COATED	
DIA.	SHANK DIA.	FLUTE LENGTH	OAL	NO. OF FLUTES	ORDER NO.	PRICE EACH	ORDER NO	PRICE EACH
1/4	1/4	3/4	2-1/2	3	6380-316	POA	6380-616	POA
5/16	5/16	3/4	2-1/2	3	6380-320	$60.25	6380-620	POA
3/8	3/8	7/8	2-1/2	3	6380-324	POA	6380-624	POA
1/2	1/2	1	3	4	6380-332	POA	6380-632	POA
5/8	5/8	1-1/4	3-1/2	4	6380-340	POA	6380-640	POA
3/4	3/4	1-1/2	4	4	6380-348	POA	6380-648	POA
1	1	1-1/2	4	6	6380-364	POA	6380-664	POA

Medium Pitch Roughers

- Designed for maximum stock removal of mild, stainless, and hardened steels and alloys



Cutting Edge Tolerance: +.000 - .002
Shank Tolerance: h6

					UNCOATED		ALTiN COATED	
DIA.	SHANK DIA.	FLUTE LENGTH	OAL	NO. OF FLUTES	ORDER NO.	PRICE EACH	ORDER NO	PRICE EACH
1/4	1/4	3/4	2-1/2	3	6380-116	$56.10	6380-416	POA
5/16	5/16	13/16	2-1/2	3	6380-120	60.25	6380-420	$70.80
3/8	3/8	1	2-1/2	3	6380-124	77.00	6380-424	88.35
1/2	1/2	1	3	4	6380-132	97.25	6380-432	111.95
5/8	5/8	1-1/2	3-1/2	4	6380-140	166.40	6380-440	POA
3/4	3/4	1-1/2	4	4	6380-148	POA	6380-448	POA
1	1	1-1/2	4	5	6380-164	262.89	6380-464	POA

Coarse Pitch Roughers

- Designed for maximum stock removal of aluminum, brass, bronze, and other lightweight alloys

Cutting Edge Tolerance: +.000 - .002
Shank Tolerance: h6

					UNCOATED		ALTiN COATED	
DIA.	SHANK DIA.	FLUTE LENGTH	OAL	NO. OF FLUTES	ORDER NO.	PRICE EACH	ORDER NO	PRICE EACH
1/4	1/4	3/4	2-1/2	3	6380-216	$41.30	6380-516	POA
5/16	5/16	3/4	2-1/2	3	6380-220	48.65	6380-520	POA
3/8	3/8	7/8	2-1/2	3	6380-224	77.00	6380-524	POA
1/2	1/2	1	3	3	6380-232	POA	6380-532	POA
5/8	5/8	1-1/4	3-1/2	3	6380-240	POA	6380-540	POA
3/4	3/4	1-1/2	4	3	6380-248	POA	6380-548	POA
1	1	1-1/2	4	3	6380-264	POA	6380-564	POA

Double End – Regular Length

				UNCOATED		
DIA.	SHANK DIA.	FLUTE LENGTH	OAL	2 FLT. ORDER NO.	4 FLT. ORDER NO.	PRICE EACH
1/32	1/8	3/32	2	2974-002	2974-202	POA
3/64	1/8	1/8	2	2974-003	2974-203	POA
1/16	1/8	3/16	1-1/2	2974-004	–	$11.00
1/16	1/8	3/16	2	2974-005	2974-205	13.75
3/32	1/8	1/4	2	2974-006	2974-206	13.75
1/8	1/8	3/8	2	2974-008	2974-208	13.75
5/32	3/16	7/16	2	2974-010	–	15.95
5/32	3/16	7/16	2-1/2	2974-011	2974-211	19.95
3/16	3/16	1/2	2-1/2	2974-013	2974-212	22.20
7/32	1/4	9/16	2-1/2	2974-014	2974-214	22.20
7/32	1/4	9/16	3	2974-015	–	22.20
1/4	1/4	5/8	2-1/2	2974-016	2974-216	20.70
5/16	5/16	3/4	3-1/2	2974-021	2974-220	26.40
3/8	3/8	3/4	3-1/2	2974-025	2974-224	33.50
7/16	7/16	3/4	3	2974-028	–	41.25
7/16	7/16	7/8	4	2974-029	2974-229	POA
1/2	1/2	3/4	3	2974-032	–	49.00
1/2	1/2	1	4	2974-033	2974-233	54.40

Double End – Stub Length

				UNCOATED			ALTiN COATED		
				2 FLT.	4 FLT.		2 FLT.	4 FLT.	
DIA.	SHANK DIA.	FLUTE LENGTH	OAL	ORDER NO.	ORDER NO.	PRICE EACH	ORDER NO.	ORDER NO.	PRICE EACH
1/32	1/8	1/16	1-1/2	2974-402	2974-602	$ 19.13	2975-402	2975-602	$16.25
3/64	1/8	3/32	1-1/2	2974-403	2974-603	18.11	2975-403	2975-603	16.25
1/16	1/8	1/8	1-1/2	2974-404	2974-604	16.09	2975-404	2975-604	21.63
3/32	1/8	3/16	1-1/2	2974-406	2974-606	16.09	2975-406	2975-606	14.05
1/8	1/8	1/4	1-1/2	2974-408	2974-608	15.14	2975-408	2975-608	12.15
5/32	3/16	5/16	2	2974-410	2974-610	21.38	2975-410	2975-610	21.05
3/16	3/16	3/8	2	2974-412	2974-612	22.73	2975-412	2975-612	17.70
7/32	1/4	7/16	2	2974-414	2974-614	28.13	2975-414	2975-614	41.14
1/4	1/4	1/2	2	2974-416	2974-616	28.13	2975-416	2975-616	23.15
5/16	5/16	1/2	2	2974-420	2974-620	38.59	2975-420	2975-620	53.46
3/8	3/8	5/8	2	2974-424	2974-624	40.39	2975-424	2975-624	33.00
7/16	7/16	5/8	3	2974-428	2974-628	58.23	2975-428	2975-628	78.43
1/2	1/2	5/8	2-1/2	2974-432	2974-632	70.09	2975-432	2975-632	52.10
5/8	5/8	3/4	3	2974-440	2974-640	147.90	2975-440	2975-640	134.54
3/4	3/4	1	3	2974-448	2974-648	180.60	2975-448	2975-648	171.15

Double End – Large Shank With Flat

				UNCOATED		
DIA.	SHANK DIA.	FLUTE LENGTH	OAL	2 FLT. ORDER NO.	4 FLT. ORDER NO.	PRICE EACH
1/8	3/8	3/8	3	2973-408	2973-608	$49.50
5/32	3/8	7/16	3	2973-410	2973-610	52.33
3/16	3/8	1/2	3	2973-412	2973-612	54.53
7/32	3/8	9/16	3-1/2	2973-414	2973-614	62.78
1/4	3/8	5/8	3-1/2	2973-416	2973-616	66.96
9/32	3/8	11/16	3-1/2	2973-418	2973-618	46.10
5/16	3/8	3/4	3-1/2	2973-420	2973-620	80.44
11/32	3/8	3/4	3-1/2	2973-422	2973-622	87.31
3/8	3/8	3/4	3-1/2	2973-424	2973-624	87.31
7/16	1/2	7/8	4	2973-428	2973-628	136.81
1/2	1/2	1	4	2973-432	2973-632	138.88

End Mills - Solid Carbide - High Performance

2

WARNING: This product contains Cobalt and/or Nickel and/or Lead a chemical known to the state of California to cause cancer or birth defects or other reproductive harm. For more information: www.prop65.ca.gov. **WARNING:** Cutting tools may shatter. Always wear approved safety glasses and mask when regrinding.

Look for ALLEGIANCE AMERICANMADE®

High Performance - Variable Helix Four Flute - Square End - ALTiN Coated

Eccentrically-ground, variable helix tools re-defining "High Performance" in an aggressive tool resistant to chattering and vibration in medium to high carbon steels, tool steels, superalloys and stainless steel.

				NO FLAT ON SHANK		FLAT ON SHANK	
DIA.	SHANK DIA.	FLUTE LENGTH	OAL	ORDER NO.	PRICE EACH	ORDER NO.	PRICE EACH
1/8	1/8	3/8	1-1/2	2974-808	POA	-	-
3/16	3/16	7/16	2	2974-812	POA	-	-
1/4	1/4	5/8	2-1/2	2974-816	POA	-	-
5/16	5/16	13/16	2-1/2	2974-820	$33.35	-	-
3/8	3/8	7/8	2-1/2	2974-824	41.35	2974-924	$43.40
7/16	7/16	1	2-3/4	2974-828	51.85	-	-
1/2	1/2	1	3	2974-832	63.75	2974-932	66.95
9/16	9/16	1-1/8	3-1/2	2974-836	92.10	2974-936	96.70
5/8	5/8	1-1/4	3-1/2	2974-840	120.05	2974-940	126.05
3/4	3/4	1-1/2	4	2974-848	173.95	-	-
1	1	1-1/2	4	2974-864	POA	-	-

High Performance - Variable Helix Four Flute - Corner Radius - ALTiN Coated

Optional radiused corners insure additional corner edge toughness and/or part print conformity as these eccentrically-ground, variable helix tools eliminate chatter and vibration common in medium to high carbon steels, tool steels, superalloys and stainless steel.

DIA.	SHANK DIA.	FLUTE LENGTH	OAL	RADIUS	ORDER NO.	PRICE EACH
1/8	1/8	3/8	1-1/2	.015	2975-008	POA
3/16	3/16	7/16	2	.015	2975-012	POA
1/4	1/4	5/8	2-1/2	.020	2975-016	POA
5/16	5/16	13/16	2-1/2	.020	2975-020	POA
3/8	3/8	13/16	2-1/2	.020	2975-024	POA
7/16	7/16	1	2-3/4	.020	2975-028	POA
1/2	1-1/4	1	3	.030	2975-032	$66.15
9/16	9/16	1-1/8	3-1/2	.030	2975-036	POA
5/8	5/8	1-1/4	3-1/2	.040	2975-040	POA
3/4	3/4	1-1/2	4	.040	2975-048	POA
1	1	1-3/4	4	.045	2975-064	POA

High Performance - Variable Helix Four Flute - Metric - Square End ALTiN Coated

DIA.	SHANK DIA.	FLUTE LENGTH	OAL	ORDER NO.	PRICE EACH
3	3	12	38	2975-203	POA
4	4	14	50	2975-204	POA
5	5	16	50	2975-205	POA
6	6	19	63	2975-206	POA
8	8	19	63	2975-208	POA
10	10	22	70	2975-210	$43.95
12	12	25	75	2975-212	POA
14	25	14	88	2975-214	92.10
16	32	16	88	2975-216	POA
18	36	18	100	2975-218	POA
20	38	20	100	2975-220	POA
25	38	25	100	2975-225	POA

High Perfomance - Variable Helix - Four Flute - Metric - Corner Radius ALTiN-coated

DIA.	SHANK DIA.	FLUTE LENGTH	OAL	RADIUS	ORDER NO.	PRICE EACH
3	3	12	38	0.25	2975-303	POA
4	4	14	50	0.25	2975-304	POA
5	5	16	50	0.25	2975-305	POA
6	6	19	63	0.50	2975-306	POA
8	8	19	63	0.50	2975-308	POA
10	10	22	70	0.50	2975-310	POA
12	12	25	75	0.75	2975-312	POA
14	14	25	88	0.75	2975-314	POA
16	16	32	88	0.75	2975-316	POA
18	18	36	100	0.75	2975-318	POA
20	20	38	100	0.75	2975-320	POA
25	25	38	100	0.75	2975-325	POA

45° 2-Flute High Helix

- Designed for high speed milling of aluminum.



Cutting Edge Tolerance: +.000 - .002, Shank Tolerance: h6
High helixes combined with circular reliefs add up to improved material removal rates AND improved surface finishes via the upgraded stiffness, additional land contact area and quicker chip evacuation capabilities for non-ferrous materials.

				UNCOATED	
MILL DIA.	SHANK DIA.	FLUTE LENGTH	OAL	ORDER NO.	PRICE EACH
1/4	1/4	1	2-1/2	6328-016	$ 13.60
5/16	5/16	1	3	6328-020	15.75
3/8	3/8	1	2-1/2	6328-024	26.25
1/2	1/2	1-1/4	3	6328-032	41.85
5/8	5/8	1-5/8	3-1/2	6328-040	70.70
3/4	3/4	1-3/4	4	6328-048	90.90

End Mills - Solid Carbide - High Performance

2

WARNING: This product contains Cobalt and/or Nickel and/or Lead a chemical known to the state of California to cause cancer or birth defects or other reproductive harm. For more information: www.prop65.ca.gov. **WARNING:** Cutting tools may shatter. Always wear approved safety glasses and mask when regrinding.

Look for ALLEGIANCE® AMERICANMADE

Six Flute 45° – Square End – Eccentric Relief ALTiN Coated – High Performance Finisher

Cutting Edge Tolerance: +.000 - .002

6 FL, high helix tools guarantee impressive performance in terms of removal rates, surface finishes and longevity in difficult-to-machine materials such as stainless steel, titanium and other superalloys. Stiffness combined with high rake angles and a proven AlTiN PVD coating equate to unmatched peripheral finish-milling in stainless steel.

				ALTiN COATED		ALTiN CT. - CORNER RADIUS		
DIA.	SHANK DIA.	FLUTE LENGTH	OAL	ORDER NO.	PRICE EACH	RADIUS	ORDER NO.	PRICE EACH
3/16	3/16	5/8	2	2972-812	POA	–	–	–
1/4	1/4	3/4	2-1/2	2972-816	POA	.010	2972-916	POA
5/16	5/16	7/8	2-1/2	2972-820	POA	.012	2972-920	POA
3/8	3/8	1	2-1/2	2972-824	POA	.012	2972-924	POA
7/16	7/16	1	2-1/2	2972-828	POA	.015	2972-928	POA
1/2	1/2	1	3	2972-832	$66.95	.015	2972-932	POA
9/16	9/16	1	3	2972-836	POA	.020	2972-936	POA
5/8	5/8	1-1/4	3-1/2	2972-840	POA	.020	2972-940	POA
3/4	3/4	1-1/2	4	2972-848	POA	.030	2972-948	POA
7/8	7/8	1-1/2	4	2972-856	POA	.030	2972-956	POA
1	1	1-1/2	4	2972-864	POA	.030	2972-964	POA

For Milling Aluminum Alloys Two Flute – Square End



- Higher-helixed, twin-gullet fluting, cylindrical reliefs combine in a rugged 2 FL endmill for impressive performance gains in aluminum and other non-ferrous materials, including heavy slotting. Choose ZrN coating for higher performance expectations.

				UNCOATED		ZrN COATED	
DIA.	SHANK DIA.	FLUTE LENGTH	OAL	ORDER NO.	PRICE EACH	ORDER NO.	PRICE EACH
1/8	1/8	1/2	1-1/2	2971-408	POA	2971-508	POA
5/32	5/32	9/16	2	2971-410	POA	2971-510	POA
3/16	3/16	3/4	2	2971-412	POA	2971-512	POA
1/4	1/4	3/4	2-1/2	2971-416	POA	2971-516	POA
1/4	1/4	1	2-1/2	2971-417	POA	2971-517	POA
5/16	5/16	3/4	2-1/2	2971-420	POA	2971-520	POA
5/16	5/16	1	3	2971-421	POA	2971-521	POA
3/8	3/8	7/8	2-1/2	2971-424	POA	2971-524	POA
3/8	3/8	1	2-1/2	2971-425	POA	2971-525	POA
7/16	7/16	1	2-1/2	2971-428	POA	2971-528	POA
1/2	1/2	1	3	2971-432	POA	2971-532	POA
1/2	1/2	1-1/4	3	2971-433	POA	2971-533	POA
9/16	9/16	1-1/4	3	2971-436	POA	2971-536	POA
5/8	5/8	1-1/4	3-1/2	2971-440	POA	2971-540	POA
5/8	5/8	1-5/8	3-1/2	2971-441	POA	2971-541	POA
3/4	3/4	1-1/2	4	2971-448	POA	2971-548	POA
3/4	3/4	1-3/4	4	2971-449	POA	2971-549	POA
1	1	1-1/2	4	2971-464	POA	2971-564	POA

For Milling Aluminum Alloys Three Flute – Square End

- Utilizes helix-gullet-reliefs combinations targeting improved removal rates in a wide variety of aluminum and other non-ferrous materials. Optional ZrN coating yields impressive gains in RPM and removal rates.

				UNCOATED		ZrN COATED	
DIA.	SHANK DIA.	FLUTE LENGTH	OAL	ORDER NO.	PRICE EACH	ORDER NO.	PRICE EACH
1/8	1/8	1/2	1-1/2	2972-408	POA	2972-508	POA
5/32	5/32	9/16	2	2972-410	POA	2972-510	POA
3/16	3/16	3/4	2	2972-412	POA	2972-512	POA
1/4	1/4	3/4	2-1/2	2972-416	POA	2972-516	$28.05
1/4	1/4	1	2-1/2	2972-417	POA	2972-517	POA
5/16	5/16	3/4	2-1/2	2972-420	POA	2972-520	POA
5/16	5/16	1	3	2972-421	POA	2972-521	POA
3/8	3/8	7/8	2-1/2	2972-424	POA	2972-524	44.85
3/8	3/8	1	2-1/2	2972-425	POA	2972-525	POA
7/16	7/16	1	2-1/2	2972-428	POA	2972-528	POA
1/2	1/2	1	3	2972-432	POA	2972-532	POA
1/2	1/2	1-1/4	3	2972-433	POA	2972-533	POA
9/16	6	1-1/4	3	2972-436	POA	2972-536	POA
5/8	5/8	1-1/4	3-1/2	2972-440	POA	2972-540	POA
5/8	5/8	1-5/8	3-1/2	2972-441	POA	2972-541	POA
3/4	3/4	1-1/2	4	2972-448	POA	2972-548	POA
3/4	3/4	1-3/4	4	2972-449	POA	2972-549	POA
1	1	1-1/2	4	2972-464	POA	2972-564	POA

For Milling Aluminum Alloys Corner Radius - Two Flute – Square End



- Higher-helixed, twin-gullet fluting, cylindrical reliefs combine in a rugged 2 FL endmill for impressive performance gains in aluminum and other non-ferrous materials, including heavy slotting. Choose ZrN coating for higher performance expectations.

					UNCOATED		ZrN COATED	
DIA.	SHANK DIA.	FLUTE LENGTH	OAL	RADIUS	ORDER NO.	PRICE EACH	ORDER NO.	PRICE EACH
1/8	1/8	1/2	1-1/2	.015	2971-608	POA	2971-708	POA
5/32	5/32	9/16	2	.015	2971-610	POA	2971-710	POA
3/16	3/16	3/4	2	.015	2971-612	POA	2971-712	POA
1/4	1/4	3/4	2-1/2	.020	2971-616	POA	2971-716	POA
1/4	1/4	1	2-1/2	.020	2971-617	POA	2971-717	POA
5/16	5/16	3/4	2-1/2	.020	2971-620	POA	2971-720	POA
5/16	5/16	1	3	.020	2971-621	POA	2971-721	POA
3/8	3/8	7/8	2-1/2	.020	2971-624	POA	2971-724	POA
3/8	3/8	1	2-1/2	.020	2971-625	$43.25	2971-725	POA
7/16	7/16	1	2-1/2	.030	2971-628	POA	2971-728	POA
1/2	1/2	1	3	.030	2971-632	POA	2971-732	POA
1/2	1/2	1-1/4	3	.030	2971-633	63.90	2971-733	POA
9/16	9/16	1-1/4	3	.030	2971-636	POA	2971-736	POA
5/8	5/8	1-1/4	3-1/2	.040	2971-640	115.85	2971-740	POA
5/8	5/8	1-5/8	3-1/2	.040	2971-641	POA	2971-741	POA
3/4	3/4	1-1/2	4	.040	2971-648	POA	2971-748	POA
3/4	3/4	1-3/4	4	.040	2971-649	POA	2971-749	POA
1	1	1-1/2	4	.040	2971-664	POA	2971-764	POA

For Milling Aluminum Alloys Corner Radius - Three Flute - Square End

- Utilizes helix-gullet-reliefs combinations targeting improved removal rates in a wide variety of aluminum and other non-ferrous materials. Optional ZrN coating yields impressive gains in RPM and removal rates.

					UNCOATED		ZrN COATED	
DIA.	SHANK DIA.	FLUTE LENGTH	OAL	RADIUS	ORDER NO.	PRICE EACH	ORDER NO.	PRICE EACH
1/8	1/8	1/2	1-1/2	.015	2972-608	POA	2972-708	POA
5/32	5/32	9/16	2	.015	2972-610	POA	2972-710	POA
3/16	3/16	3/4	2	.015	2972-612	POA	2972-712	POA
1/4	1/4	3/4	2-1/2	.020	2972-616	POA	2972-716	POA
1/4	1/4	1	2-1/2	.020	2972-617	POA	2972-717	POA
5/16	5/16	3/4	2-1/2	.020	2972-620	POA	2972-720	POA
5/16	5/16	1	3	.020	2972-621	POA	2972-721	POA
3/8	3/8	7/8	2-1/2	.020	2972-624	POA	2972-724	POA
3/8	3/8	1	2-1/2	.020	2972-625	POA	2972-725	POA
7/16	7/16	1	2-1/2	.030	2972-628	POA	2972-728	POA
1/2	1/2	1	3	.030	2972-632	POA	2972-732	POA
1/2	1/2	1-1/4	3	.030	2972-633	POA	2972-733	POA
9/16	9/16	1-1/4	3	.030	2972-636	POA	2972-736	POA
5/8	5/8	1-1/4	3-1/2	.040	2972-640	POA	2972-740	POA
5/8	5/8	1-5/8	3-1/2	.040	2972-641	POA	2972-741	POA
3/4	3/4	1-1/2	4	.040	2972-648	POA	2972-748	POA
3/4	3/4	1-3/4	4	.040	2972-649	POA	2972-749	POA
1	1	1-1/2	4	.040	2972-664	POA	2972-764	POA

End Mills - Solid Carbide - Ball End

Look for ALLEGIANCE AMERICANMADE

Single End– Regular Length– Ball End

Tolerances: 1/16 to 1/4 Inclusive, +.000, -.002
9/32 to 1-1/2 Inclusive, +.000, -.003

3

				UNCOATED				ALTiN COATED			
DIA.	SHANK DIA.	FLUTE LENGTH	OAL	2 FLT. ORDER NO.	PRICE EACH	4 FLT. ORDER NO.	PRICE EACH	2 FLT. ORDER NO.	PRICE EACH	4 FLT. ORDER NO.	PRICE EACH
1/32	1/8	3/32	1-1/2	2970-202	$ 22.56	2970-602	$ 22.56	2970-302	$ 12.55	2970-702	$ 12.55
3/64	1/8	1/8	1-1/2	2970-203	22.56	2970-603	22.56	2970-303	12.55	2970-703	12.55
1/16	1/8	3/16	1-1/2	2970-204	17.26	2970-604	17.26	2970-304	11.75	2970-704	11.75
5/64	1/8	3/16	1-1/2	2970-205	18.57	2970-605	18.57	2970-305	11.75	2970-705	11.75
3/32	1/8	3/8	1-1/2	2970-206	17.26	2970-606	17.26	2970-306	11.75	2970-706	11.75
7/64	1/8	3/8	1-1/2	2970-207	18.57	2970-607	18.57	2970-307	11.75	2970-707	11.75
1/8	1/8	1/2	1-1/2	2970-208	17.26	2970-608	17.26	2970-308	10.60	2970-708	10.60
9/64	3/16	9/16	2	2970-209	26.19	2970-609	26.19	2970-309	16.55	2970-709	16.55
5/32	3/16	9/16	2	2970-210	23.81	2970-610	23.81	2970-310	16.55	2970-710	16.55
11/64	3/16	5/8	2	2970-211	26.19	2970-611	26.19	2970-311	16.55	2970-711	16.55
3/16	3/16	5/8	2	2970-212	24.63	2970-612	24.63	2970-312	14.95	2970-712	14.95
13/64	1/4	5/8	2-1/2	2970-213	33.33	2970-613	33.33	2970-313	22.35	2970-713	22.35
7/32	1/4	5/8	2-1/2	2970-214	31.06	2970-614	31.06	2970-314	22.35	2970-714	22.35
15/64	1/4	3/4	2-1/2	2970-215	35.19	2970-615	35.19	2970-315	22.35	2970-715	22.35
1/4	1/4	3/4	2-1/2	2970-216	31.30	2970-616	31.30	2970-316	19.30	2970-716	19.30
17/64	5/16	3/4	2-1/2	2970-217	37.10	2970-617	37.10	2970-317	31.20	2970-717	31.20
9/32	5/16	3/4	2-1/2	2970-218	33.93	2970-618	33.93	2970-318	31.20	2970-718	31.20
19/64	5/16	13/16	2-1/2	2970-219	41.88	2970-619	41.88	2970-319	31.20	2970-719	31.20
5/16	5/16	13/16	2-1/2	2970-220	35.24	2970-620	35.24	2970-320	27.90	2970-720	27.90
21/64	3/8	7/8	2-1/2	2970-221	41.02	2970-621	41.02	2970-321	33.80	2970-721	33.80
11/32	3/8	7/8	2-1/2	2970-222	41.92	2970-622	46.58	2970-322	33.80	2970-722	33.80
23/64	3/8	7/8	2-1/2	2970-223	42.37	2970-623	42.37	2970-323	33.80	2970-723	33.80
3/8	3/8	7/8	2-1/2	2970-224	38.92	2970-624	43.24	2970-324	31.85	2970-724	31.85
25/64	7/16	7/8	2-1/2	2970-225	63.23	2970-625	63.23	2970-325	POA	2970-725	45.65
13/32	7/16	7/8	2-1/2	2970-226	62.03	2970-626	62.03	2970-326	45.65	2970-726	45.65
27/64	7/16	7/8	2-1/2	2970-227	62.03	2970-627	62.03	2970-327	45.65	2970-727	45.65
7/16	7/16	7/8	2-1/2	2970-228	57.19	2970-628	63.54	2970-328	43.80	2970-728	43.60
29/64	7/16	1	3	2970-229	68.44	2970-629	68.44	2970-329	53.55	2970-729	53.55
15/32	1/2	1	3	2970-230	67.82	2970-630	67.82	2970-330	53.55	2970-730	53.55
31/64	1/2	1	3	2970-231	70.02	2970-631	70.02	2970-331	53.55	2970-731	53.55
1/2	1/2	1	3	2970-232	66.34	2970-632	73.72	2970-332	50.40	2970-732	50.40
9/16	9/16	1-1/4	3	2970-236	111.88	2970-636	124.32	2970-336	84.65	2970-736	84.65
5/8	5/8	1-1/4	3-1/2	2970-240	154.22	2970-640	171.35	2970-340	88.00	2970-740	88.00
11/16	3/4	1-1/2	4	2970-244	185.89	2970-644	206.54	2970-344	132.65	2970-744	132.65
3/4	3/4	1-1/2	4	2970-248	185.89	2970-648	206.54	2970-348	126.80	2970-748	126.80
13/16	7/8	1-1/2	4	2970-252	371.39	2970-652	371.39	–	–	–	–
7/8	7/8	1-1/2	4	2970-256	307.40	2970-656	341.55	2970-356	169.60	2970-756	169.60
15/16	1	1-1/2	4	2970-260	364.18	2970-660	364.18	–	–	–	–
1	1	1-1/2	4	2970-264	320.85	2970-664	356.50	2970-364	193.25	2970-764	193.25

Sizes over 1" POA

ALTiN Coated

2 Flute Ball End



4 Flute Ball End

Single End– Extra Long– Ball End

2

				UNCOATED			ALTiN COATED		
DIA.	SHANK DIA.	FLUTE LENGTH	OAL	2 FLT. ORDER NO.	4 FLT. ORDER NO	PRICE EACH	2 FLT. ORDER NO.	4 FLT. ORDER NO.	PRICE EACH
1/8	1/8	1	3	6321-108	6321-208	$ 40.08	6321-508	6321-608	$ 54.11
3/16	3/16	1-1/8	3	6321-112	6321-212	46.12	6321-512	6321-612	62.26
1/4	1/4	1-1/2	4	6321-116	6321-216	56.72	6321-516	6321-616	75.90
5/16	5/16	1-5/8	4	6321-120	6321-220	72.45	6321-520	6321-620	97.71
3/8	3/8	1-1/8	3	6321-124	6321-224	101.31	6321-524	6321-624	123.31
3/8	3/8	1-3/4	4	6321-125	6321-225	POA	6321-525	6321-625	POA
7/16	7/16	2	4	6321-128	6321-228	128.58	6321-528	6321-628	132.92
7/16	7/16	2	4	6321-129	6321-229	POA	6321-529	6321-629	POA
1/2	1/2	2	4	6321-132	6321-232	155.79	6321-532	6321-632	165.45
1/2	1/2	3	4	6321-133	6321-233	187.31	6321-533	6321-633	213.35
5/8	5/8	2-1/4	5	6321-140	6321-240	322.05	6321-540	6321-640	326.00
5/8	5/8	3	5	6321-141	6321-241	329.67	6321-541	6321-641	394.72
3/4	3/4	2-1/4	5	6321-148	6321-248	428.84	6321-548	6321-648	425.88
3/4	3/4	3	5	6321-149	6321-249	414.67	6321-549	6321-649	481.27
1	1	3	5	6321-166	6321-266	585.64	6321-566	6321-666	684.07

ALTiN Coated

2 Flute Ball End



4 Flute Ball End

WARNING: This product contains Cobalt and/or Nickel and/or Lead a chemical known to the state of California to cause cancer or birth defects or other reproductive harm. For more information: www.prop65.ca.gov. **WARNING:** Cutting tools may shatter. Always wear approved safety glasses and mask when regrinding.

End Mills - Solid Carbide - Ball End

Look for ALLEGIANCE® AMERICANMADE

Single End - Metric End Mills - Ball End

		UNCOATED			ALTiN COATED		
DIA. (MM)	SHANK DIA. (MM)	2 FLT. ORDER NO.	4 FLT. ORDER NO.	PRICE EACH	2 FLT. ORDER NO.	4 FLT. ORDER NO.	PRICE EACH
1.0	3.0	6324-010	6325-010	$ 14.74	6327-200	6327-300	POA
1.5	3.0	6324-015	6325-015	14.74	6327-201	6327-301	$11.65
2.0	3.0	6324-021	6325-021	14.74	6327-202	6327-302	POA
2.5	3.0	6324-025	6325-025	14.74	6327-203	6327-303	POA
3.0	3.0	6324-030	6325-030	14.74	6327-204	6327-304	10.50
4.0	4.0	6324-040	6325-040	19.69	6327-206	6327-306	14.55
5.0	5.0	6324-050	6325-050	21.73	6327-208	6327-308	POA
6.0	6.0	6324-060	6325-060	28.38	6327-210	6327-310	19.15
7.0	7.0	6324-070	6325-070	36.30	6327-212	6327-312	27.20
8.0	8.0	6324-080	6325-080	40.04	6327-214	6327-314	27.85
9.0	9.0	6324-090	6325-090	54.89	6327-216	6327-316	POA
10.0	10.0	6324-100	6325-100	54.89	6327-218	6327-318	35.45
12.0	12.0	6324-120	6325-120	75.79	6327-222	6327-322	POA
14.0	14.0	6324-140	6325-140	102.96	6327-226	6327-326	POA
16.0	16.0	6324-160	6325-160	118.69	6327-230	6327-330	POA
18.0	18.0	6324-180	6325-180	167.70	6327-234	6327-334	POA
20.0	20.0	6324-200	6325-200	202.29	6327-236	6327-336	POA

Single End - Stub Length - Ball End



				UNCOATED		
DIA.	SHANK DIA.	FLUTE LENGTH	OAL	2 FLT. ORDER NO.	4 FLT. ORDER NO.	PRICE EACH
3/64	1/8	3/32	1-1/2	2971-103	2971-303	$8.80
1/16	1/8	1/8	1-1/2	2971-104	2971-304	POA
3/32	1/8	3/16	1-1/2	2971-106	2971-306	8.15
1/8	1/8	1/4	1-1/2	2971-108	2971-308	7.75
5/32	5/16	3/16	2	2971-110	2971-310	10.80
3/16	3/16	3/8	2	2971-112	2971-312	10.50
1/4	1/4	1/2	2	2971-116	2971-316	12.70
5/16	5/16	1/2	2	2971-120	2971-320	17.90
3/8	3/8	5/8	2	2971-124	2971-324	21.55
7/16	7/16	5/8	2-1/2	2971-128	2971-328	29.90
1/2	1/2	5/8	2-1/2	2971-132	2971-332	33.50

WARNING: This product contains Cobalt and/or Nickel and/or Lead a chemical known to the state of California to cause cancer or birth defects or other reproductive harm. For more information: www.prop65.ca.gov. **WARNING:** Cutting tools may shatter. Always wear approved safety glasses and mask when regrinding.

Double End - Stub Length - Ball End



				UNCOATED			ALTiN COATED		
DIA.	SHANK DIA.	FLUTE LENGTH	OAL	2 FLT. ORDER NO.	4 FLT. ORDER NO.	PRICE EACH	2 FLT. ORDER NO.	4 FLT. ORDER NO.	PRICE EACH
1/32	1/8	1/16	1-1/2	2974-502	2974-702	$20.70	2975-502	2975-702	POA
3/64	1/8	3/32	1-1/2	2974-503	2974-703	20.70	2975-503	2975-703	POA
1/16	1/8	1/8	1-1/2	2974-504	2974-704	15.48	2975-504	2975-704	POA
3/32	1/8	3/16	1-1/2	2974-506	2974-706	15.48	2975-506	2975-706	POA
1/8	1/8	1/4	1-1/2	2974-508	2974-708	14.40	2975-508	2975-708	$14.55
5/32	3/16	5/16	2	2974-510	2974-710	20.52	2975-510	2975-710	23.30
3/16	3/16	3/8	2	2974-512	2974-712	21.83	2975-512	2975-712	21.60
7/32	1/2	7/16	2	2974-514	2974-714	28.80	2975-514	2975-714	28.25
1/4	1/4	1/2	2	2974-516	2974-716	34.29	2975-516	2975-716	28.00
5/16	5/16	1/2	2	2974-520	2974-720	38.70	2975-520	2975-720	33.85
3/8	9/16	5/8	2	2974-524	2974-724	40.50	2975-524	2975-724	40.10
7/16	7/16	5/8	3	2974-528	2974-728	56.30	2975-528	2975-728	POA
1/2	5/8	1/2	2-1/2	2974-532	2974-732	71.78	2975-532	2975-732	62.95
5/8	11/16	5/8	3	2974-540	2974-740	209.48	2975-540	2975-740	POA
3/4	7/8	3/4	3	2974-548	2974-748	257.73	2975-548	2975-748	POA

Double End - Regular Length - Ball End

				UNCOATED		
DIA.	SHANK DIA.	FLUTE LENGTH	OAL	2 FLT. ORDER NO.	4 FLT. ORDER NO.	PRICE EACH
1/32	1/8	3/32	2	2974-102	2974-302	POA
3/64	1/8	1/8	02	2974-103	2974-303	POA
1/16	1/8	3/16	1-1/2	2974-104	–	$13.40
1/16	1/8	3/16	2	2974-105	2974-304	POA
3/32	1/8	1/4	2	2974-106	2974-306	POA
1/8	1/8	3/8	2	2974-108	2974-308	POA
5/32	3/16	7/16	2-1/2	2974-111	2974-311	POA
3/16	3/16	1/2	2-1/2	2974-112	2974-313	POA
7/32	1/4	9/16	2-1/2	2974-114	2974-314	POA
1/4	1/4	5/8	2-1/2	2974-116	2974-316	24.55
5/16	5/16	3/4	3-1/2	2974-121	2974-321	POA
3/8	3/8	3/4	3-1/2	2974-124	2974-325	POA
7/16	7/16	7/8	4	2974-128	2974-328	POA
1/2	1/2	1	4	2974-132	2974-332	POA

Double End - Large Shank With Flat - Ball End

				UNCOATED		
DIA.	SHANK DIA.	FLUTE LENGTH	OAL	2 FLT. ORDER NO.	4 FLT. ORDER NO.	PRICE EACH
1/8	3/8	3/8	3	2973-508	2973-708	POA
5/32	3/8	7/16	3	2973-510	2973-710	$39.60
3/16	3/8	1/2	3	2973-512	2973-712	POA
7/32	3/8	9/16	3-1/2	2973-514	2973-714	39.60
1/4	3/8	5/8	3-1/2	2973-516	2973-716	39.60
9/32	3/8	11/16	3-1/2	2973-518	2973-718	56.40
5/16	3/8	3/4	3-1/2	2973-520	2973-720	POA
11/32	3/8	3/4	3-1/2	2973-522	2973-722	56.40
3/8	3/8	3/4	3-1/2	2973-524	2973-724	43.65
7/16	1/2	7/8	4	2973-528	2973-728	64.00
1/2	1/2	1	4	2973-532	2973-732	64.00

Burrs- High Speed Steel & Carbide

Look for ALLEGIANCE® AMERICANMADE

WARNING: This product contains Cobalt and/or Nickel and/or Lead a chemical known to the state of California to cause cancer or birth defects or other reproductive harm. For more information: www.prop65.ca.gov. **WARNING:** Cutting tools may shatter. Always wear approved safety glasses and mask when regrinding.

Cylindrical

		HIGH SPEED [1]		CARBIDE [2]					
		SINGLE CUT		DOUBLE CUT			ALUMA CUT		
DIAM.	LENGTH	ORDER NO.	PRICE EACH	CARBIDE	ORDER NO.	PRICE EACH	CARBIDE	ORDER NO.	PRICE EACH
1/8”	1/2”	2976-010	$ 5.25	SA-11	2978-063	$ 12.26	–	–	–
1/8”	5/8”	–	–	SA-12	2978-065	10.70	–	–	–
3/16”	3/4”	2976-035	6.95	–	–	–	–	–	–
3/16”	5/8”	–	–	SA-14	2978-075	11.15	–	–	–
1/4”	5/8”	–	–	SA-1	2978-005	10.91	SA-1NF	2979-055	$ 14.06
1/4”	1”	2976-090	6.95	SA-1A	2978-010	22.73	–	–	–
5/16”	3/4”	–	–	SA-2	2978-015	13.73	–	–	–
5/16”	1”	2976-140	8.90	SA-2A	2978-020	27.30	–	–	–
3/8”	3/4”	–	–	SA-3	2978-025	14.85	SA-3NF	2979-075	19.13
3/8”	1”	2976-190	8.95	SA-3A	2978-030	29.03	–	–	–
3/8”	1-1/2”	2976-215	10.65	SA-3B	2978-035	29.03	–	–	–
7/16”	1”	–	–	SA-4	2978-040	22.28	–	–	–
1/2”	1”	2976-290	11.10	SA-5	2978-045	23.40	SA-5NF	2979-095	30.04
5/8”	1”	2976-340	13.10	SA-6	2978-050	29.59	SA-6NF	2979-100	37.69
3/4”	3/4”	2976-395	13.25	SA-16	2978-085	35.23	–	–	–
3/4”	1”	2976-410	13.65	SA-7	2978-055	44.21	SA-7NF	2979-105	56.81
1”	1”	2976-465	23.75	SA-9	2978-060	63.79	–	–	–
6” EXTENDED SHANK SIZES									
1/4”	5/8”	–	–	SA-1L6	2979-905	22.73	–	–	–
3/8”	1”	–	–	SA-3L6	2979-910	29.03	–	–	–
1/2”	1”	–	–	SA-5L6	2979-915	37.58	–	–	–

High Speed - Single Cut

Carbide - Double Cut

Carbide - Aluma Cut

Extended Shank

Cylindrical End Cut

		HIGH SPEED [1]		CARBIDE - DOUBLE CUT [2]		
DIAM.	LENGTH	ORDER NO.	PRICE EACH	CARBIDE	ORDER NO.	PRICE EACH
1/8”	1/2”	2976-015	$ 6.05	SB-11	2978-193	$ 12.28
1/8”	5/8”	–	–	SB-12	2978-195	14.68
3/16”	3/4”	2976-040	8.00	–	–	–
3/16”	5/8”	–	–	SB-14	2978-205	12.73
1/4”	5/8”	–	–	SB-1	2978-135	11.83
1/4”	1”	2976-095	8.00	SB-1A	2978-140	26.00
5/16”	3/4”	–	–	SB-2	2978-145	15.20
5/16”	1”	2976-145	10.25	SB-2A	2978-150	32.31
3/8”	3/4”	–	–	SB-3	2978-155	16.31
3/8”	1”	2976-195	10.30	SB-3A	2978-160	30.73
3/8”	1-1/2”	2976-220	12.25	SB-3B	2978-165	38.33
7/16”	1”	–	–	SB-4	2978-170	24.08
1/2”	1”	2976-295	12.80	SB-5	2978-175	25.99
5/8”	1”	2976-345	15.10	SB-6	2978-180	32.40
3/4”	3/4”	2976-400	15.25	SB-16	2978-215	38.83
3/4”	1”	2976-415	15.70	SB-7	2978-185	47.25
1”	1”	2976-470	27.35	SB-9	2978-190	70.88

High Speed - Single Cut

Carbide - Double Cut

Cylindrical Ball Nose

		HIGH SPEED [1]		CARBIDE [2]					
		SINGLE CUT		DOUBLE CUT			ALUMA CUT		
DIAM.	LENGTH	ORDER NO.	PRICE EACH	CARBIDE	ORDER NO.	PRICE EACH	CARBIDE	ORDER NO.	PRICE EACH
1/8”	1/2”	2976-020	$5.45	–	–	–	–	–	–
1/8”	5/8”	–	–	SC-12	2978-285	$12.73	–	–	–
3/16”	1/2”	2976-045	5.95	–	–	–	–	–	–
3/16”	5/8”	–	–	SC-14	2978-290	12.73	–	–	–
1/4”	5/8”	–	–	SC-1	2978-230	12.49	SC-1NF	2979-230	$16.31
1/4”	1”	2976-100	6.55	SC-1A	2978-235	24.03	–	–	–
5/16”	3/4”	–	–	SC-2	2978-240	16.33	–	–	–
5/16”	1”	2976-150	7.90	SC-2A	2978-245	21.63	–	–	–
3/8”	3/4”	–	–	SC-3	2978-250	16.54	SC-3NF	2979-250	21.26
3/8”	1”	2976-200	8.90	SC-3A	2978-255	30.73	–	–	–
3/8”	1-1/2”	2976-225	9.65	SC-3B	2978-260	38.33	–	–	–
7/16”	1”	–	–	SC-4	2978-265	24.08	–	–	–
1/2”	1”	2976-300	9.90	SC-5	2978-270	25.99	SC-5NF	2979-270	33.43
5/8”	1”	2976-350	13.20	SC-6	2978-275	33.30	SC-6NF	2979-275	42.55
3/4”	1”	–	–	SC-7	2978-280	47.25	SC-7NF	2979-280	60.75
3/4”	1-1/4”	2976-430	14.30	–	–	–	–	–	–
1”	1”	–	–	SC-9	2978-282	82.70	–	–	–
6” EXTENDED SHANK SIZES									
1/4”	5/8”	–	–	SC-1L6	2979-920	27.11	–	–	–
3/8”	3/4”	–	–	SC-3L6	2979-925	30.71	–	–	–
1/2”	1”	–	–	SC-5L6	2979-930	40.16	–	–	–

High Speed - Single Cut

Carbide - Double Cut

Carbide - Aluma Cut

Burrs- High Speed Steel & Carbide

Look for ALLEGIANCE® AMERICANMADE

WARNING: This product contains Cobalt and/or Nickel and/or Lead a chemical known to the state of California to cause cancer or birth defects or other reproductive harm. For more information: www.prop65.ca.gov. **WARNING:** Cutting tools may shatter. Always wear approved safety glasses and mask when regrinding.

Ball Shape

		1		2				
		HIGH SPEED		CARBIDE				
		SINGLE CUT		DOUBLE CUT			ALUMA CUT	
DIAM.	LENGTH	ORDER NO.	PRICE EACH	CARBIDE	ORDER NO.	PRICE EACH	CARBIDE	ORDER NO.	PRICE EACH
1/8"	1/8"	2976-005	$5.25	SD-12	2978-380	$12.50	–	–	–
3/16"	3/16"	2976-025	5.50	SD-14	2978-385	12.50	–	–	–
1/4"	1/4"	2976-060	6.25	SD-1	2978-335	12.04	SD1-NF	2979-335	$15.98
5/16"	5/16"	2976-125	6.75	SD-2	2978-340	13.05	–	–	–
3/8"	3/8"	2976-165	7.80	SD-3	2978-345	14.74	SD3-NF	2979-345	18.56
7/16"	7/16"	–	–	SD-4	2978-350	18.35	–	–	–
1/2"	1/2"	2976-265	10.50	SD-5	2978-355	18.90	SD5-NF	2979-355	24.30
5/8"	5/8"	2976-335	11.20	SD-6	2978-360	23.63	SD6-NF	2979-360	30.38
3/4"	3/4"	2976-405	14.25	SD-7	2978-365	32.18	SD7-NF	2979-365	41.29
1"	1"	2976-475	22.90	SD-9	2978-370	52.88	–	–	–
6" EXTENDED SHANK SIZES									
1/4"	1/4"	–	–	SD1-L6	2979-935	$26.21	–	–	–
3/8"	3/8"	–	–	SD3-L6	2979-940	28.58	–	–	–
1/2"	1/2"	–	–	SD5-L6	2979-945	33.08	–	–	–



High Speed - Single Cut

Carbide - Double Cut

Carbide -Aluma Cut

Extended Shank

Egg Shape

		1		2				
		HIGH SPEED		CARBIDE				
		SINGLE CUT		DOUBLE CUT			ALUMA CUT	
DIAM.	LENGTH	ORDER NO.	PRICE EACH	CARBIDE	ORDER NO.	PRICE EACH	CARBIDE	ORDER NO.	PRICE EACH
3/16"	5/16"	2976-030	$ 5.85	SE-11	2978-445	$ 14.85	–	–	–
1/4"	1/2"	2976-070	6.25	–	–	–	–	–	–
1/4"	3/8"	–	–	SE-1	2978-420	14.85	–	–	–
3/8"	5/8"	2976-175	8.05	SE-3	2978-425	18.34	SE-3NF	2979-425	$22.73
1/2"	7/8"	2976-285	10.90	SE-5	2978-430	25.99	SE-5NF	2979-430	33.41
5/8"	1"	2976-360	12.35	SE-6	2978-435	36.79	SE-6NF	2979-435	47.38
3/4"	1"	2976-425	16.80	SE-7	2978-440	47.25	SE-7NF	2979-440	60.75
1"	1-3/8"	2976-480	26.95	–	–	–	–	–	–
6" EXTENDED SHANK SIZES									
1/4"	3/8"	–	–	SE-1L6	2979-950	28.91	–	–	–
3/8"	5/8"	–	–	SE-3L6	2979-955	32.51	–	–	–
1/2"	7/8"	–	–	SE-5L6	2979-960	40.16	–	–	–



High Speed - Single Cut



Carbide - Double Cut



Carbide -Aluma Cut

Extended Shank

Round Tree Shape

		1		2				
		HIGH SPEED		CARBIDE				
		SINGLE CUT		DOUBLE CUT			ALUMA CUT	
DIAM.	LENGTH	ORDER NO.	PRICE EACH	CARBIDE	ORDER NO.	PRICE EACH	CARBIDE	ORDER NO.	PRICE EACH
1/4"	3/4"	2976-080	$6.90	–	–	–	–	–	–
1/4"	5/8"	–	–	SF-1	2978-480	$13.50	SF-1NF	2979-480	$17.33
3/8"	3/4"	2976-180	8.60	SF-3	2978-485	16.99	SF-3NF	2979-485	21.94
7/16	1"	–	–	SF-4	2978-487	22.18	–	–	–
1/2"	3/4"	–	–	SF-13	2978-505	23.85	–	–	–
1/2"	1"	–	–	SF-5	2978-490	21.68	SF-5NF	2979-490	31.05
1/2"	1-1/8"	2976-315	11.95	–	–	–	–	–	–
5/8"	1"	–	–	SF-6	2978-495	34.54	SF-6NF	2979-495	44.33
5/8"	1-1/8"	2976-370	13.30	–	–	–	–	–	–
3/4"	1"	–	–	SF-7	2978-500	45.56	SF-7NF	2979-500	43.20
3/4"	1-1/4"	2976-435	16.20	SF-14	2978-510	47.48	–	–	–
3/4"	1-1/2"	–	–	SF-15	2978-515	66.15	–	–	–
1-1/8"	2"	2976-485	38.80	–	–	–	–	–	–
6" EXTENDED SHANK SIZES									
1/4"	5/8"	–	–	SF-1L6	2979-965	27.68	–	–	–
3/8"	3/4"	–	–	SF-3L6	2979-970	31.16	–	–	–
1/2"	1"	–	–	SF-5L6	2979-975	38.25	–	–	–



High Speed - Single Cut

Carbide - Double Cut

Carbide - Aluma Cut

Burrs- High Speed Steel & Carbide

Look for ALLEGIANCE® AMERICANMADE

WARNING: This product contains Cobalt and/or Nickel and/or Lead a chemical known to the state of California to cause cancer or birth defects or other reproductive harm. For more information: www.prop65.ca.gov. **WARNING:** Cutting tools may shatter. Always wear approved safety glasses and mask when regrinding.

Pointed Tree Shape

		HIGH SPEED [1]		CARBIDE - DOUBLE CUT [2]		
DIAM.	LENGTH	ORDER NO.	PRICE EACH	CARBIDE	ORDER NO.	PRICE EACH
1/4"	3/4"	2976-085	$6.90	–	–	–
1/4"	5/8"	–	–	SG-1	2978-550	$27.90
3/8"	3/4"	2976-185	8.60	SG-3	2978-555	16.99
1/2"	3/4"	2976-280	9.30	SG-13	2978-575	23.85
1/2"	1"	–	–	SG-5	2978-560	21.68
1/2"	1-1/8"	2976-320	12.45	–	–	–
5/8"	1"	2976-365	12.10	SG-6	2978-565	31.10
3/4"	1"	–	–	SG-7	2978-570	41.03
3/4"	1-1/2"	–	–	SG-15	2978-580	70.18
6" EXTENDED SHANK SIZES						
1/4"	5/8"	–	–	SG-1L6	2979-980	$27.68
3/8"	3/4"	–	–	SG-3L6	2979-985	31.16
3/8"	3/4"	–	–	SG-5L6	2979-990	38.25

High Speed - Single Cut

Carbide - Double Cut



Extended Shank

Flame

		HIGH SPEED [1]		CARBIDE - DOUBLE CUT [2]		
DIAM.	LENGTH	ORDER NO.	PRICE EACH	CARBIDE	ORDER NO.	PRICE EACH
1/4"	5/8"	–	–	SH-1	2978-618	$14.85
5/16"	3/4"	–	–	SH-2	2978-620	16.55
1/2"	1-1/4"	–	–	SH-5	2978-625	33.98
5/8"	1-7/16"	2976-500	$19.90	SH-6	2978-630	48.95
3/4"	1-5/8"	2976-440	26.95	SH-7	2978-635	70.88
6" EXTENDED SHANK SIZES						
5/16"	3/4"	–	–	SH-2L6	2980-000	$30.71
1/2"	1-1/4"	–	–	SH-5L6	2980-005	48.60

High Speed - Single Cut

Carbide - Double Cut

Extended Shank

60° Included

		HIGH SPEED [1]		CARBIDE - DOUBLE CUT [2]		
DIAM.	LENGTH	ORDER NO.	PRICE EACH	CARBIDE	ORDER NO.	PRICE EACH
1/4"	3/16"	2976-055	$6.30	SJ-1	2978-650	$12.38
5/16"	1/4"	–	–	SJ-2	2978-655	13.50
3/8"	5/16"	2976-160	7.45	SJ-3	2978-660	15.08
1/2"	7/16"	2976-260	10.70	SJ-5	2978-665	18.68
5/8"	1/2"	2976-330	12.50	SJ-6	2978-670	24.53
3/4"	5/8"	2976-380	14.95	SJ-7	2978-675	32.98
1"	7/8"	2976-460	23.00	SJ-9	2978-685	51.98

High Speed - Single Cut

Carbide - Double Cut

90° Included

		HIGH SPEED [1]		CARBIDE - DOUBLE CUT [2]		
DIAM.	LENGTH	ORDER NO.	PRICE EACH	CARBIDE	ORDER NO.	PRICE EACH
1/4"	1/8"	2976-050	$6.30	SK-1	2978-700	$12.38
5/16"	5/32"	–	–	SK-2	2978-705	13.50
3/8"	3/16"	2976-155	7.45	SK-3	2978-710	15.08
1/2"	1/4"	2976-250	10.70	SK-5	2978-715	16.86
5/8"	5/16"	2976-325	12.50	SK-6	2978-720	24.53
3/4"	3/8"	2976-375	14.95	SK-7	2978-725	32.98
1"	1/2"	2976-455	23.00	SK-9	2978-735	51.98



High Speed - Single Cut

Carbide - Double Cut

Burrs- High Speed Steel & Carbide

Look for ALLEGIANCE® AMERICANMADE

WARNING: This product contains Cobalt and/or Nickel and/or Lead a chemical known to the state of California to cause cancer or birth defects or other reproductive harm. For more information: www.prop65.ca.gov. **WARNING:** Cutting tools may shatter. Always wear approved safety glasses and mask when regrinding.

14° Included Angle

		CARBIDE					
		DOUBLE CUT [1]			ALUMA CUT [2]		
DIAM.	LENGTH	CARBIDE	ORDER NO.	PRICE EACH	CARBIDE	ORDER NO.	PRICE EACH
1/4”	5/8”	SL-1	2978-750	$ 13.61	–	–	–
5/16”	7/8”	SL-2	2978-755	17.23	–	–	–
3/8”	1-1/16”	SL-3	2978-760	20.59	SL-3NF	2979-760	$26.45
1/2”	1-1/8”	SL-4	2978-765	26.23	SL-4NF	2979-765	33.75
5/8”	1-3/16”	SL-5	2978-767	46.03	–	–	–
5/8”	1-5/16”	SL-6	2978-770	46.03	SL-6NF	2979-770	59.30
3/4”	1-1/2”	SL-7	2978-775	66.15	SL-7NF	2979-775	85.05
6” EXTENDED SHANK SIZES							
1/4”	5/8”	SL-1L6	2980-010	27.79	–	–	–
3/8”	1-1/16”	SL-3L6	2980-015	34.76	–	–	–
1/2”	1-1/8”	SL-4L6	2980-020	40.39	–	–	–

Carbide - Double Cut

Carbide - Aluma Cut

Extended Shank

Inverted Cone

			HIGH SPEED [1]		CARBIDE - DOUBLE CUT [2]		
DIA.	LG’TH.	INC. ANGLE	ORDER NO.	PRICE EACH	CARBIDE	ORDER NO.	PRICE EACH
1/4”	5/16”	10º	–	–	SN-1	2978-870	$12.15
1/2”	1/2”	14º	2976-270	$11.60	–	–	–
1/2”	1/2”	16º	–	–	SN-3	2978-880	19.50
1/2”	1/2”	28º	–	–	SN-4	2978-886	24.08
5/8”	3/4”	18º	–	–	SN-6	2978-888	34.53
3/4”	1/2”	30º	2976-385	12.90	–	–	–
3/4”	5/8”	30º	–	–	SN-7	2978-890	40.63

High Speed - Single Cut

Carbide - Double Cut

Cone Shape

			HIGH SPEED [1]		CARBIDE - DOUBLE CUT [2]		
DIA.	LG’TH.	INC. ANGLE	ORDER NO.	PRICE EACH	CARBIDE	ORDER NO.	PRICE EACH
1/4”	1/2”	22º	2976-065	$6.60	SM-1	2978-800	$13.16
1/4”	3/4”	14º	2976-075	7.60	SM-2	2978-805	14.18
1/4”	1”	10º	2976-105	8.60	SM-3	2978-810	15.08
1/4”	1-1/4”	8º	2976-110	9.90	SM-3A	2978-815	13.30
5/16”	1”	16º	2976-135	10.25	–	–	–
3/8”	5/8”	28º	2976-170	10.30	SM-4	2978-820	20.25
3/8”	1”	14º	2976-205*	12.75	–	–	–
1/2”	7/8”	28º	2976-305	11.45	SM-5	2978-825	25.99
5/8”	1”	31º	2976-355	13.50	SM-6	2978-830	40.40
3/4”	1”	34º	2976-420	16.00	SM-7	2978-835†	42.45

*Radius End † Limited Quantities



High Speed - Single Cut

Carbide - Double Cut

Aluma Burr Sets [2]

Set A-2
12 Pc. Set - 1/4” Shank - Dias. 1/4”, 3/8”, 1/2”

A-2 SET CONTAINS:	ORDER NO.	PRICE EACH
SA-1NF, SA-3NF, SA-5NF, SC-1NF, SC-3NF, SC-5NFSD-1NF, SD-3NF, SD-5NF, SF-1NF, SF-3NF, SF-5NF	2980-142	$199.55

Set A-2

Set A-6

Set A-4
12 Pc. Set - 1/4” Shank - Dias. 1/4”, 3/8”, 1/2”

A-4 SET CONTAINS:	ORDER NO.	PRICE EACH
SA-1NF, SA-3NF, SA-5NF, SC-1NF, SC-3NF, SC-5NF, SF-1NF, SF-3NF, SF-5NF, SL-3NF, SL-4NF	2980-144	$200.85

Set A-6
10 Pc. Set - 1/4” Shank - Dias. 3/8”, 1/2”

A-6 SET CONTAINS:	ORDER NO.	PRICE EACH
SA-3NF, SA-5NF, SD-3NF, SD-5NF, SE-3NF, SE-5NF, SF-3NF, SF-5NF, SL-3NF, SL-5NF	2980-146	$182.95

Carbide Burr Sets

Look for ALLEGIANCE® AMERICANMADE

WARNING: This product contains Cobalt and/or Nickel and/or Lead a chemical known to the state of California to cause cancer or birth defects or other reproductive harm. For more information: www.prop65.ca.gov. **WARNING:** Cutting tools may shattor. Always wear approved safety glasses and mask when regrinding.

12 Pc. Set - 1/4" Shank - Head Diam.: 1/4"

S-9 SET CONTAINS:	ORDER NO.	PRICE EACH
SA-1, SB-1, SC-1, SD-1, SE-1, SF-1, SG-1, SH-1, SJ-1, SK-1, SM-1, SN-1	2980-119	$156.40

12 Pc. Set - 1/4" Shank - Head Diam.: 1/4"

S-10 SET CONTAINS:	ORDER NO.	PRICE EACH
SB-1, SC-1, SD-1, SE-1, SF-1, SG-1, SH-1, SJ-1, SK-1, SL-1, SM-1, SN-1	2980-120	$156.80

12 Pc. Set - 1/4" Shank - Head Diam.: 3/16", 1/4"

S-12 SET CONTAINS:	ORDER NO.	PRICE EACH
SA-1, SA-14, SC-1, SC-14, SD-1, SE-1, SF-1, SG-1, SJ-1, SL-1, SH-1, SN-1	2980-122	$156.50

9 Pc. Set - 1/4" Shank - Head Diam.: 1/4", 3/8", 1/2"

S-16 SET CONTAINS:	ORDER NO.	PRICE EACH
SA-1, SA-3, SA-5, SC-1, SC-3, SC-5, SF-1, SF-3, SF-5	2980-126	$155.55

8 Pc. Set - 1/4" Shank - Head Diam.: 1/2"

S-20 SET CONTAINS:	ORDER NO.	PRICE EACH
SA-5, SC-5, SD-5, SE-5, SG-5, SH-5, SK-5, SM-5	2980-130	$168.70

8 Pc. Set - 1/4" Shank - Head Diam.: 1/2"

S-21 SET CONTAINS:	ORDER NO.	PRICE EACH
SB-5, SC-5, SD-5, SF-5, SG-5, SH-5, SJ-5, SK-5	2980-131	$168.85

Miniature Carbide Burrs

2

Look for ALLEGIANCE® AMERICANMADE

WARNING: This product contains Cobalt and/or Nickel and/or Lead a chemical known to the state of California to cause cancer or birth defects or other reproductive harm. For more information: www.prop65.ca.gov. **WARNING:** Cutting tools may shatter. Always wear approved safety glasses and mask when regrinding.

1/16” - 1/8” Head Diameter - 1/8” Shank Diameter

CUTTING HEAD	1/8”x9/16”	3/32”x7/16”	1/16”x7/16”	1/16”x1/4”	3/32”x7/16”	1/8”x9/16”	1/8”x9/16”	3/32”x7/16”	1/8”	3/32”	1/8”x1/4”	1/8”x1/4”	1/8”x1/2”	1/8”x3/8”
SYLE	SA-43	SA-42	SA-41	SB-41	SB-42	SB-43	SC-42	SC-41	SD-42	SD-41	SE-41	SH-41	SG-44	SG-43
														
1-1/2” OVERALL LENGTH														
ORDER NO.	2978-100	2978-095	2978-090	2978-220	2978-221	2978-222	2978-305	2978-300	2978-395	2978-390	2978-450	2978-640	2978-595	2978-590
PRICE EACH	$5.85	$5.85	$5.85	$4.40	$4.40	$7.39	$6.19	$6.19	$6.19	$6.19	$6.19	$6.19	$8.74	$6.19
2” OVERALL LENGTH														
ORDER NO.	2978-101	2978-096	2978-091	-	-	2978-223	2978-306	-	2978-396	-	2978-451	2978-641	2978-596	-
PRICE EACH	$5.95	$5.95	$5.95	-	-	$5.95	$5.95	-	$5.95	-	$5.95	$5.95	$5.95	-
3” OVERALL LENGTH														
ORDER NO.	2978-102	2978-097	2978-092	-	-	2978-224	2978-307	-	2978-397	-	2978-452	2978-642	2978-597	-
PRICE EACH	$6.55	$6.55	$6.55	-	-	$6.55	$6.55	-	$6.55	-	$6.55	$6.55	$6.55	-

CUTTING HEAD	1/8”x1/4”	1/8”x1/2”	1/8”x1/4”	1/8”x5/8”	1/8”x7/16”	1/8”x11/32”	1/8”x1/2”	1/8”x3/8”	1/8”	1/8”	1/8”x3/16”	3/32”x1/8”
STYLE	SG-41	SF-42	SF-41	SM-43	SM-42	SM-41	SL-42	SL-41	SJ-42	SK-42	SN-42	SN-41
	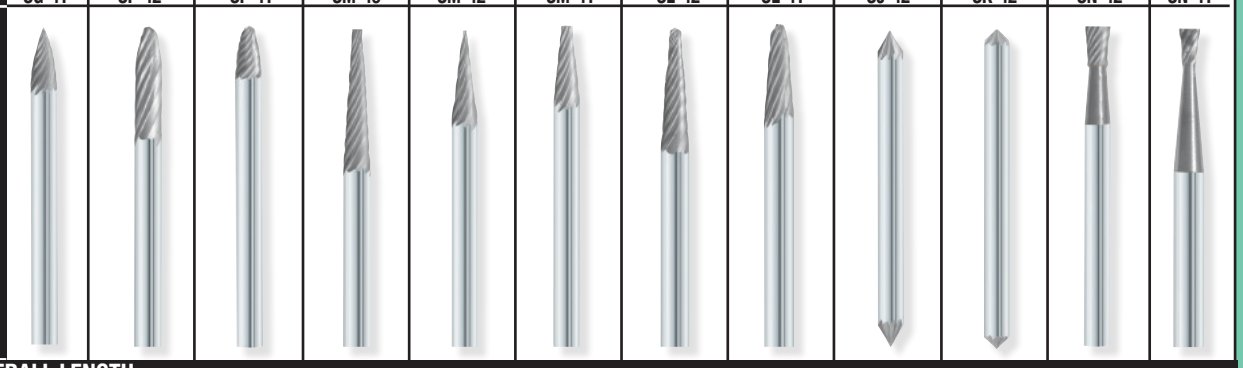											
1-1/2” OVERALL LENGTH												
ORDER NO.	2978-585	2978-525	2978-520	2978-850	2978-845	2978-840	2978-785	2978-780	2978-690	2978-740	2978-905	2978-900
PRICE EACH	$6.19	$6.19	$6.19	$6.19	$6.19	$6.19	$6.19	$6.19	$6.19	$6.19	$6.19	$7.39
2” OVERALL LENGTH												
ORDER NO.	-	2978-526	-	-	2978-846	-	2978-786	-	-	-	-	-
PRICE EACH	-	$5.95	-	-	$5.95	-	$5.95	-	-	-	-	-
3” OVERALL LENGTH												
ORDER NO.	-	2978-527	-	-	2978-847	-	2978-787	-	-	-	-	-
PRICE EACH	-	$6.55	-	-	$6.55	-	$6.55	-	-	-	-	-

Miniature Carbide Burrs

Look for ALLEGIANCE® AMERICANMADE

WARNING: This product contains Cobalt and/or Nickel and/or Lead a chemical known to the state of California to cause cancer or birth defects or other reproductive harm. For more information: www.prop65.ca.gov. **WARNING:** Cutting tools may shatter. Always wear approved safety glasses and mask when regrinding.

5/32”- 3/16” Head Diameter - 1/8” Steel Shank Diameter - 1-1/2” OAL

CUTTING HEAD	3/16”x1/2”	5/32”x1/2”	3/16”x1/2”	5/32”x1/2”	5/32” Ball	3/16” Ball	3/16”x1/2”	3/16”x1/2”	3/16”x3/8”	3/16”x9/32”	3/16”x1/4”	3/16”x1/2”	3/16”x1/2”
STYLE	SA-53	SA-52	SC-53	SC-52	SD-52	SD-53	SG -53	SF-53	SH-53	SE-53	SN-53	SM-53	SL-53
ORDER NO. PRICE EACH	2978-115 $12.21	2978-110 $12.21	2978-320 $8.30	2978-315 $8.30	2978-403 $8.30	2978-405 $8.30	2978-605 $12.21	2978-535 $12.21	2978-645 $12.21	2978-460 $12.21	2978-915 $12.21	2978-860 $12.21	2978-790 $12.21

1/4” Head Diameter - 1/8” Steel Shank Diameter - 2” OAL

CUTTING HEAD	1/2”	3/16”	1/4”	1/2”	1/2”	1/2”	1/2”- 22º	3/8”	1/2”- 10º
STYLE	SA-51	SB-51	SD-51	SC-51	SF-51	SG-51	SM-51	SE-51	SN-51
ORDER NO. PRICE EACH	2978-105 $11.89	2978-225 $10.01	2978-400 $10.01	2978-310 $10.01	2978-530 $10.01	2978-600 $10.01	2978-855 $10.01	2978-455 $10.01	2978-910 $10.01

3/16” Head Diameter - 3/16” Shank Diameter - 2” OAL

CUTTING HEAD	5/8”	5/8”	3/16”	1/2”	1/2”	7/16”- 14º	9/32”	1/4”- 10º	90º	60º
STYLE	SA-81	SC-81	SD-81	SF-81	SG-81	SL-81	SE-81	SN-81	SK-81	SJ-81
ORDER NO. PRICE EACH	2978-130 $8.55	2978-330 $8.55	2978-415 $8.55	2978-545 $8.55	2978-615 $8.55	2978-795 $8.55	2978-470 $8.55	2978-925 $8.55	2978-745 $8.55	2978-695 $8.55

Miniature Burr Sets

2

Look for ALLEGIANCE® AMERICANMADE

WARNING: This product contains Cobalt and/or Nickel and/or Lead a chemical known to the state of California to cause cancer or birth defects or other reproductive harm. For more information: www.prop65.ca.gov. **WARNING:** Cutting tools may shatter. Always wear approved safety glasses and mask when regrinding.

12 Pc. Set - 1/8” Shank - Head Diam.: 1/8”, 3/32”

M-1 SET CONTAINS:	ORDER NO.	PRICE EACH
SA-42, SA-43, SC-42, SD-42, SE-41, SF-41, SF-42, SG-41, SM-43, SN-41, SN-42, SL-41	2980-101	$74.15

9 Pc. Set - 1/8” Shank - Head Diam.: 1/4”

M-7 SET CONTAINS:	ORDER NO.	PRICE EACH
SA-51, SB-51, SC-51, SD-51, SE-51, SF-51, SG-51, SM-51, SN-51	2980-107	$130.16

12 Pc. Set - 1/8” Shank - Head Diam.: 1/8”, 3/32”, 1/16”

M-2 SET CONTAINS:	ORDER NO.	PRICE EACH
SA-41, SA-42, SC-41, SC-42, SD-42, SE-41, SF-41, SF-42, SH-41, SL-41, SL-42, SN-42	2980-102	$74.30

12 Pc. Set - 1/8” Shank - Head Diam.: 5/32”, 1/4”

M-8 SET CONTAINS:	ORDER NO.	PRICE EACH
SA-51, SA-52, SB-51, SC-51, SC-52, SD-51, SD-52, SE-51, SF-51, SG-51, SM-51, SN-51	2980-108	$111.05

11 Pc. Set - 1/8” Shank -Head Diam.: 1/8”, 3/32”, 1/16”

M-3 SET CONTAINS:	ORDER NO.	PRICE EACH
SA-41, SB-41, SC-41, SD-41, SE-41, SF-41, SG-41, SH-41, SL-41, SM-41, SN-41	2980-103	$71.60

Threading Toolholders & Bars

WARNING: This product contains Cobalt and/or Nickel and/or Lead a chemical known to the state of California to cause cancer or birth defects or other reproductive harm. For more information: www.prop65.ca.gov. WARNING: Cutting tools may shatter. Always wear approved safety glasses and mask when regrinding.

On Edge Threading

MTVO-A - On Edge Threading Toolholder

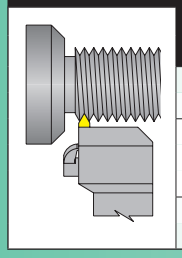

Inch Description	Order No. R.H.	Order No. L.H.	Shank Size	TNMA Gage Insert	Price Each
MTVOR/L08-3B-A	8058-126	-	0.500	322	$103.75
MTVOR/L16-3D-A	8058-138	-	1.000		119.13
MTVOR/L12-4B-A	8058-142	-	0.750	432	114.50
MTVOR/L16-4D-A	8058-146	8058-147	1.000		124.54
MTVOR/L20-4D-A	8058-150	8058-151	1.250		139.75
MTVOR/L16-5D-A	8058-158	8058-159	1.000	543	129.96
MTVOR/L20-5D-A	8058-162	8058-163	1.250		139.75

MTHO-A - On Edge Threading Bar

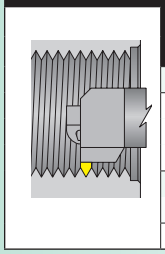

Inch Description	Order No. R.H.	Order No. L.H.	Bar Size	Min. Bore	TNMA Gage Insert	Price Each
S16T-MTHOR/L-3-A	8058-346	-	1.000	1.388	322	$339.46
S20U-MTHOR/L-4-A	8058-354	8058-355	1.250	1.812	432	415.15
S24U-MTHOR/L-4-A	8058-358	8058-359	1.500	2.250		422.14
S32V-MTHOR/L-4-A	8058-362	8058-363	2.000	3.000		505.59
S32V-MTHOR/L-5-A	8058-366	8058-367	2.000	3.500	543	505.59
S40V-MTHOR/L-5-A	8058-370	8058-371	2.500	3.750		624.38
S40V-MTHOR/L-66-A	8058-378	-	2.500	4.000	663	624.38

STVO - On Edge Threading Toolholder

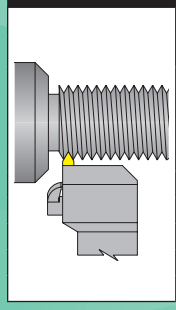

Inch Description	Order No. R.H.	Order No. L.H.	Shank Size	TNMC Gage Insert	Price Each
STVOR/L08-3A	8058-070	-	0.500	322	$ 92.04
STVOR/L10-3B	8058-074	8058-075	0.625		96.61
STVOR/L12-3B	8058-078	8058-079	0.750		101.82
STVOR/L16-3D	8058-082	8058-083	1.000		113.32
STVOR/L12-4B	8058-086	8058-087	0.750	432	106.43
STVOR/L16-4D	8058-090	8058-091	1.000		113.32
STVOR/L20-4D	8058-094	8058-095	1.250		130.57
STVOR/L16-5D	8058-102	8058-103	1.000	543	123.63
STVOR/L20-5D	8058-106	-	1.250		130.57

MTHO-C - On Edge Threading Bar

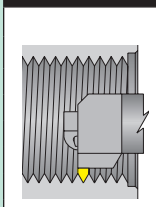

Inch Description	Order No. R.H.	Order No. L.H.	Bar Size	Min. Bore	TNMC Gage Insert	Price Each
S16T-MTHOR/L-3-C	8058-300	-	1.000	1.388	322	$ 339.46
S20U-MTHOR/L-3-C	8058-304	-	1.250	1.656		415.15
S20U-MTHOR/L-4-C	8058-308	8058-309	1.250	1.812	432	415.15
S24U-MTHOR/L-4-C	8058-312	8058-313	1.500	2.250		422.14
S32V-MTHOR/L-4-C	8058-316	8058-317	2.000	3.000		505.59
S32V-MTHOR/L-5-C	8058-320	8058-321	2.000	3.500	543	505.59
S40V-MTHOR/L-5-C	8058-324	-	2.500	3.750		624.38

Laydown Threading

SN - Small Shank Laydown Threading Bar

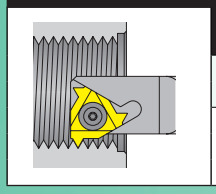

Inch Description	Order No. R.H.	Bar Size	Min. Bore	Gage Insert	Price Each
SNR037-40-11	8058-600	0.375	0.500	11-A60	$130.04
SNR050-55-11	8058-604	0.500	0.600		130.04
SNR062-60-16	8058-608	0.625	0.750	16-G60	131.98
SNR075-70-16	8058-612	0.750	0.950		143.63
SNR100-80-16	8058-616	1.000	1.150		186.33

SE- Laydown Qualified Threading Toolholder

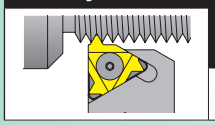

Inch Description	Order No. R.H.	Shank Size	Gage Insert	Price Each
SER075-5-16Q	8058-492	0.750	16-G60	$114.69
SER100-6-16Q	8058-496	1.000		123.51

SN - Laydown Threading Bar

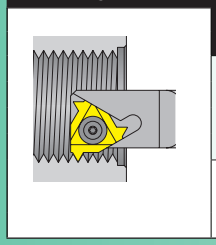

Inch Description	Order No. R.H.	Bar Size	Min. Bore	Gage Insert	Price Each
SNR/L075-07-16	8058-636	0.750	0.950	16-G60	$151.39
SNR/L100-08-16	8058-640	1.000	1.150		190.21
SNR/L150-12-16	8058-648	1.500	1.700		279.48
SNR/L200-14-16	8058-656	2.200	2.000		395.93
SNR/L125-10-22	8058-664	1.250	1.500	22-N60	232.90
SNR/L150-12-22	8058-668	1.500	1.800		279.48
SNR/L200-14-22	8058-676	2.000	2.300		395.93

DorNotch Threading

NS- DorNotch Threading Toolholder

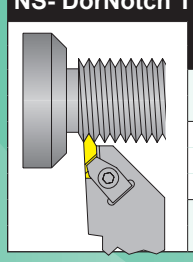

Inch Description	Order No. R.H.	Order No. L.H.	Shank Size	Gage Insert	Price Each
NSR/L12-2B	8058-782	8058-783	0.750	NG-2R* NG-2L**	$113.53
NSR/L16-2C	8058-786	-	1.000		115.21
NSR/L12-3B	8058-794	8058-795	0.750	NG-3R* NG-3L**	113.53
NSR/L16-3D	8058-802	8058-803	1.000		120.45
NSR/L20-3D	8058-806	8058-807	1.250		137.61
NSR/L16-4D	8058-814	8058-815	1.000	NG-4R* NG-4L**	120.45
NSR/L20-4D	8058-822	8058-823	1.250		137.61

**For Left Hand Tool,
*For Right Hand Tool

S-NE- DorNotch Threading Bar

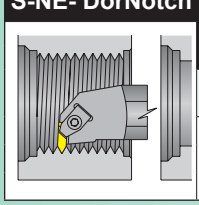

Inch Description	Order No. R.H.	Order No. L.H.	Bar Size	Min. Bore	Gage Insert	Price Each
S10S-NER/L-2	8058-970	8058-971	0.625	1.000	NG-2R*, NG-2L**	$208.84
S16T-NER/L-3	8058-978	8058-979	1.000	1.375	NG-3R*, NG-3L**	318.21
S20U-NER/L-3	8058-982	8058-983	1.250	1.750		337.42
S24U-NER/L-3	8058-986	8058-987	1.500	2.000		405.63

**For Left Hand Tool,
*For Right Hand Tool

Threading Inserts

WARNING: This product contains Cobalt and/or Nickel and/or Lead a chemical known to the state of California to cause cancer or birth defects or other reproductive harm. For more information: www.prop65.ca.gov. WARNING: Cutting tools may shattor. Always wear approved safety glasses and mask when regrinding.

Choose From Three Threading Styles:

1. **OnEdge** Threading for Multi-Purpose Applications.
2. **Laydown** Threading for Small Diamater Holes, Clearance Restrictions and Precision Threading Applications.
3. **DorNotch** Threading when Maximum Rigidity and precision Threading is Required.

4

Non-Ferrous Material	Ferrous Material
Dorian Insert Grade	
DVK10	**DVP656**
For all Non-Ferrous Material; 300 series stainless steel, Ductile Cast Iron, Aluminum and High Temper Alloy.	For all Ferrous Material; Alloy Steels, Carbon Steels and 400 Series Stainless Steel

On Edge Style — Insert Identification

External



N - Negative

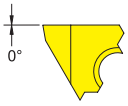

P - Positive

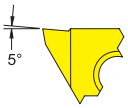

Internal

A - With hole

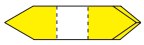

C - Countersink on both

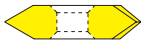

On Edge Threading Inserts

Insert Description	Dorian Insert Grade Non-Ferrous DVK10	Ferrous DVP656	Price Each
NV "V" Thread Negative Rake			
TNMA	Order No.		
TNMA-32NV	8072-529	8072-528	$ 17.74
TNMA-43NV	8072-536	8072-535	23.73
TNMA-54NV	8072-557	8072-556	37.30
TNMC	Order No.		
TNMC-32NV	8072-004	8072-003	17.74
TNMC-43NV	8072-008	8072-010	23.73
TNMC-54NV	8072-032	8072-031	37.30
NV "V" Thread Positive Rake			
TPMA	Order No.		
TPMA-32NV	8073-394	8073-393	20.01
TPMA-43NV	8073-401	8073-400	25.99
TPMC	Order No.		
TPMC-32NV	8073-056	8073-055	20.01
TPMC-43NV	8073-063	8073-062	25.99

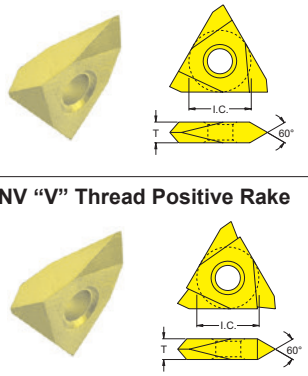

Laydown Style — Insert Identification

External



E - External

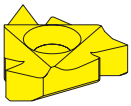

I - Internal

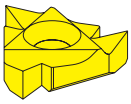

Internal



Partial Profile:
A = 16-48 N = 5-7
AG = 8-48 Q = 4.5-4
G = 8-14

Full Profile:
Metric: Pitch in mm
Inches: Thread per inch

Laydown Threading Insert

Insert Description	Dorian Insert Grade- Non-Ferrous DVK10	Ferrous DVP656	Price Each
Ext. 60º Partial Profile Thread			
External	Order No.		
11ER-A60	8074-001	8074-000	$ 28.04
11EL-A60	8074-005	8074-004	28.04
16ER-AG60	8074-025	8074-024	28.04
16EL-AG60	8074-029	8074-028	28.04
22ER-N60	8074-033	8074-032	33.29
22EL-N60	8074-037	8074-036	33.29
11IR-A60	8074-057	8074-056	28.04
11IL-A60	8074-061	8074-060	28.04
16IR-AG60	8074-081	8074-080	28.04
16IL-AG60	8074-085	8074-084	28.04
22IR-N60	8074-089	8074-088	33.29
22IL-N60	8074-093	8074-092	33.29

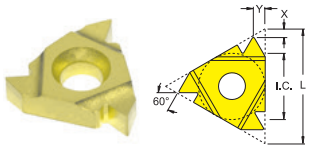

Internal Shown
External Opposite

DorNotch Style — Insert Identification

External

LH - Left Hand

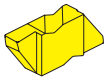

RH - Right Hand

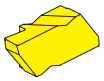

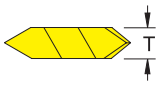

Internal

Insert No.	T
1	.100
2	.150
3	.195
4	.255
5	.380
6	.383
8	.438

DorNotch Threading Inserts

Insert Description	Dorian Insert Grade- Non-Ferrous DVK10	Price	Ferrous DVP656	Price Each
NT-60°-"V" Thread Neutral Rake Angle				
Neutral	Order No.			
NT-2R-	8082-901	$ 18.88	8082-900	$ 19.97
NT-2L-	8082-905	18.88	8082-904	19.97
NT-3R-	8082-909	24.41	8082-908	25.27
NT-3L-	8082-913	24.41	8082-912	25.27

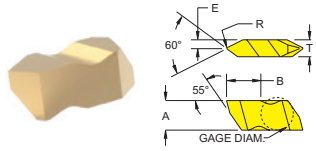

Inserts are sold in standard packs of 5. Pricing is each.

Cut-off Toolholder & Inserts

WARNING: This product contains Cobalt and/or Nickel and/or Lead a chemical known to the state of California to cause cancer or birth defects or other reproductive harm. For more information: www.prop65.ca.gov. WARNING: Cutting tools may shattor. Always wear approved safety glasses and mask when regrinding.

Slot Grip Positive Stop Blades -

Improved blade design featuring a "Positive Stop". Inserts are securely held in Slot Grip Blades by a tapered locking system featuring a "Positive Stop" that prevents insert drift and the blade pocket from spreading once the insert is firmly in place. The inserts' cutting edge location repeats accurately and, as a result, prevents insert splitting under heavy feed and shock loads. The blade and insert geometry permits free chip flow, minimizing insert breakage due to chip build-up. Clearance angle ranges from 4° to 7°.

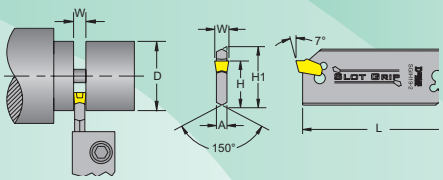

4

Description	Order No.	Insert Used	W in	W mm	D Max in	D Max mm	A in	A mm	L in	L mm	H in	H mm	H 1 in	H 1 mm	Price Each
SGIH19-2	**8062-950**	SGT(N/R/L)-2	.087	2	1.57	39,9	.063	1,57	3.38	85,9	.618	15,7	0.75	19,1	**$ 99.96**
SGIH26-2	**8062-951**	SGT(N/R/L)-2	.087	2	2.00	50,8	.063	1,57	4.33	110,0	.842	21,4	1.02	25,9	**119.06**
SGIH26-3	**8062-952**	SGT(N/R/L)-3	.122	3	3.00	76,2	.094	2,39							**119.06**
SGIH26-4	**8062-953**	SGT(N/R/L)-4	.161	4	3.15	80,0	.125	3,18							**119.06**
SGIH32-3	**8062-956**	SGT(N/R/L)-3	.122	3	3.94	100,0	.094	2.39	5.90	149.9	.984	25,0	1.25	31,8	**137.71**
SGIH32-4	**8062-957**	SGT(N/RL)-4	.161	4	3.94	100,0	.125	3.18							**137.71**
SGIH32-5	**8062-958**	SGT(N/R/L)-5	.201	5	4.71	119,6	.156	3,96							**137.71**
SGIH32-6	**8062-959**	SGT(N/R/L)-6	.252	6	4.72	119,9	.203	5,16							**137.71**

Cut-Off Toolholder -

The square shank design of the Cut-Off toolholder ensures a precise center line of the insert with respect to the center of the working part, when the toolholder is mounted directly on the CNC turret. Inserts are securely held in Slot Grip blades by a tapered locking system. No additional clamping devices are required. Slot Grip Cut-Off toolholders come in a broad selection of shank sizes.

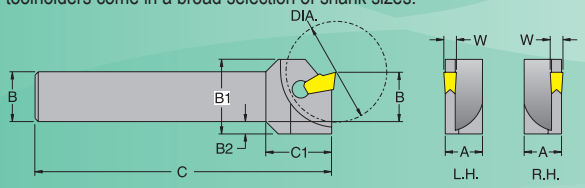

3

Description	Order No R.H.	B	Max Dia	W	Insert Used	Price Each
SGTHR/L-9,5-2	**8063-000**	0.375	1.109	.087 & 0.93	SGTN/R/L-2-2,4	**$ 100.68**
SGTHR/L-12,7-2	**8063-002**	0.500	1.172	.087 & 0.93		**108.99**
SGTHR/L-19-2	**8063-006**	0.750	1.266	.087 & 0.93		**140.92**
SGTHR/L-12,7-3	**8063-010**	0.500	1.266	.120	SGTN/R/L-3	**108.99**
SGTHR/L-16-3	**8063-012**	0.625	1.266	.120		**117.30**
SGTHR/L-19-3	**8063-014**	0.750	1.406	.120		**140.92**
SGTHR/L-25,4-3	**8063-016**	1.000	2.062	.120		**176.89**
SGTHR/L-25,4-5	**8063-026**	1.000	3.000	.187 & .200	SGTN/R/L-4,8-5	**176.89**

Neutral Cut-Off Toolholder -

The two piece clamp style of this tool provides a precise and rigid blade locking and easy mounting of the tool into CNC turrets. Simple block design accommodates Slot Grip and competitive blade systems. Slot Grip Cut-Off toolholders come in a broad selection of shank sizes.

4

Description	Order No. Neutral	Shank Size	Blade Used	Price Each
SGTBN12,7-2	**8062-970**	0.500	SGIH19-2	**$ 244.86**
SGTBN19-5	**8062-973**	0.750	SGIH26-2 THRU SGIH26-6	**258.01**
SGTBN19-6	**8062-974**	0.750	SGIH32-3 THRU SGIH32-9	**258.01**
SGTBN25,4-6	**8062-975**	1.000		**265.84**
SGTBN31,8-6	**8062-976**	1.250		**273.04**

Cut-Off & Grooving Inserts

Designed for use with standard cut-off inserts and standard cut-off blade holders. The insert's cutting edge location repeats accurately and as a result prevents insert splitting under heavy feed and shock loads. The blade and insert geometry permits free chip flow, minimizing insert breakage due to chip build-up.

Chipbreaker Geometry

- Reduced machining force
- Controlled, coiled chip flow
- Higher material removal rate

Application

- Quickly inserted into adjustable blades
- For cut-off and grooving
- Fair for interrupted cuts

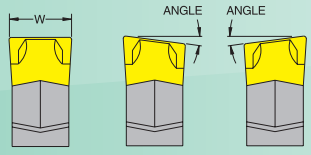



Cutting Data

Feed Per Revolution (in./rev.) .006-.031
Surface Feet/Minute (ft./min.) 375-730

11

Desc.	ANSI	Insert Size mm	Lead Angle	Width Inch	Width .05 mm	DC656 Order No.	Price Each	DK25 Order No.	Price Each	DASK25B Order No.	Price Each
SGTN Neutral	SGTN-2	2.0	0º	0.087	2.0	8082-222	$15.66	8082-220	$11.99	8082-223	$17.52
	SGTN-2.4	2.4	0º	0.094	2.4	8082-306	15.66	8082-304	11.99	8082-307	17.52
	SGTN-3	3.0	0º	0.122	3.0	8082-226	15.66	8082-224	11.99	8082-227	17.52
	SGTN-4	4.0	0º	0.161	4.0	8082-230	16.70	8082-228	13.58	8082-231	20.19
	SGTN-4.8	4.8	0º	0.189	4.8	8082-318	16.30	8082-316	14.19	8082-319	21.14
SGTR Right Hand	SGTR-2-8	2.0	8º	0.087	2.0	8082-250	15.85	8082-248	13.05	8082-251	18.60
	SGTR-2.4-8	2.4	8º	0.094	2.4	8082-310	15.85	8082-308	13.05	8082-311	18.60
	SGTR-3-8	3.0	8º	0.122	3.0	8082-254	15.85	8082-252	13.05	8082-255	19.98
	SGTR-4-8	4.0	8º	0.161	4.0	8082-258	17.50	8082-256	14.83	8082-259	21.80
	SGTR-4.8-8	4.8	8º	0.189	4.8	8082-322	17.75	8082-320	15.48	8082-323	24.12

Inserts are sold in standard packs of 5. Pricing is each.

Insert Grade	Coating	ISO	Material to Machine
DC656	CVD	P15-P35	Free Cutting Steel
	COATED	M20-M35	Low Carbon Steel
	CVD TiN/		Alloy Carbon Steel
	TiC-TiN		Alloy Steel under 48 HRC
			400 Series Stainless Steel
DK25	Uncoated	K25	Aluminum
DASK25B	PVD	P10-P25	Free Cutting Steel
	COATED	M15-35	High Temper Alloys
	PVD	K05-K20	Stainless Steel Austentic
	TiN+TiAlN +TiN	S10-S25	Cast Iron Copper/Brass

Carbide Inserts

MADE IN USA

Sold In Standard Pack Quantity Only 3

WARNING: This product contains Cobalt and/or Nickel and/or Lead a chemical known to the state of California to cause cancer or birth defects or other reproductive harm. For more information: www.prop65.ca.gov. **WARNING:** Cutting tools may shatter. Always wear approved safety glasses and mask when regrinding.

• American Value Inserts

Economically priced inserts that will run on steels, cast irons, and non-ferrous materials. VM= Value Medium Machining

GRADE	ISO CLASS	INDUSTRY CLASS	DESCRIPTION	COATING
C2VAL Roughing to Semi-Finishing	K10-K25 N05-N15 S10-S20	C2	C2VAL is an uncoated, unalloyed grade with good abrasive wear resistance. Designed for medium to rough turning of cast iron, non-ferrous materials, and high temperature alloys.	
C5CVAL Roughing to Semi-Finishing	P20-P35	C5 C6	C5CVAL has a multi-layered Tin/TiC/TiCN/TiN coating over an alloyed, cobalt-rich substrate. Offers a good balance of wear resistance and toughness. For general purpose to heavy roughing of carbon and alloy steels at medium speeds and feeds. Can withstand light interruptions.	TiN TiCN TiC TiN Substrate

• American Standard Inserts

A broad line of ANSI and ISO standard inserts. Molded-to-size reliability or precision ground. GM= Medium Machining

AN2020 Roughing to Semi-Finishing	P15-P30 M15-M30	C6	AN2020 is based on a hard, cobalt-enriched substrate and has a multi-layered gold coating to provide excellent thermal wear, and mechanical shock resistance. Perfect general purpose grade for medium speeds and feeds in interrupted to semi-finishing cuts on carbon and alloy steels.	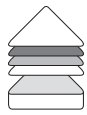 TiN TiCN TiC TiN Substrate
AN2025 Roughing to Semi-Finishing	P15-P35 M15-M35	C5	AN2025 has a tough, cobalt-enriched substrate with a multi-layer TiCN/ Al_2O_3/ TiN coating to enhance edge strength. This is the preferred grade for high speed machining of stainless steel and most steels. Performs well in roughing to semi-finishing.	TiN Al_2O_3 TiCN Substrate

• American Performance Inserts

High-Performance inserts for modern CNC machines featuring state-of-the-art grade and geometry design.

AN3025 Roughing to Semi-Finishing	P10-P35 M10-M35 K10-K25 S10-S30	C2 C5 C6	Offered only in American Performance™ inserts, AN3025 has a tough substrate with a cobalt enriched layer under a CVD coating of TiCN, Al_2O_3, and TiN. Provides high wear resistance, and is an excellent general purpose grade for steels and cast irons.	TiN Al_2O_3 TiCN Substrate

Negative Turning Inserts

CNMG

		AMERICAN VALUE C2VAL		AMERICAN VALUE C5CVAL		AMERICAN STANDARD AN2020					
	STD. PACK	ORDER NO.	PRICE EACH	ORDER NO.	PRICE EACH	ORDER NO.	PRICE EACH	I.C.	THICK.	RADIUS	HOLE
CNMG-322-GM	10	–	–	–	–	2958-059	$3.85	3/8	1/8	1/32	0.150
CNMG-432-VM	10	2959-150	POA	2959-151	POA	–	–	1/2	3/16	1/32	0.203
CNMG-432-GM	10	–	–	–	–	2957-072	POA	1/2	3/16	1/32	0.203
CNMG-433-VM	10	2959-152	$5.15	2959-153	$6.11	–	–	1/2	3/16	3/64	0.203
CNMG-433-GM	10	–	–	–	–	2958-082	7.37	1/2	3/16	3/64	0.203
CNMG-543-VM	10	–	–	2959-154	11.07	–	–	5/8	1/4	3/64	0.250
CNMG-543-GM	10	–	–	–	–	2957-104	13.29	5/8	1/4	3/64	0.250
CNMG-643-VM	5	–	–	2959-155	13.54	–	–	3/4	1/4	3/64	0.312
CNMG-643-GM	5	–	–	–	–	2957-123	POA	3/4	1/4	3/64	0.312

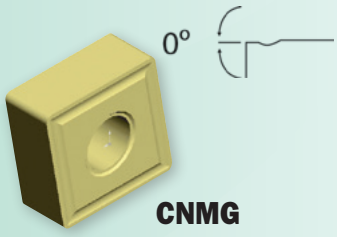

DNMG

	AMERICAN STANDARD AN2020						
	STD. PACK	ORDER NO.	PRICE EACH	I.C.	THICK.	RADIUS	HOLE
DNMG-332-GM	10	2958-189	$7.87	3/8	3/16	1/32	0.150
DNMG-432-GM	10	2957-221	POA	1/2	3/16	1/32	0.203



SNMG

		AMERICAN VALUE C2VAL		AMERICAN VALUE C5CVAL		AMERICAN STANDARD AN2020					
	STD. PACK	ORDER NO.	PRICE EACH	ORDER NO.	PRICE EACH	ORDER NO.	PRICE EACH	I.C.	THICK.	RADIUS	HOLE
SNMG-322-GM	10	–	–	–	–	2957-363	POA	3/8	1/8	1/32	0.150
SNMG-432-VM	10	2959-156	POA	2959-157	$5.94	–	–	1/2	3/16	1/32	0.203
SNMG-432-GM	10	–	–	–	–	2957-370	POA	1/2	3/16	1/32	0.203
SNMG-543-VM	10	–	–	2959-158	9.71	–	–	5/8	1/4	3/64	0.250
SNMG-543-GM	10	–	–	–	–	2957-394	$11.68	5/8	1/4	3/64	0.250
SNMG-643-VM	5	–	–	2959-159	12.58	–	–	3/4	1/4	3/64	0.312
SNMG-643-GM	5	–	–	–	–	2958-430	15.11	3/4	1/4	3/64	0.312

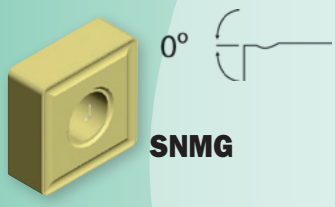

(Continued)

Carbide Inserts

MADE IN USA

Sold In Standard Pack Quantity Only 3

WARNING: This product contains Cobalt and/or Nickel and/or Lead a chemical known to the state of California to cause cancer or birth defects or other reproductive harm. For more information: www.prop65.ca.gov. **WARNING:** Cutting tools may shatter. Always wear approved safety glasses and mask when regrinding.

Negative Turning Inserts

WNMG

	AMERICAN PERFORMANCE AN3025						
	STD. PACK	ORDER NO.	PRICE EACH	I.C.	THICK.	RADIUS	HOLE
WNMG-331-P3	10	2957-976	POA	3/8	3/16	1/64	0.150
WNMG-332-P3	10	2957-981	POA	3/8	3/16	1/32	0.150
WNMG-431-P3	10	2957-985	11.16	1/2	3/16	1/64	0.203
WNMG-432-P3	10	2957-989	11.16	1/2	3/16	1/32	0.203
WNMG-433-P3	10	2957-992	11.16	1/2	3/16	3/64	0.203
WNMG-434-P3	10	2957-995	11.16	1/2	3/16	1/16	0.203

VNMG

	AMERICAN STANDARD AN2020						
	STD. PACK	ORDER NO.	PRICE EACH	I.C.	THICK.	RADIUS	HOLE
VNMG-331-GM	10	2959-081	$10.99	3/8	3/16	1/64	0.150
VNMG-332-GM	10	2959-090	10.99	3/8	3/16	1/32	0.150
VNMG-431-GM	10	2959-096	POA	1/2	3/16	1/64	0.203
VNMG-432-GM	10	2959-102	14.36	1/2	3/16	1/32	0.203
VNMG-433-GM	10	2959-108	14.36	1/2	3/16	1/64	0.203

TNMG

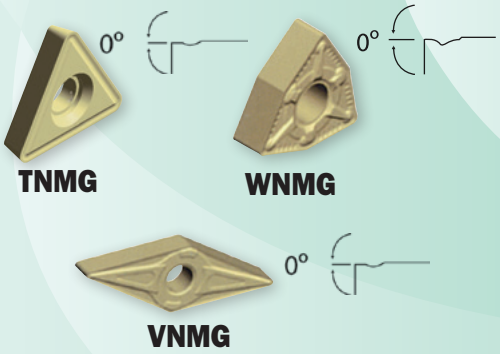

		AMERICAN VALUE C2VAL		AMERICAN VALUE C5CVAL		AMERICAN STANDARD AN2020					
	STD. PACK	ORDER NO.	PRICE EACH	ORDER NO.	PRICE EACH	ORDER NO.	PRICE EACH	I.C.	THICK.	RADIUS	HOLE
TNMG-321-VM	10	2959-160	$8.42	2959-161	$8.42	–	–	3/8	1/8	1/64	0.150
TNMG-321-GM	10	–	–	–	–	2957-576	$10.33	3/8	1/8	1/64	0.150
TNMG-322-VM	10	2959-162	8.42	2959-163	8.42	–	–	3/8	1/8	1/32	0.150
TNMG-322-GM	10	–	–	–	–	2957-585	10.33	3/8	1/8	1/32	0.150
TNMG-332-VM	10	2959-164	10.33	2959-165	10.33	–	–	3/8	1/8	3/64	0.150
TNMG-332-GM	10	–	–	–	–	2957-602	POA	3/8	1/8	3/64	0.150
TNMG-431-VM	10	2959-166	14.62	2959-167	14.62	–	–	1/2	3/16	1/64	0.203
TNMG-431-GM	10	–	–	–	–	2957-612	8.96	1/2	3/16	1/64	0.203
TNMG-432-VM	10	2959-168	14.62	2959-169	14.62	–	–	1/2	3/16	1/32	0.203
TNMG-432-GM	10	–	–	–	–	2957-622	17.03	1/2	3/16	1/32	0.203
TNMG-433-VM	10	2959-170	14.62	2959-171	14.62	–	–	1/2	3/16	3/64	0.203
TNMG-433-GM	10	–	–	–	–	2958-774	17.03	1/2	3/16	3/64	0.203
TNMG-543-VM	10	–	–	2959-172	26.32	–	–	5/8	1/4	3/64	0.250
TNMG-543-GM	10	–	–	–	–	2957-666	33.12	5/8	1/4	3/64	0.250
TNMG-544-VM	10	–	–	2959-173	26.32	–	–	5/8	1/4	1/16	0.250

Positive Turning Inserts

TCGT

	AMERICAN VALUE C2VAL			AMERICAN VALUE C5CVAL					
	STD. PACK	ORDER NO.	PRICE EACH	ORDER NO.	PRICE EACH	I.C.	THICK.	RADIUS	HOLE
TCGT-221-VM	10	2959-188	$ 6.49	2959-189	$7.24	1/4	1/8	1/64	0.123
TCGT-222-VM	10	2959-190	6.49	2959-191	7.24	1/4	1/8	1/32	0.123
TCGT-321-VM	10	2959-192	7.45	2959-193	8.50	3/8	1/8	1/64	0.177
TCGT-322-VM	10	2959-194	7.45	2959-195	POA	3/8	1/8	1/32	0.177
TCGT-431-VM	10	2959-202	8.89	2959-203	11.49	1/2	3/16	1/64	0.218
TCGT-432-VM	10	2959-204	POA	2959-205	POA	1/2	3/16	1/32	0.218



TPGH

		AMERICAN VALUE C5CVAL		AMERICAN STANDARD AN2020					
	STD. PACK	ORDER NO.	PRICE EACH	ORDER NO.	PRICE EACH	I.C.	THICK.	RADIUS	HOLE
TPGH-21.51	10	–	–	2957-855	$8.69	1/4	3/32	1/64	0.123
TPGH-21.52	10	–	–	2957-860	8.69	3/32	3/32	1/32	0.123
TPGH-321-HF	10	2959-175	POA	2957-865	POA	3/8	1/8	1/64	0.177
				AN2025					
TPGH-322-HF	10	2959-177	$8.50	2957-870	12.75	3/8	1/8	1/32	0.177

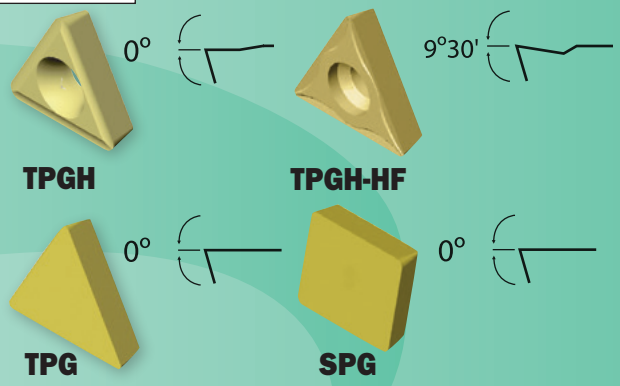

TPG

	AMERICAN STANDARD AN2020						
	STD. PACK	ORDER NO.	PRICE EACH	I.C.	THICK.	RADIUS	HOLE
TPG-222	10	2958-897	$8.69	1/4	1/8	1/32	–
TPG-321	10	2957-768	7.75	3/8	1/8	1/64	–
TPG-322	10	2957-778	7.75	3/8	1/8	1/32	–
TPG-323	10	2958-907	7.75	3/8	1/8	3/64	–
TPG-432	10	2957-796	POA	1/2	3/16	1/32	–
TPG-433	10	2958-920†	13.79	1/2	3/16	3/64	–
TPG-434	10	2957-807	13.79	1/2	3/16	1/16	–

SPG

	AMERICAN STANDARD AN2020						
	STD. PACK	ORDER NO.	PRICE EACH	I.C.	THICK.	RADIUS	HOLE
SPG-321	10	2958-493	$9.69	3/8	1/8	1/64	–
SPG-322	10	2958-496	9.69	3/8	1/8	1/32	–
SPG-323	10	2958-499	9.69	3/8	1/8	3/64	–
SPG-433	10	2958-521	15.51	1/2	3/16	3/64	–

Insert Grade Chart

WARNING: This product contains Cobalt and/or Nickel and/or Lead a chemical known to the state of California to cause cancer or birth defects or other reproductive harm. For more information: www.prop65.ca.gov.
WARNING: Cutting tools may shattor. Always wear approved safety glasses and mask when regrinding.

Turning application

Material	Grade	Finishing (Hard, Wear Resistant)	Universal (Hard & Tough, Impact & Wear Resistant)	Roughing (Tough, Impact Resistant)	ANSI Grade	ISO Grade	Uncoated	PVD Coated	CVD Coated
P Carbon Steel/ Alloy Steel	DPC15HT	DPC15HT			C6-C7	P10-P25 M10-M25			●
	DPC25UT		DPC25UT		C5-C6	P15-P35 M15-M35			●
	DPC35RT			DPC35RT	C5	P25-P45 M25-M45			●
M Stainless Steel	DMC20HT		DMC20HT		C6-C7	P20 M20		●	
	DMC30UT		DMC30UT		C5-C6	P35 M35			●
N Alum. Non Ferrous Mtrl.	DNU10GT	DNU10GT			C2-C3	K15 P10 M15 N15 S15	●		
	DNX10UT	DNX10UT			C2-C4	M10 K10-N10 S10			●
K Cast Iron Ferrous Metal & Material	DKC05HT	DKC05HT			C3-C4	K05 P05 M05			●
	DKC10UT	DKC10UT			C2-C3	K10 P10 M10			●
	DKC15RT	DKC15RT			C1-C2	K15 P15 M15			●
S High Temp Super Alloy Multi Material	DSP10HT	DSP10HT			C3-C4	M10 K10-N10 S10			●
	DUP15VT	DUP15VT			C3-C8	P10 M10 K10 N10 S10		●	
	DSP20HT		DSP20HT		C2-C3	M20 K20 N20 S20		●	
	DUP25GT		DUP25GT		C3-C7	P15 M15 K15 N25 S25		●	
	DSP15HT		DSP15HT		C3-C7	P20 M25 K30 N30 S30		●	

Application Peak
Application Range

Insert Grades

1. If inserts wear, reduce Spindle Speed RPM (n) increase Feed (fn) or change to a harder insert grade.
2. If inserts chip, increase Spindle Speed (n), decrease Feed (fn), or change to tougher insert grade.
3. For smooth surface and hard material, use hard and wear resistant insert with smaller nose radius (not for interrupted cuts).
4. For forgings, castings and interrupted cuts, use tough and impact resistant insert with larger nose radius.

DPC15HT
For high speed turning of Alloy Steels, up to 980 SFM
Most wear resistant steel grade
Second choice for finishing operation on Duplex, 316 and 316L Stainless
P15 (P10-P25) Fine Grain Substrate (1600 Vickers)
CVD Al2O3/TiN/TiCN/Al2O3/Nano-TiCN/MT-TiCN/TiN
Not for interrupted cuts

DPC25UT
Universal Turining Grade for Alloy Steels, and easily machinable Stainless Steels (316, 316L)
Medium Cutting Speeds at 400-820 SFM
For light interrupted and continous cuts
P25 (P15-P35) Substrate (1550 Vickers)
CVD Al2O3/TiN/TiCN/Alpha-Al2O3/Nano-TiCN/MT-TiCN/TiN Nanolock Technology

DPC35RT
For heavily interrupted cuts, forgings, castings and uneven surfaces
Tough and impact resistant substrate
Slow cutting speeds at 160-490 SFM
P40 (P25-P40) Substrate (1450 Vickers)
For Steels and Stainless Steels
CVD TiN/Al2O3/TiCN Nanolock Technology

DMC20HT
High Performance Machining of austenitic stainless steels at higher SFM
M20 (M10-M25) Substrate
High cutting speeds 525-720 SFM
Nanolock black MT-CVD Al2O3/TiCN/TiN

DMC30UT
Tougher alternative to DMC20UT grade for stainless steels
For medium cutting speeds 390-560 SFM
M30 (M25-M40) Substrate (1475 Vickers)
CVD TiN/TiCN/TiN Coating

DNU10GT
Uncoated, high wear resistant grade for machining aluminum, non-ferrous metals and plastics
K10 (K05-K15) Substrate

DNX10UT
Coated version of DNU10GT
High wear resistant grade for machining aluminum, non-ferrous metals and plastics
Micropulse Plasma TiAlN coating, ideal for finish machining of stainless steels and high temp alloys

DKC05HT
Hard high wear and abrasive resistant substrate with a CVD Multi Layer of Alumina, Titanium Carbonitride Coating, (Al2O3/TiCN/Al2O3/TiCN). High Cutting Speed, for Finishing Turning Application, and Medium to Roughing Application when Turning smooth surface. For cutting Cast Iron, Hardened Steel, and all non Ferrous Material. High SFM (Vc) Brittle! Not for interrupted Cut.

DKC10UT
Highest wear resistant substrate for Nodular, Ductile and Gray Cast Irons and Hardened Steels
K10 (K05-K15) Substrate (1700 Vickers). For high cutting speeds, 1000 SFM and above.
CVD Al2O3/TiC/TiCN/TiN Coating. For uninterrupted cuts.

DKC15RT
Tougher alternative to DKC10UT, for cast irons
Optimal grade for Nodular Cast Iron (GG) and Gray Cast Iron (GGG)
Up to 1300 SFM on Gray Cast Irons (GG)
K15 (K10-K20) Substrate (1600 Vickers)
CVD Al2O3/TiC/TiCN/TiN Coating
Suitable for interrupted cuts in cast irons

DSP10HT
Titanium and Titanium Alloys Grade (non alloyed Ti, alpha-alloys, alpha-beta alloys, beta-alloys)
S10 Substrate (1700 Vickers) with CVD TiB2/TiN coating
For cutting speeds of 100-230 SFM

DSP15HT
Hardest grade for High Temp Alloys
Medium to rough machining of high temp alloys and finish machining of stainless steels
With SER chip-breaker, also suitable for Interrupted machining of high temp alloys
With SEF & SEM chip-breakers, also use on aluminum, non-ferrous metals and plastics
Submicron K30 Substrate with 3 micron PVD Super-Nitride AlTiN Coating

DSP20HT
Most wear resistant grade for high temp alloys
For high temp alloys such as Inconel 718, Inconel 625, Nimonic, Udimet, Hastelloy, Waspalloy
Submicron S20 Substrate (1700 Vickers) with PVD AlTiN coating
For cutting speeds of 100-200 SFM

DUP15VT
Very hard and wear resistant grade for high temp alloys, aluminum, non-ferrous and ferrous materials
S15 Substrate with PVD AlCrN Coating
Not for interrupted cuts

DUP25GT
Universal grade for high temp alloys, aluminum, non-ferrous and ferrous materials
S25 Substrate with PVD TiAlN/WC/C Coating
Not for interrupted cuts

Chip Breaker Types

4

WARNING: This product contains Cobalt and/or Nickel and/or Lead a chemical known to the state of California to cause cancer or birth defects or other reproductive harm. For more information: www.prop65.ca.gov. **WARNING:** Cutting tools may shatter. Always wear approved safety glasses and mask when regrinding.

DORIAN TOOL

UEU High Performance Chip Breaker

The precision ground periphery and pressed chip breaker of the insert, creates a sharp and precise cutting edge, best for small to medium depth of cut, close working tolerances and high surface finish for general turning and boring application.

Steel Chip Breakers

PEF Finishing
The sharp cutting edge (light honed) and the small Chip Beaker, will machine small Depth of Cut at low Feed Rate, with precise machining repeatability, good surface finish, and breaking the chips in short length.

UEM Precision Finishing to Light Roughing
Medium pressed Chip Breaker, positive rake angle and small honed cutting edge, to control the length of chips in small Depth of Cut and free flow over the cutting edge.
Light Roughing to Precision Turning and Boring Application. Low cutting pressure for turning and boring thin wall tubing and deep hole boring.

PEM Light Roughing to Finishing
The medium honed cutting edge and the medium Chip Beaker, will allow to machine with a wide range of cutting depths, Feed Rates and a good chip control.

PER Roughing
Large Chip Breaker, positive rake angle and large honed cutting edge for better Chip control and evacuation in large Depth of Cut and high material removal.

Stainless Steel Chip Breakers

MEF Finishing
Small pressed Chip Breaker with positive rake angle and small Honed Cutting Edge, for chip control in a small depth of cut. For Finishing Turning Application.

MEH High Performance
Stainless steel chip breaker, engineered specifically for turning and boring all types of stainless steel and operation, with a variable depth of cut (ap) and feed rate (fn).

MEM Medium
Medium pressed Chip Breaker, positive rake angle and medium Honed Cutting Edge, for chip control and free evacuation in medium Depth of Cut and feed.

MER Roughing
Large pressed Chip Breaker, positive rake angle and heavy Honed Cutting Edge, for better chip control in large Depth of Cut and high feed rate.

NFU High Performance Chip Breaker

The High Positive, large and polished Chip Breaker allows large depth of cut, high rate of material removal and free chip evacuation with little cutting pressure.
The precise ground periphery of the insert and the sharp cutting edge, makes the best for small depth of cut, close working tolerances and high surface finish.

UEX High performance Chip Breaker

The High Positive and large Chip Breaker allows large material removal and free Chip Evacuation in multi Depth of Cut. The precise ground periphery of the insert and the sharp cutting edge, makes the best insert for turning and boring thin wall tubing and deep boring applications.

High Temp Alloy Chip Breakers

SEF Finishing
The precision ground periphery of the Insert with a small pressed positive and polished Chip Breaker and a small Honed Cutting Edge, controls and evacuates the chip precisely and freely in small Depth (ap) of Cut and Feed Rate.

SEH High Performance
Super Alloy chip breaker, scientific engineered and developed for turning and boring all types of Super Alloys materials and operation, from Roughing to Finishing with variable Depth of Cut (ap) and feed rate (fn).

SEM Finishing to Light Roughing
The precision ground periphery of the Insert with a Medium pressed positive and polished Chip Breaker and a small Honed Cutting Edge, controls and evacuates the chip precisely and freely in small to Medium Depth (ap) of Cut and Feed Rate.

SER Roughing
Large pressed positive Chip Breaker, with positive rake angle and Medium Honed Cutting Edge, for precise chips control and free evacuation at larger Depth (ap) of Cut and Feed Rate.

Cast Iron Chip Breakers

KEF Finishing
Small pressed Chip Breaker with positive rake angle and small Honed Cutting Edge, to control the length of chips in small depth of cut.
KEU Medium
Ground surface, no Chip Breaker, negative rake angle, and medium Honed Cutting Edge, medium Depth of Cut and feed rate
KEM Medium
Ground Surface, no Chip Breaker, Negative Rake Angle, and Medium Honed Cutting Edge, medium depth of cut and feed rate.
KER Roughing
Large pressed Chip breaker geometry, positive rake angle and large Honed Cutting Edge, for large Depth of Cut and feed rate.

Turning Inserts

7º POSITIVE PRECISION GROUND INSERTS FOR ALLOY & STAINLESS STEEL APPLICATION

Description	ANSI	Grade DPC25UT	Price Each	Grade DPC35RT	Price Each	Grade DMC30UT	Price Each
CCGT-UEXL 80° Diamond Universal	CCGT-21.51 UEXL	**8070-676**	$24.16	**8070-677**	$24.16	**8070-678**	$24.16
	CCGT-21.52 UEXL	**8070-682**	24.16	**8070-683**	24.16	**8070-684**	24.16
	CCGT-32.51 UEXL	**8070-688**	27.89	**8070-689**	27.89	**8070-690**	27.89
	CCGT-32.52 UEXL	**8070-694**	27.89	-	-	**8070-696**	27.89
	CCGT-432 UEXL	**8070-700**	38.90	**8070-701**	38.90	-	-
	CCGT-433 UEXL	**8070-706**	38.90	**8070-707**	38.90	**8070-708**	38.90
CCGT-UEXR 80° Diamond Universal	CCGT-21.51 UEXR	**8070-679**	24.16	-	-	**8070-681**	24.16
	CCGT-21.52 UEXR	**8070-685**	24.16	**8070-686**	24.16	**8070-687**	24.16
	CCGT-31.51 UEXR	**8070-691**	27.89	**8070-692**	27.89	**8070-693**	27.89
	CCGT-31.52 UEXR	**8070-697**	27.89	**8070-698**	27.89	**8070-699**	27.89
	CCGT-432 UEXR	**8070-703**	38.90	**8070-704**	38.90	**8070-705**	38.90
	CCGT-433 UEXR	**8070-709**	38.90	**8070-710**	38.90	-	-
DCGT-UEXL 55° Diamond Medium	DCGT-21.51 UEXL	**8070-712**	24.31	**8070-713**	24.31	**8070-714**	24.31
	DCGT-32.51 UEXL	**8070-718**	31.18	**8070-719**	31.18	**8070-720**	31.18
	DCGT-32.52 UEXL	**8070-725**	31.18	**8070-726**	31.18	**8070-727**	31.18
DCGT-UEXR 55° Diamond Roughing	DCGT-21.51 UEXR	**8070-715**	24.31	**8070-716**	24.31	**8070-717**	24.31
	DCGT-32.51 UEXR	**8070-721**	31.18	**8070-722**	31.18	**8070-723**	31.18
	DCGT-32.52 UEXR	**8070-729**	31.18	**8070-730**	31.18	**8070-731**	31.18
RCMX-UEX 55° Diamond Roughing	RCMX-1003MO-UEX			**8071-957**	22.28		
	RCMX-1204MO-UEX	**8071-958**	22.28	**8071-959**	22.28		
	RCMX-1606MO-UEX	**8071-962**	30.56	**8071-963**	30.56		
	RCMX-2006MO-UEX	**8071-967**	39.90	**8071-968**	39.90		
	RCMX-2507MO-UEX	**8071-972**	73.54	**8071-973**	73.54		
	RCMX-3209MO-UEX	**8071-976**	117.46	**8071-977**	117.46		
TCGT-UEXL 60° Triangle Universal	TCGT-21.51 UEXL	**8070-732**	27.03	**8070-733**	27.03	**8070-734**	27.03
	TCGT-32.51 UEXL	**8070-738**	34.17	**8070-739**	34.17	**8070-740**	34.17
	TCGT-32.52 UEXL	**8070-744**	34.17	**8070-745**	34.17	**8070-746**	34.17
TCGT-UEXR 60° Triangle Finishing/Medium	TCGT-21.51 UEXR	**8070-735**	27.03				
	TCGT-32.51 UEXR	**8070-741**	34.17	**8070-742**	34.17	**8070-743**	34.17
	TCGT-32.52 UEXR	**8070-747**	34.17	**8070-748**	34.17	**8070-749**	34.17

7º POSITIVE PRECISION PRESSED INSERTS FOR STAINLESS STEEL APPLICATION

Description	ANSI	Grade DMC20HT	Price Each	Grade DMC30UT	Price Each
CCMT-MEM 80º Diamond Finishing/Medium	CCMT-32.51-MEM			**8070-750**	$10.63
	CCMT-32.52-MEM			**8070-751**	10.63
	CCMT-431-MEM			**8070-752**	18.03
CCMT-MEH 80º Diamond High Performance	CCMT-32.51-MEH	**8070-786**	$9.98		
	CCMT-32.52-MEH	**8070-787**	9.98		
DCMT-MEM 55º Diamond Finishing / Medium	DCMT-32.51-MEM			**8070-760**	12.95
	DCMT-32.52-MEM			**8070-761**	12.95
DCMT-MEH 55º Diamond High Performance	DCMT-32.51-MEH	**8070-788**	12.19		
	DCMT-32.52-MEH	**8070-789**	12.19		
SCMT-MEM Square / Medium	SCMT-432-MEM			**8070-772**	17.03
TCMT-MEM 60º Triangle Medium	TCMT-21.51-MEM			**8070-776**	11.24
	TCMT-21.52-MEM			**8070-777**	11.24
	TCMT-32.51-MEM			**8070-778**	14.99
	TCMT-32.52-MEM			**8070-779**	14.99
VCMT-MEM 35º Diamond Medium	VCMT-331-MEM			**8070-783**	17.70
	VCMT-332-MEM			**8070-784**	17.70
	VCMT-333-MEM			**8070-785**	17.70

Inserts are sold in standard packs of 5. Pricing is each.

WARNING: This product contains Cobalt and/or Nickel and/or Lead a chemical known to the state of California to cause cancer or birth defects or other reproductive harm. For more information: www.prop65.ca.gov. WARNING: Cutting tools may shatter. Always wear approved safety glasses and mask when regrinding.

POSITIVE PRECISION GROUND INSERTS FOR MULTI MATERIAL APPLICATION

Description	ANSI	Grade DUP15VT	Price Each	Grade DUP25GT	Price Each	Grade DUP35RT	Price Each
CCGT-UEU 80º Diamond Universal	CCGT-21.50.2-UEU	**8079-451**	$14.78				
	CCGT-21.50.5-UEU			**8079-453**	$15.52	**8079-454**	$13.70
	CCGT-21.51-UEU	**8079-456**	15.66	**8079-458**	16.45	**8079-459**	14.52
	CCGT-32.50.5-UEU			**8079-463**	18.76	**8079-464**	16.72
	CCGT-32.51-UEU	**8079-466**	18.99	**8079-468**	19.87	**8079-469**	17.72
	CCGT-431-UEU	**8079-476**	23.60	**8079-478**	24.67	**8079-479**	22.12
	CCGT-432-UEU	**8079-481**	23.60	**8079-483**	24.67	**8079-484**	22.12
CPGT-UEU 80º Diamond Universal	CPGT-1.81.20.5 -UEU	**8079-486**	15.62	**8079-488**	16.41	**8079-489**	14.46
	CPGT-1.81.21-UEU	**8079-491**	15.62	**8079-493**	16.41	**8079-494**	14.46
	CPGT-32.51-UEU	**8079-511**	19.42	**8079-513**	20.32	**8079-514**	18.17
DCGT-UEU 55º Diamond Universal	DCGT-21.50.2-UEU	**8079-531**	15.10				
	DCGT-21.50.5-UEU			**8079-533**	15.84	**8079-534**	14.01
	DCGT-21.51-UEU	**8079-536**	15.99	**8079-538**	16.79	**8079-539**	14.84
	DCGT-32.50.2-UEU	**8079-541**	19.80				
	DCGT-32.50.5-UEU			**8079-543**	19.50	**8079-544**	17.46
	DCGT-32.51-UEU	**8079-546**	19.80	**8079-548**	20.67	**8079-549**	18.50
	DCGT-431-UEU	**8079-556**	23.82	**8079-558**	24.88	**8079-559**	22.33
	DCGT-432-UEU	**8079-561**	23.82	**8079-563**	24.88	**8079-564**	22.33
TCGT-UEU 60º Triangle Universal 	TCGT-21.50.2-UEU	**8079-586**	15.89	**8079-588**	16.67	**8079-589**	14.73
	TCGT-21.50.5-UEU			**8079-593**	10.65	**8079-594**	10.65
	TCGT-21.51-UEU	**8079-596**	15.89	**8079-598**	16.67	**8079-599**	14.73
	TCGT-32.50.5-UEU			**8079-608**	19.29	**8079-609**	17.26
	TCGT-32.51-UEU	**8079-611**	19.58	**8079-613**	20.45	**8079-614**	18.29
	TCGT-32.52-UEU	**8079-616**	19.58	**8079-618**	20.45	**8079-619**	18.29
TPGT-UEU 60º Triangle Universal 	TPGT-21.50.2-UEU			**8079-623**	16.10	**8079-624**	14.28
	TPGT-21.50.5-UEU			**8079-628**	16.10	**8079-629**	14.28
	TPGT-21.51-UEU	**8079-631**	16.27	**8079-633**	17.07	**8079-634**	15.13
	TPGT-32.50.5-UEU			**8079-643**	13.93	**8079-644**	13.93
	TPGT-32.51-UEU	**8079-646**	19.94	**8079-648**	20.85	**8079-649**	18.70
	TPGT-32.52-UEU	**8079-651**	19.94	**8079-653**	20.85	**8079-654**	18.70
VBGT-UEU 35º Diamond Universal	VBGT-221-UEU	**8079-661**	21.60	**8079-663**	22.39	**8079-664**	19.38
	VBGT-331-UEU	**8079-671**	29.59	**8079-673**	30.02	**8079-674**	25.99
	VBGT-332-UEU	**8079-676**	29.59	**8079-678**	30.02	**8079-679**	25.99
VCGT-UEU 35º Diamond Universal	VCGT-220.2-UEU	**8079-681**	20.40				
	VCGT-220.5-UEU			**8079-683**	21.13	**8079-684**	18.30
	VCGT-221-UEU	**8079-686**	21.61	**8079-688**	22.40	**8079-689**	19.39
	VCGT-331-UEU	**8079-701**	29.46	**8079-703**	29.91	**8079-704**	25.80
	VCGT-332-UEU	**8079-706**	29.46	**8079-708**	29.91	**8079-709**	25.86
WCGT-UEU 80º Trigon Universal	WCGT-1.51.50.2-UEU	**8079-711**	18.65	**8079-713**	19.43	**8079-714**	17.50
	WCGT-1.51.50.5-UEU	**8079-716**	18.65	**8079-718**	19.43	**8079-719**	17.50
	WCGT-21.51-UEU	**8079-726**	17.19	**8079-728**	17.98	**8079-729**	16.04
	WCGT-32.51-UEU	**8079-736**	19.42	**8079-738**	20.32	**8079-739**	18.17
	WCGT-32.52-UEU	**8079-741**	19.42	**8079-743**	20.32	**8079-744**	18.17

POSITIVE PRESSED INSERTS FOR STEEL MATERIAL APPLICATION

Description	ANSI	Grade DPC15HT	Price Each	Grade DPC25UT	Price Each	Grade DPC35RT	Price Each
CCMT-PEF 80º Diamond Finishing	CCMT-21.51-PEF	**8071-877**	$9.55	**8071-878**	$9.21		
	CCMT-21.52-PEF	**8071-879**	9.55	**8071-880**	9.21		
	CCMT-32.51-PEF	**8071-883**	11.03	**8071-884**	10.63		
	CCMT-32.52-PEF	**8071-885**	11.03	**8071-886**	10.63		
	CCMT-431-PEF	**8071-889**	18.81	**8071-890**	18.03		
CCMT-PEM 80º Diamond Medium	CCMT-21.50.5-PEM	**8071-875**	9.55	**8071-876**	9.21		
	CCMT-21.51-PEM	**8071-933**	9.55	**8071-934**	9.21		
	CCMT-21.52-PEM	**8071-881**	9.55	**8071-882**	9.21		
	CCMT-32.51-PEM	**8071-935**	11.03	**8071-936**	10.63		
	CCMT-32.52-PEM	**8071-887**	11.03	**8071-888**	10.63		
	CCMT-431-PEM	**8071-937**	18.81	**8071-938**	18.03		
	CCMT-432-PEM	**8071-891**	18.81	**8071-892**	18.03		
DCMT-PEF 55º Diamond Finishing 	DCMT-21.51-PEF	**8071-893**	10.28	**8071-894**	9.87		
	DCMT-32.51-PEF	**8071-897**	13.49	**8071-898**	12.95		
DCMT-PEM 55º Diamond Medium	DCMT-21.51-PEM	**8071-895**	10.28	**8071-896**	9.87		
	DCMT 32.51-PEM	**8071-899**	13.49	**8071-900**	12.95		
	DCMT 32.52-PEM	**8071-901**	13.49	**8071-902**	12.95		
SCMT-PEF Square Finishing 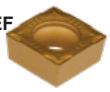	SCMT-32.51-PEF	**8071-903**	12.88	**8071-904**	12.39		
SCMT-PEM Square Medium	SCMT-32.52-PEM	**8071-905**	12.88	**8071-906**	12.39		
	SCMT-432-PEM	**8071-907**	17.70	**8071-908**	17.03		
	SCMT-433-PEM	**8071-939**	17.70	**8071-940**	17.03		
TCMT-PEF 60º Triangle Finishing	TCMT-21.50.5-PEF	**8071-909**	11.73	**8071-910**	11.24		
	TCMT-21.51-PEF	**8071-911**	11.73	**8071-912**	11.24		
TCMT-PEM 60º Triangle Medium	TCMT-21.51-PEM	**8071-941**	11.73	**8071-942**	11.24		
	TCMT-21.52-PEM	**8071-913**	11.73	**8071-914**	11.24		
	TCMT-32.51-PEM	**8071-915**	15.60	**8071-916**	14.99		
	TCMT-32.52-PEM	**8071-917**	15.60	**8071-918**	14.99		
TPMR-PEU 60º Triangle Medium	TPMR-221-PEU	**8071-945**	10.84	**8071-946**	10.49	**8071-947**	10.49
	TPMR-222-PEU	**8071-948**	10.84	**8071-949**	10.49	**8071-950**	10.49
	TPMR-321-PEU	**8071-951**	14.18	**8071-952**	13.60	**8071-953**	13.60
	TPMR-322-PEU	**8071-954**	14.18	**8071-955**	13.60	**8071-956**	13.60
VBMT-PEF 35º Diamond Finishing	VBMT-331-PEF	**8071-919**	23.36	**8071-920**	22.47		
	VBMT-332-PEF	**8071-921**	23.36	**8071-922**	22.47		
	VBMT-333-PEF	**8071-923**	23.36	**8071-924**	22.47		
VCMT-PEF 35º Diamond Finishing	VCMT-221-PEF	**8071-925**	15.60	**8071-926**	14.99		
	VCMT331-PEF	**8071-927**	18.39	**8071-928**	17.70		
	VCMT332-PEF	**8071-931**	18.39	**8071-932**	17.70		
VCMT-PEM 35º Diamond Medium	VCMT-331-PEM	**8071-943**	18.39	**8071-944**	17.70		
	VCMT-332-PEM	**8071-929**	18.39	**8071-930**	17.70		

Inserts are sold in standard packs of 5. Pricing is each.

Turning Inserts

POSITIVE PRESSED INSERTS FOR SUPER ALLOYS

WARNING: This product contains Cobalt and/or Nickel and/or Lead a chemical known to the state of California to cause cancer or birth defects or other reproductive harm. For more information: www.prop65.ca.gov. **WARNING:** Cutting tools may shatter. Always wear approved safety glasses and mask when regrinding.

Description	ANSI	Grade DSP10HT	Price Each	Grade DSP20HT	Price Each
CCMT-SEH 80° Diamond Universal	CCMT-32.51-SEH	**8069-725**	$9.98	**8069-722**	$9.97
DCMT-SEH 55° Diamond Universal 	DCMT-32.51-SEH	**8069-728**	12.19	**8069-729**	12.19
RCMT-SEH Round Roughing	RCMT-1606-MO-SEH	**8069-732**	24.22		
	RCMT-2006-MO-SEH	**8069-734**	38.37		

POSITIVE PRECISION GROUND INSERTS FOR ALUMINUM APPLICATION

Description	ANSI	Grade DNU10GT	Price Each	Grade DNX10UT	Price Each
CCGT-NFU 80° Diamond Universal	CCGT-21.50.5-NFU	**8080-020**	$20.48	**8080-021**	$25.17
	CCGT-21.51-NFU	**8080-024**	20.48	**8080-025**	25.17
	CCGT-32.50.5-NFU	**8080-028**	21.68	**8080-029**	26.58
	CCGT-32.51-NFU	**8080-032**	21.68	**8080-033**	26.58
	CCGT-32.52-NFU	**8080-036**	21.68	**8080-037**	26.58
	CCGT-431-NFU	**8080-040**	25.82	**8080-041**	31.70
	CCGT-432-NFU	**8080-044**	25.82	**8080-045**	31.70
DCGT-NFU 55° Diamond Universal	DCGT-21.50.5-NFU	**8080-048**	19.71	**8080-049**	24.52
	DCGT-21.51-NFU	**8080-052**	19.71	**8080-053**	24.52
	DCGT-32.50.5-NFU	**8080-056**	22.14	**8080-057**	27.24
	DCGT-32.51-NFU	**8080-060**	22.14	**8080-061**	27.24
	DCGT-32.52-NFU	**8080-064**	22.14	**8080-065**	27.24
RCMT-NFU Round Universal	RCMT-0602MO-NFU	**8070-798**	8.94		
RCGT-NFU Round Universal	RCGT-0602MO-NFU	**8080-068**	13.42	**8080-069**	16.90
	RCGT-0803MO-NFU	**8080-072**	14.61	**8080-073**	18.32
	RCGT-1003MO-NFU	**8080-076**	18.32	**8080-077**	22.87
SCGT-NFU Square Universal	SCGT-432-NFU	**8080-084**	23.54	**8080-085**	28.76
TCGT-NFU 60° Triangle Universal 	TCGT-21.51-NFU	**8080-089**	20.07	**8080-090**	24.63
	TCGT-32.51-NFU	**8080-093**	21.68	**8080-094**	26.58
VCGT-NFU 35° Triangle Universal	VCGT-220.5-NFU	**8080-098**	27.78	**8080-099**	33.79
	VCGT-221-NFU	**8080-103**	27.78	**8080-104**	33.79
	VCGT-330.5-NFU	**8080-107**	30.83	**8080-108**	37.59
	VCGT-331-NFU	**8080-111**	30.83	**8080-112**	37.59
	VCGT-332-NFU	**8080-115**	30.83	**8080-116**	37.59
	VCGT-333-NFU	**8080-119**	30.83	**8080-120**	37.59
	VCGT-448-NFU	**8080-123**	42.92	**8080-124**	52.96
VPGT-NFU 35° Triangle Universal	VPGT-444-NFU	**8080-135**	42.92	-	-
WCGT-NFU 80° Trigon Universal 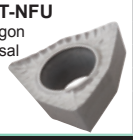	WCGT-32.50.5-NFU	-	-	**8080-141**	31.70
	WCGT-32.51-NFU	**8080-144**	25.38	**8080-145**	31.70
	WCGT-32.52-NFU	**8080-148**	25.38	**8080-149**	31.70
	WCGT-431-NFU	-	-	**8080-153**	37.81
	WCGT-432-NFU	**8080-156**	28.98	**8080-157**	37.81

Inserts are sold in standard packs of 5. Pricing is each.

NEGATIVE PRESSED INSERTS FOR STEEL & STAINLESS STEEL APPLICATION

Description	ANSI	Grade DPC15HT	Price Each	Grade DPC25UT	Price Each	Grade DPC35RT	Price Each
CNMG-PEF 80° Diamond Finishing	CNMG-431-PEF	**8069-250**	$14.99	**8069-251**	$14.41		
	CNMG-432-PEF	**8069252**	14.99	**8069-253**	14.41		
CNMG-PEM 80° Diamond Medium	CNMG-322-PEM	**8069-491**	14.99	**8069-276**	14.79	**8069-277**	$14.79
	CNMG-432-PEM	**8069-408**	14.99	**8069-278**	14.41	**8069-279**	14.41
	CNMG-433-PEM	**8069-280**	14.99	**8069-281**	14.41	**8069-282**	14.41
	CNMG-542-PEM	**8069-283**	24.90	**8069-284**	23.94	**8069-285**	23.94
	CNMG-543-PEM	**8069-286**	24.90	**8069-287**	23.94	**8069-288**	23.94
	CNMG-544-PEM	**8069-492**	24.90	**8069-289**	23.94	**8069-290**	23.94
	CNMG-643-PEM	**8069-409**	31.17	**8069-291**	29.93	**8069-292**	29.93
	CNMG-644-PEM	**8069-410**	31.17	**8069-293**	29.93	**8069-294**	29.93
CNMG-PER 80° Diamond Roughing	CNMG-432-PER	**8069-351**	14.99	**8069-352**	14.41	**8069-353**	14.41
	CNMG-433-PER	**8069-354**	14.99	**8069-355**	14.41	**8069-356**	14.41
	CNMG-542-PER	**8069-357**	24.90	**8069-358**	23.94	**8069-359**	23.94
	CNMG-543-PER	**8069-360**	24.90	**8069-361**	23.94	**8069-362**	23.94
	CNMG-544-PER	**8069-363**	24.90	**8069-364**	23.94	**8069-365**	23.94
	CNMG-643-PER	**8069-366**	31.17	**8069-367**	29.93	**8069-368**	29.93
	CNMG-644-PER	**8069-369**	31.17	**8069-370**	29.93	**8069-371**	29.93
	CNMG-646-PER	**8069-372**	31.17	**8069-373**	29.93	**8069-374**	29.93
DNMG-PEF 55° Diamond Finishing	DNMG-331-PEF	**8069-254**	14.99	**8069-255**	14.41		
	DNMG-332-PEF	**8069-256**	14.99	**8069-257**	14.41		
	DNMG-431-PEF	**8069-258**	18.84	**8069-259**	18.11		
	DNMG-432-PEF	**8069-260**	18.84	**8069-261**	18.11		
	DNMG-441-PEF	**8069-262**	21.03	**8069-263**	21.03		
	DNMG-442-PEF	**8069-264**	21.03	**8069-265**	20.24		
DNMG-PEM 55° Diamond Medium 	DNMG-332-PEM	**8069-295**	14.41	**8069-296**	14.41	**8069-297**	14.41
	DNMG-432-PEM	**8069-298**	18.84	**8069-299**	18.11	**8069-300**	18.11
	DNMG-433-PEM	**8069-301**	18.84	**8069-302**	18.11	**8069-303**	18.11
	DNMG-442-PEM	**8069-304**	21.03	**8069-305**	20.24	**8069-306**	20.24
	DNMG-443-PEM	**8069-307**	21.03	**8069-308**	20.24	**8069-309**	20.24
	DNMG-444-PEM	**8069-310**	21.03	**8069-311**	20.24	**8069-312**	20.24
DNMG-PER 55° Diamond Roughing 	DNMG-432-PER	**8069-375**	18.84	**8069-376**	18.11	**8069-377**	18.11
	DNMG-433-PER	**8069-378**	18.84	**8069-379**	18.11	**8069-380**	18.11
	DNMG-442-PER	**8069-381**	21.03	**8069-382**	20.24	**8069-383**	20.24
	DNMG-443-PER	**8069-384**	21.03	**8069-385**	20.24	**8069-386**	20.24
	DNMG-444-PER	**8069-387**	21.03	**8069-388**	20.24	**8069-389**	20.24
SNMG-PEM Square Medium	SNMG-432-PEM	**8069-313**	14.54	**8069-314**	13.99	**8069-315**	13.99
	SNMG-433-PEM	**8069-316**	14.54	**8069-317**	13.99	**8069-318**	13.99
	SNMG-542-PEM	**8069-319**	25.16	**8069-320**	24.30	**8069-321**	24.30
	SNMG-643-PEM	**8069-322**	33.48	**8069-323**	32.21	**8069-324**	32.21
SNMG-PER Square Roughing	SNMG-432-PER	**8069-390**	14.54	**8069-391**	13.99	**8069-392**	13.99
	SNMG-433-PER	**8069-393**	14.54	**8069-394**	13.99	**8069-395**	13.99
	SNMG-643-PER	**8069-396**	33.48	**8069-397**	32.21	**8069-398**	32.21
	SNMG-644-PER	**8069-399**	33.48	**8069-400**	32.21	**8069-401**	32.21
TNMG-PEF 60° Triangle Finishing	TNMG-331-PEF	**8069-268**	14.25	**8069-269**	13.70		
	TNMG-332-PEF	**8069-270**	14.25	**8069-271**	13.70		
TNMG-PEM 60° Triangle Medium	TNMG-332-PEM	**8069-325**	14.25	**8069-326**	13.70	**8069-327**	13.70
	TNMG-333-PEM	**8069-328**	14.25	**8069-329**	13.70	**8069-330**	13.70
	TNMG-432-PEM	**8069-331**	17.23	**8069-332**	16.58	**8069-333**	16.58
	TNMG-433-PEM	**8069-334**	17.23	**8069-335**	16.58		
VNMG-PEF 35° Diamond Finishing	VNMG-331-PEF	**8069-272**	20.02	**8069-273**	19.28		
	VNMG-332-PEF	**8069-274**	20.02	**8069-275**	19.28		
VNMG-PEM 35° Diamond Finishing 	VNMG-332-PEM	**8069-336**	20.02	**8069-337**	19.28	**8069-338**	19.28
	VNMG-333-PEM	**8069-339**	20.02	**8069-340**	19.28	**8069-341**	19.28
WNMG-PEM 80° Trigon Medium	WNMG-332-PEM	**8069-342**	13.50	**8069-343**	13.50	**8069-344**	13.50
	WNMG-432-PEM	**8069-345**	15.95	**8069-346**	15.35	**8069-347**	15.35
	WNMG-433-PEM	**8069-348**	15.95	**8069-349**	15.35	**8069-350**	15.35
WNMG-PER 80° Trigon Roughing	WNMG-432-PER	**8069-402**	15.95	**8069-403**	15.35	**8069-404**	15.35
	WNMG-433-PER	**8069-405**	15.95	**8069-406**	15.35	**8069-407**	15.35

Turning Inserts

WARNING: This product contains Cobalt and/or Nickel and/or Lead a chemical known to the state of California to cause cancer or birth defects or other reproductive harm. For more information: www.prop65.ca.gov.
WARNING: Cutting tools may shattor. Always wear approved safety glasses and mask when regrinding.

NEGATIVE PRESSED INSERTS FOR SUPER ALLOYS MATERIAL APPLICATION

Description	ANSI	Grade DSP10HT	Price Each	Grade DSP15HT	Price Each	Grade DSP20HT	Price Each
CNGG-SEF 80º Diamond Finishing	CNGG-431-SEF			**8067-058**	$19.92		
	CNGG-432-SEF			**8067-059**	19.92		
	CNGG-433-SEF			**8067-060**	19.92		
CNM/GG-SEM 80º Diamond Medium	CNGG-431-SEM			**8067-061**	19.92		
	CNGG-432-SEM			**8067-065**	19.92		
	CNGG-433-SEM			**8067-066**	19.92		
	CNMG-431-SEM			**8067-067**	14.41		
	CNMG-432-SEM			**8067-068**	14.41		
CNGG-SER 80º Diamond Roughing	CNGG-432-SER			**8067-069**	23.56		
	CNGG-433-SER			**8067-070**	23.56		
CNMG-SEH 80º Diamond Roughing	CNMG-432-SEH	**8069-726**	$15.00			**8069-727**	$15.00
DNGG-SEF 55º Diamond Finishing	DNGG-431-SEF			**8067-071**	24.30		
	DNGG-432-SEF			**8067-072**	24.30		
	DNGG-433-SEF			**8067-073**	24.30		
	DNGG-441-SEF			**8067-074**	26.07		
	DNGG-442-SEF			**8067-082**	26.07		
	DNGG-443-SEF			**8067-083**	26.07		
DNMG-SEM 55º Diamond Medium	DNMG-431-SEM			**8067-084**	18.11		
	DNMG-432-SEM			**8067-085**	18.11		
	DNMG-433-SEM			**8067-086**	18.11		
	DNMG-441-SEM			**8067-087**	20.24		
	DNMG-442-SEM			**8067-088**	20.24		
	DNMG-443-SEM			**8067-089**	20.24		
DNMG-SEH 55º Diamond Roughing	DNMG-442-SEH	**8069-730**	21.06			**8069-731**	21.06
VNMG-SEF 35º Diamond Finishing	VNMG-331-SEF			**8067-095**	17.79		
	VNMG-332-SEF			**8067-096**	17.79		
WNGG-SEF 80º Trigon Finishing	WNGG-431-SEF			**8067-097**	23.30		
	WNGG-432-SEF			**8067-098**	23.30		
	WNGG-433-SEF			**8067-099**	23.30		
WNM/GG-SEM 80º Trigon Medium	WNGG-431-SEM			**8067-100**	23.30		
	WNGG-432-SEM			**8067-101**	23.30		
	WNMG-431-SEM			**8067-102**	15.35		
	WNMG-432-SEM			**8067-103**	15.35		
	WNMG-433-SEM			**8067-104**	15.35		
WNMG-SEH 80º Trigon Medium	WNMG-432-SEH	**8069-736**	15.98			**8069-737**	15.98

NEGATIVE PRESSED INSERTS FOR STEEL MATERIAL APPLICATION

Description	ANSI	Grade DPC15HT	Price Each	Grade DPC25UT	Price Each	Grade DPC35RT	Price Each
CNMG-UEM 80º Diamond Universal	CNMG-431-UEM	**8069-826**	$14.99	**8069-828**	$14.41		
	CNMG-432-UEM	**8069-832**	14.99	**8069-833**	14.41	**8069-834**	$14.41
DNMG-UEM 55º Diamond Universal	DNMG-331-UEM	**8069-835**	14.99	**8069-836**	14.41	**8069-837**	14.41
	DNMG-332-UEM	**8069-840**	14.99	**8069-841**	14.41		
	DNMG-432-UEM			**8069-844**	18.11		
	DNMG-441-UEM	**8069-845**	21.03	**8069-846**	20.24	**8069-847**	20.24
	DNMG-442-UEM	**8069-848**	21.03	**8069-849**	20.24	**8069-850**	20.24
SNMG-UEM Square Universal	SNMG-321-UEM	**8069-851**	10.55	**8069-852**	10.12		
TNMG-UEM 60º Triangle Universal	TNMG-331-UEM	**8069-853**	14.25	**8069-854**	13.70	**8069-855**	13.70
	TNMG-332-UEM	**8069-856**	14.25	**8069-857**	13.70	**8069-858**	13.70
VNMG-UEM 35º Diamond Universal	VNMG-332-UEM	**8069-859**	18.54	**8069-860**	17.79		
WNMG-UEM 80º Trigon Universal	WNMG-331-UEM	**8069-861**	14.04	**8069-862**	13.50	**8069-863**	13.50
	WNMG-332-UEM	**8069-864**	14.04	**8069-865**	13.50	-	-
	WNMG-431-UEM	**8069-867**	15.95	**8069-868**	15.35	**8069-869**	15.35
	WNMG-432-UEM	**8069-870**	15.95	**8069-871**	15.35	**8069-872**	15.35
	WNMG-433-UEM			**8069-873**	15.35		

NEGATIVE INSERTS FOR STAINLESS STEEL APPLICATION

Description	ANSI	Grade DMC20HT	Price Each	Grade DMC30UT	Price Each
CNMG-MEF 80° Diamond Finishing	CNMG-321-MEF			**8069-964**	$14.79
	CNMG-431-MEF			**8069-965**	14.41
	CNMG-432-MEF			**8069-966**	14.41
	CNMG-433-MEF			**8069-967**	14.41
CNMG-MEM 80° Diamond Medium	CNMG-432-MEM			**8069-968**	14.41
	CNMG-433-MEM			**8069-969**	14.41
CNMG-MEH 80° Diamond High Performance	CNMG-432-MEH	**8070-020**	$15.00		
	CNMG-433-MEH	**8070-021**	15.00		
	CNMG-543-MEH	**8070-022**	24.90		
	CNMG-544-MEH	**8070-023**	24.90		
	CNMG-643-MEH	**8070-024**	31.21		
	CNMG-644-MEH	**8070-028**	31.21		
CNMG-MER 80° Diamond Roughing	CNMG-433-MER			**8069-970**	14.41
	CNMG-543-MER			**8069-971**	23.94
	CNMG-643-MER			**8069-972**	29.93
DNMG-MEF 55° Diamond Finishing	DNMG-331-MEF			**8069-973**	14.41
	DNMG-441-MEF			**8069-974**	20.24
	DNMG-442-MEF			**8069-975**	20.24
DNMG-MEM 55° Diamond Medium	DNMG-332-MEM			**8069-976**	14.41
	DNMG-432-MEM			**8069-977**	18.11
	DNMG-442-MEM			**8069-978**	20.24
	DNMG-443-MEM			**8069-979**	20.24
DNMG-MEH 55° Diamond High Performance	DNMG-442-MEH	**8070-037**	21.06		
	DNMG-443-MEH	**8070-038**	21.06		
DNMG-MER 55° Diamond Medium	DNMG-442-MER			**8069-980**	20.24
	DNMG-443-MER			**8069-981**	20.24
SNMG-MEH Square High Performance	SNMG-543-MEH	**8070-041**	25.20		
	SNMG-544-MEH	**8070-044**	25.20		
	SNMG-644-MEH	**8070-053**	33.55		
SNMG-MER Square Roughing	SNMG-432-MER			**8069-983**	13.99
	SNMG-433-MER			**8069-984**	13.99
	SNMG-643-MER			**8069-985**	32.21
SNMG-MEF Square Finishing	SNMG-321-MEF			**8069-982**	10.12
TNMG-MEM 60° Triangle Medium	TNMG-332-MEM			**8069-986**	13.70
	TNMG-432-MEM			**8069-987**	16.58
	TNMG-433-MEM			**8069-988**	16.58
WNMG-MEF 80° Trigon Finishing	WNMG-331-MEF			**8069-989**	13.50
	WNMG-431-MEF			**8069-990**	15.35
	WNMG-432-MEF			**8069-991**	15.35
WNMG-MEH 80° Trigon High Performance	WNMG-432-MEH	**8070-056**	15.98		
WNMG-MEM 80° Trigon Medium	WNMG-332-MEM			**8069-992**	13.50
	WNMG-432-MEM			**8069-993**	15.35
	WNMG-433-MEM			**8069-994**	15.35
	WNMG-434-MEM			**8069-995**	15.35
WNMG-MER 80° Trigon Roughing	WNMG-432-MER			**8069-996**	15.35
	WNMG-433-MER			**8069-997**	15.35

Inserts are sold in standard packs of 5. Pricing is each.

4

WARNING: This product contains Cobalt and/or Nickel and/or Lead a chemical known to the state of California to cause cancer or birth defects or other reproductive harm. For more information: www.prop65.ca.gov. **WARNING:** Cutting tools may shatter. Always wear approved safety glasses and mask when regrinding.

NEGATIVE PRESSED INSERTS FOR CAST IRON APPLICATION

Description	ANSI	DKC10UT	Price Ea.	DKC15RT	Price Ea.
CNMA-KEU 80º Diamond General Purpose	CNMA-432-KEU	8069-874	18.22	8069-875	$18.22
	CNMA-433-KEU	8069-876	18.22	8069-877	18.22
	CNMA-644-KEU			8069-878	34.42
CNMG-KER 80º Diamond Roughing 	CNMG-432-KER	8069-904	14.41	8069-905	14.41
	CNMG-433-KER	8069-906	14.41	8069-907	14.41
	CNMG-434-KER	8069-908	14.41	8069-909	14.41
	CNMG-543-KER	8069-910	23.94	8069-911	23.94
	CNMG-544-KER	8069-912	23.94	8069-913	23.94
DNMG-KEF 55º Diamond Finishing	DNMG-331-KEF	8067-054	14.41		
	DNMG-332-KEF	8067-056	14.41		
DNMA-KEU 55º Diamond General Purpose 	DNMA-442-KEU			8069-880	18.11
DNMG-KER 55º Diamond Roughing	DNMG-432-KER	8069-914	18.11	8069-915	18.11
	DNMG-433-KER	8069-916	18.11	8069-917	18.11
	DNMG-442-KER	8069-918	20.24	8069-919	20.24
	DNMG-443-KER	8069-920	20.24	8069-921	20.24
SNMA-KEU Square General Purpose	SNMA-432-KEU	8069-882	13.99	8069-883	13.99
	SNMA-433-KEU	8069-884	13.99	8069-885	13.99
	SNMA-434-KEU	8069-886	13.99	-	-
	SNMA-664-KEU			8069-888	29.13
SNMG-KER Square Roughing	SNMG-432-KER	8069-922	13.99	8069-923	13.99
	SNMG-433-KER	8069-924	13.99	8069-925	13.99
	SNMG-643-KER			8069-926	32.21
	SNMG-644-KER	8069-927	32.21	8069-928	32.21
TNMA-KEU Triangle General Purpose	TNMA-332-KEU	8069-890	13.70	8069-891	13.70
	TNMA-333-KEU	8069-892	13.70	8069-893	13.70
	TNMA-434-KEU	8069-894	16.58	8069-895	16.58
WNMA-KEU 80º Trigon General Purpose 	WNMA-432-KEU	8069-896	15.35	8069-897	15.35
	WNMA-433-KEU	8069-898	15.35	8069-899	15.35
WNMA-KER 80º Trigon Roughing	WNMG-432-KER	8069-929	15.35	8069-930	15.35
	WNMG-433-KER			8069-931	15.35

Inserts are sold in standard packs of 5. Pricing is each.

Multi-Lock Toolholders

WARNING: This product contains Cobalt and/or Nickel and/or Lead a chemical known to the state of California to cause cancer or birth defects or other reproductive harm. For more information: www.prop65.ca.gov. WARNING: Cutting tools may shattor. Always wear approved safety glasses and mask when regrinding.

MCKN R/L Toolholder

Style K- 15° End Cutting Edge Angle for negative 80°diamond CNM_ inserts

Right hand shown, left hand opposite

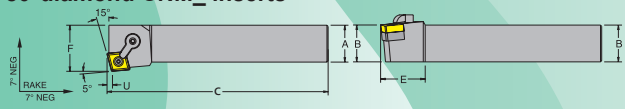

Description	Order No. Right	Order No. Left	A & B	C	E	F	U	Insert Style	Price Each
MCKNR/L12-4B	**8050-066**	**-**	0.75	4.50	1.250	1.000	123	432	**$ 109.33**
MCKNR/L16-4C	**8050-070**	**-**	1.00	5.00	1.250	1.250	123		**121.16**
MCKNR/L16-4D	**8050-074**	**8050-075**	1.00	6.00	1.250	1.250	123		**121.16**
MCKNR/L20-4D	**8050-078**	**8050-079**	1.25	6.00	1.250	1.500	123		**133.08**
MCKNR/L20-5D	**8050-086**	**8050-087**	1.25	6.00	1.375	1.500	151	543	**159.71**
MCKNR/L24-6E	**8050-102**	**8050-103**	1.50	7.00	1.500	2.000	184	643	**224.58**

MDPN N Toolholder

Style P- 27.5° Side Cutting Edge Angle for negative 55° diamond DNM_ inserts

Neutral hand shown

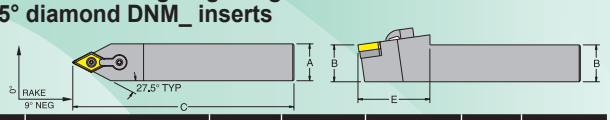

Description	Order Number	A & B	C	E	Insert Style	Price Each
MDPNN12-4B	**8050-370**	0.75	4.50	1.75	432	**$ 141.24**
MDPNN16-4D	**8050-372**	1.00	6.00	1.75		**144.62**
MDPNN20-4D	**8050-374**	1.25	6.00	1.75		**160.15**
MDPNN16-5D	**8050-376**	1.00	6.00	2.00	543	**173.54**

MCLN R/L Toolholder

Style L - Negative 5° End or Side Cutting Edge Angle for negative 80° diamond CNM_ inserts

Right hand shown, left hand opposite

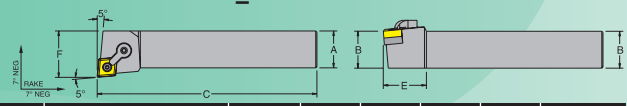

Description	Order No. Right	Order No. Left	A & B	C	E	F	Insert Style	Price Each
MCLNR/L10-4B	**8050-116**	**8050-117**	0.625	4.50	1.250	1.000	432	**$ 84.08**
MCLNR/L12-4B	**8050-116**	**8050-121**	0.750	4.50	1.250	1.250		**91.11**
MCLNR/L16-4C	**8050-124**	**8050-125**	1.000	5.00	1.250	1.250		**96.93**
MCLNR/L16-4D	**8050-128**	**8050-129**	1.000	6.00	1.250	1.250		**96.93**
MCLNR/L20-4D	**8050-132**	**8050-133**	1.250	6.00	1.250	1.500		**106.47**
MCLNR/L24-4D	**8050-136**	**8050-137**	1.500	6.00	1.250	2.000		**152.83**
MCLNR/L24-4E	**8050-140**	**8050-141**	1.500	7.00	1.250	2.000		**172.75**
MCLNR/L16-5D	**8050-152**	**8050-153**	1.000	6.00	1.375	1.250	543	**116.32**
MCLNR/L20-5D	**8050-156**	**8050-157**	1.250	6.00	1.375	1.500		**127.77**
MCLNR/L16-6D	**8050-168**	**8050-169**	1.000	6.00	1.500	1.500	643	**132.18**
MCLNR/L20-6D	**8050-172**	**8050-173**	1.250	6.00	1.500	1.500		**139.38**
MCLNR/L20-6E	**8050-174**	**8050-175**	1.250	7.00	1.500	1.500		**188.76**
MCLNR/L24-6D	**8050-176**	**8050-177**	1.500	6.00	1.500	2.000		**215.94**
MCLNR/L24-6E	**8050-180**	**8050-181**	1.500	7.00	1.500	2.000		**224.58**

MSDN N Toolholder

Style D - 45° Side Cutting Edge Angle for negative square SNM_ inserts

Neutral hand shown

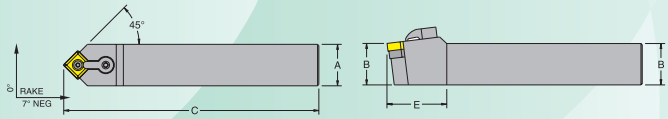

Description	Order Number	A & B	C	E	Insert Style	Price Each
MSDNN08-3A	**8050-392**	0.500	4.00	1.000	322	**$ 75.41**
MSDNN08-3B	**8050-394**	0.500	4.50	1.000		**75.41**
MSDNN10-3B	**8050-396**	0.625	4.50	1.000		**81.88**
MSDNN12-3B	**8050-398**	0.750	4.50	1.000		**91.11**
MSDNN12-4B	**8050-400**	0.750	4.50	1.375	432	**91.11**
MSDNN16-4D	**8050-402**	1.000	6.00	1.375		**96.93**
MSDNN16-5D	**8050-406**	1.000	6.00	1.625	543	**116.32**
MSDNN20-5D	**8050-408**	1.250	6.00	1.625		**139.38**
MSDNN16-6D	**8050-414**	1.000	6.00	1.750	643	**132.18**
MSDNN20-6D	**8050-416**	1.250	6.00	1.750		**139.38**
MSDNN24-6E	**8050-418**	1.500	7.00	1.750		**172.75**

MCRN R/L Toolholder

Style R- 15° Side Cutting Edge Angle for negative 80° diamond CNM_ inserts

Right hand shown, left hand opposite

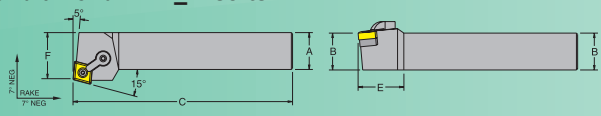

Description	Order No. Right	Order No. Left	A & B	C	E	F	Insert Style	Price Each
MCRNR/L12-4B	**8050-220**	**-**	0.75	4.50	1.250	0.750	432	**$ 106.24**
MCRNR/L16-4D	**8050-228**	**8050-229**	1.00	6.0	1.250	1.250		**100.22**
MCRNR/L20-4D	**8050-232**	**8050-233**	1.25	6.0	1.250	1.500		**106.62**
								117.11
MCRNR/L16-5D	**8050-244**	**8050-245**	1.25	6.00	1.375	1.500	543	**140.55**
MCRNR/L16-6D	**8050-256**	**8050-257**	1.25	6.00	1.500	1.500	643	**153.32**
MCRNR/L20-6D	**8050-260**	**8050-261**	1.50	7.00	1.500	2.000		**224.58**

MSKN R/L Toolholder

Style K- 15° End Cutting Edge Angle for negative square SNM_ inserts

Right hand shown, left hand opposite

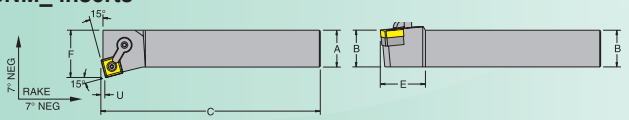

Description	Order No. Right	Order No. Left	A & B	C	E	F	U	Insert Style	Price Each
MSKNR/L12-4B	**8050-448**	**-**	0.750	4.50	1.250	1.000	0.122	432	**$ 91.11**
MSKNR/L16-4D	**8050-456**	**8050-457**	1.000	6.00	1.000	1.250	0.122		**96.93**
MSKNR/L16-5D	**8050-460**	**8050-461**	1.000	6.00	1.375	1.250	0.151	543	**116.32**
MSKNR/L20-6D	**8050-472**	**8050-473**	1.250	6.00	1.500	1.500	0.183	643	**139.38**

MDJN R/L Toolholder

Style J- 3° Side Cutting Edge Angle for negative 55° diamond DNM_ inserts

Right hand shown, left hand opposite

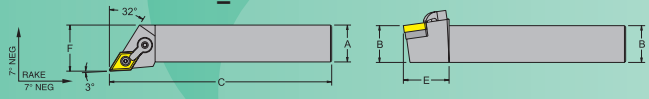

Description	Order No. Right	Order No. Left	A & B	C	E	F	Insert Style	Price Each
MDJNR/L16-3C	**8050-314**	**8050-315**	1.000	5.00	1.250	1.250	332	**$ 144.62**
MDJNR/L12-4B	**8050-324**	**8050-325**	0.750	4.50	1.250	1.000	432	**141.24**
MDJNR/L16-4C	**8050-328**	**8050-329**	1.000	5.00	1.250	1.250	432	**144.62**
MCRNR/L20-6D	**8050-332**	**8050-333**	1.000	6.00	1.250	1.250		**144.62**
MDJNR/L20-4D	**8050-336**	**8050-337**	1.250	6.00	1.250	1.500		**160.15**
MDJNR/L24-4D	**8050-340**	**8050-341**	1.500	6.00	1.250	2.000		**203.79**
MDJNR/L24-4E	**8050-344**	**8050-345**	1.500	7.00	1.250	2.000		**224.17**
MDJNR/L16-5D	**8050-352**	**8050-353**	1.000	5.00	1.750	1.250	543	**173.54**
MDJNR/L20-5D	**8050-356**	**8050-357**	1.250	6.00	1.750	1.500		**192.17**
MDJNR/L24-5E	**8050-364**	**8050-365**	1.500	7.00	1.750	2.000		**224.49**

MSRN R/L Toolholder

Style R- 15° Side Cutting Edge Angle for negative square SNM_ inserts

Right hand shown, left hand opposite

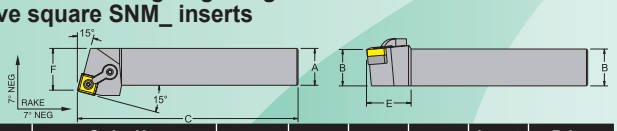

Description	Order No. Right	Order No. Left	A & B	C	E	F	Insert Style	Price Each
MSRNR/L12-4B	**8050-506**	**8050-507**	0.750	4.50	1.250	0.880	432	**$ 91.11**
MSRNR/L16-4D	**8050-514**	**8050-515**	1.000	6.00	1.250	1.130		**96.93**
MSRNR/L20-4D	**8050-518**	**8050-519**	1.250	6.00	1.250	1.380		**106.47**
MSRNR/L16-5D	**8050-530**	**8050-531**	1.000	6.00	1.375	1.103	543	**116.32**
MSRNR/L20-5D	**8050-534**	**8050-535**	1.250	6.00	1.375	1.353		**127.77**
MSRNR/L16-6D	**8050-542**	**8050-543**	1.000	6.00	1.500	1.071	643	**132.18**
MSRNR/L20-6D	**8050-546**	**8050-547**	1.250	6.00	1.500	1.315		**139.38**
MSRNR/L24-6E	**8050-550**	**8050-551**	1.500	7.00	1.500	1.821		**224.58**

Multi-Lock Toolholders

WARNING: This product contains Cobalt and/or Nickel and/or Lead a chemical known to the state of California to cause cancer or birth defects or other reproductive harm. For more information: www.prop65.ca.gov. WARNING: Cutting tools may shatter. Always wear approved safety glasses and mask when regrinding.

MRGN R/L Toolholder

Style G- 0° Side Cutting Edge Angle for negative round RNM_ inserts

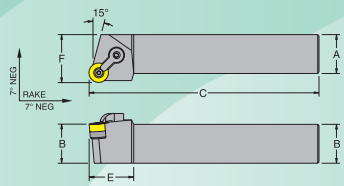

Right hand shown, left hand opposite

Description	Order No. Right	Order No. Left	A & B	C	E	F	Insert Style	Price Each
MRGNR/L12-4B	**8051-198**	**8051-199**	0.750	4.50	1.250	1.000	43	**$ 118.44**
MRGNR/L16-4C	**8051-202**	**-**	1.000	5.00	1.250	1.250		**126.00**
MRGNR/L16-4D	**8051-206**	**8051-207**	1.000	6.00	1.250	1.250		**126.00**
MRGNR/L20-4D	**8051-210**	**8051-211**	1.250	6.00	1.250	1.500		**138.40**
MRGNR/L20-6D	**8051-230**	**8051-231**	1.250	6.00	1.375	1.500	64	**181.20**
MRGNR/L24-6E	**8051-234**	**8051-235**	1.500	7.00	1.375	2.000		**270.96**

STNC R/L Toolholder

Style N - 3° Side Cutting Edge Angle for 7° positive triangle TC_T inserts

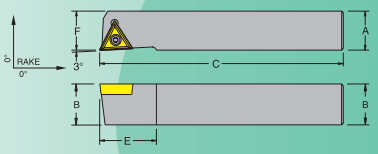

Right hand shown, left hand opposite

Description	Order No. Right Hand	A & B	C	E	F	Insert Style	Price Each
STNCR/L08-2J	**8051-736**	0.500	3.500	0.625	0.500	21.51	**$62.10**
STNCR/L10-2A	**8051-738**	0.625	4.000	0.625	0.625		**64.05**
STNCR/L12-3B	**8051-740**	0.750	4.500	1.125	0.750	32.52	**71.83**
STNCR/L64-3D	**8051-742**	0.750	6.000	1.125	0.750		**77.63**

MWLN R/L Toolholder

Style L- Negative 5° End or Side Cutting Edge Angle for negative 80° trigon WNM_ inserts

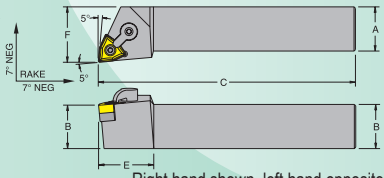

Right hand shown, left hand opposite

Description	Order No. Right	Order No. Left	A & B	C	E	F	Insert Style	Price Each
MWLNR/L12-3B	**8051-262**	**8051-263**	0.75	4.50	1.00	1.00	332	**$ 95.26**
MWLNR/L16-3C	**8051-264**	**8051-265**	1.00	5.00	1.00	1.25		**103.53**
MWLNR/L12-4B	**8051-266**	**8051-267**	1.75	4.50	1.25	1.00	432	**95.26**
MWLNR/L16-4D	**8051-270**	**8051-271**	1.00	6.00	1.25	1.25		**103.53**
MWLNR/L20-4D	**8051-274**	**8051-275**	1.25	6.00	1.25	1.50		**113.73**

SCLC R/L Toolholder

Style L- Negative 5° End or Side Cutting Edge Angle for 7° positive 80° diamond CC_T inserts

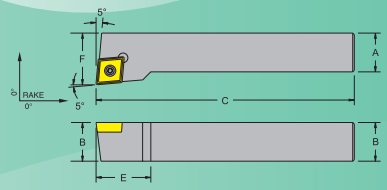

Right hand shown, left hand opposite

Description	Order No. Right	Order No. Left	A & B	C	E	F	Insert Style	Price Each
SCLCR/L06-2J	**8051-800**	**8051-801**	0.375	3.500	0.500	0.500	21.51	**$ 77.49**
SCLCR/L08-3A	**8051-804**	**8051-805**	0.500	4.000	0.688	0.625	32.52	**79.25**
SCLCR/L10-3B	**8051-808**	**8051-809**	0.625	4.500	0.688	0.750		**82.94**
SCLCR/L12-3B	**8051-812**	**8051-813**	0.750	4.500	0.688	1.000		**94.32**

CTAP R/L Toolholder

Style A- 0° Side Cutting Edge Angle for 11° positive triangle TPG inserts

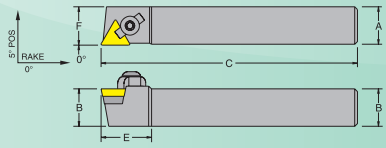

Right hand shown, left hand opposite

Description	Order No. Right	Order No. Left	A & B	C	E	F	Insert Style	Price Each
CTAPR/L08-2J	**8051-386**	**8051-387**	0.500	3.50	0.875	0.515	221	**$ 71.83**
CTAPR/L12-3B	**8051-398**	**8051-399**	0.750	4.50	1.250	0.765	322	**91.11**
CTAPR/L16-3D	**8051-402**	**8051-403**	1.000	6.00	1.250	1.015		**96.93**
CTAPR/L16-4D	**8051-410**	**8051-411**	1.000	6.00	1.250	1.015	432	**96.93**

SDJC R/L Toolholder

Style J- Negative 3° Side Cutting Edge Angle for 7° positive 55° diamond DC_T inserts

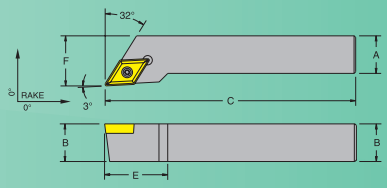

Right hand shown, left hand opposite

Description	Order No. Right	Order No. Left	A & B	C	E	F	Insert Style	Price Each
SDJCR/L06-2J	**8051-872**	**8051-873**	0.375	3.500	0.688	0.500	21.51	**$94.83**
SDJCR/L08-3A	**8051-880**	**8051-881**	0.500	4.000	1.000	0.625	32.52	**94.83**
SDJCR/L12-3B	**8051-888**	**8051-889**	0.750	4.500	1.000	1.000		**123.00**

CTGP R/L Toolholder

Style G- 0° Side Cutting Edge Angle for 11° positive triangle TPG inserts

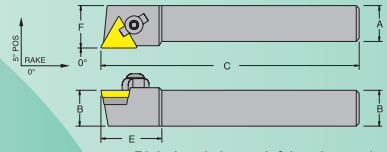

Right hand shown, left hand opposite

Description	Order No. Right	Order No. Left	A & B	C	E	F	Insert Style	Price Each
CTGPR/L10-3B	**8051-492**	**8051-493**	0.625	4.50	1.000	0.875	322	**$ 80.06**
CTGPR/L12-3B	**8051-496**	**8051-497**	0.750	4.50	1.000	1.000		**91.11**

SVJB R/L Toolholder

Style J - Negative 3° Side Cutting Edge Angle for 5° positive 35° diamond VB_T inserts

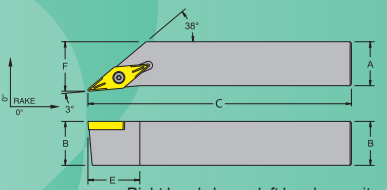

Right hand shown, left hand opposite

Description	Order No. Right	Order No. Left	A & B	C	E	F	Insert Style	Price Each
SVJBR/L12-3B	**8052-006**	**8052-007**	0.750	4.500	1.250	1.000	322	**$138.91**
SVJBR/L16-3D	**8052-014**	**8052-015**	1.000	6.000	10250	1.250		**141.12**

Multi-Lock Toolholders

MTAN R/L Toolholder

Style A- 0° Side Cutting Edge Angle for negative triangle TNM_ inserts

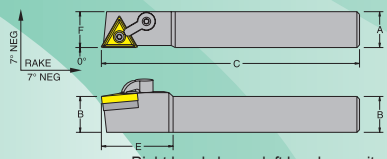

Right hand shown, left hand opposite

Description	Order No. Right	Order No. Left	A & B	C	E	F	Insert Style	Price Each
MTANR/L08-2A	**8050-606**	**8050-607**	0.500	4.00	0.875	0.500	221	**$75.41**
MTANR/L10-3B	**8050-614**	**8050-615**	0.625	4.50	1.000	0.625	322	**81.88**
MTANR/L12-3B	**8050-618**	**8050-619**	0.750	4.50	1.000	0.750		**91.11**

MTEN N Toolholder

Style E- 30° Side Cutting Edge Angle for negative triangle TNM_ inserts

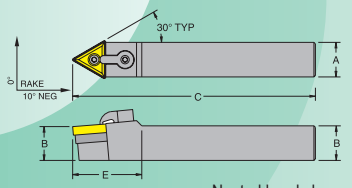

Neutral hand shown

Description	Order No.	A	B	C	E	Insert Style	Price Each
MTENN08-2A	**8050-690**	0.500	0.500	4.00	1.000	221	**$75.41**
MTENN10-3B	**8050-692**	0.625	0.625	4.00	1.125	322	**81.88**
MTENN12-3B	**8050-694**	0.750	0.750	4.50	1.125		**91.11**
MTENN12-4B	**8050-698**	0.750	0.750	4.50	1.500	432	**91.11**
MTENN16-4D	**8050-700**	1.000	1.000	6.00	1.500		**96.93**
MTENN85-4D	**8050-702**	1.000	1.250	6.00	1.500		**106.47**
MTENN20-5D	**8050-706**	1.250	1.250	6.00	1.625	543	**127.77**

MTFN R/L Toolholder

Style F- 0° End Cutting Edge Angle for negative triangle TNM_ inserts

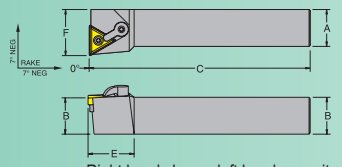

Right hand shown, left hand opposite

Description	Order No. Right	Order No. Left	A & B	C	E	F	Insert Style	Price Each
MTFNR/L12-3B	**8050-738**	**8050-739**	0.750	4.50	1.000	1.000	322	**$91.11**
MTFNR/L16-4D	**8050-754**	**8050-755**	1.000	6.00	1.250	1.250	432	**96.93**
MTFNR/L16-5D	**8050-774**	**-**	1.000	6.00	1.375	1.250	543	**116.32**
MTFNR/L20-5D	**8050-778**	**8050-779**	1.250	6.00	1.375	1.500		**127.77**
MTFNR/L24-6E	**8050-792**	**8050-793**	1.500	7.00	1.500	2.000	663	**224.58**

MTGN R/L Toolholder

Style G- 0° Side Cutting Edge Angle for negative triangle TNM_ inserts

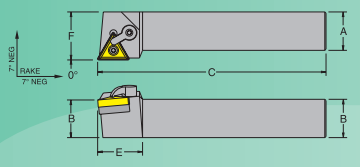

Right hand shown, left hand opposite

Description	Order No. Right	Order No. Left	A & B	C	E	F	Insert Style	Price Each
MTGNR/L08-2A	**8050-802**	**8050-803**	0.500	4.00	0.875	0.625	221	**$75.41**
MTGNR/L10-3B	**8050-810**	**8050-811**	0.625	4.50	1.000	0.875	322	**80.06**
MTGNR/L12-3B	**8050-814**	**8050-815**	0.750	4.50	1.000	1.000		**91.11**
MTGNR/L16-4D	**8050-830**	**8050-831**	1.000	6.00	1.375	1.250	432	**96.93**
MTGNR/L20-4D	**8050-834**	**8050-835**	1.250	6.00	1.375	1.500		**106.47**
MTGNR/L20-5D	**8050-858**	**8050-859**	1.250	6.00	1.500	1.500	543	**127.77**
MTGNR/L24-6E	**8050-872**	**8050-873**	1.500	7.00	1.750	2.000	663	**224.49**

WARNING: This product contains Cobalt and/or Nickel and/or Lead a chemical known to the state of California to cause cancer or birth defects or other reproductive harm. For more information: www.prop65.ca.gov. **WARNING:** Cutting tools may shatter. Always wear approved safety glasses and mask when regrinding.

MTJN R/L Toolholder

Style J- 3° Side Cutting Edge Angle for negative triangle TNM_ inserts

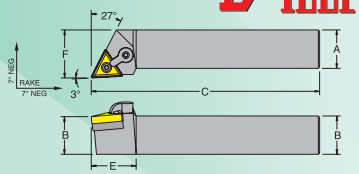

Right hand shown, left hand opposite

Description	Order No. Right	Order No. Left	A & B	C	E	F	Insert Style	Price Each
MTJNR/L08-2A	**8050-882**	**8050-883**	0.500	4.00	0.875	0.625	221	**$75.41**
MTJNR/L10-3B	**8050-890**	**8050-891**	0.625	4.50	1.000	0.875	322	**84.08**
MTJNR/L12-3B	**8050-894**	**8050-895**	0.750	4.50	1.000	1.000		**91.11**
MTJNR/L16-3D	**8050-898**	**8050-899**	1.000	6.00	1.000	1.250	332	**96.93**
MTJNR/L16-4D	**8050-902**	**8050-903**	1.000	6.00	1.250	1.250	432	**96.93**
MTJNR/L20-4D	**8050-906**	**8050-907**	1.250	6.00	1.250	1.500		**106.47**
MTJNR/L20-5D	**8050-918**	**8050-919**	1.250	6.00	1.500	1.500	543	**127.77**
MTJNR/L24-5E	**8050-922**	**8050-923**	1.500	7.00	1.500	2.000		**172.75**
MTJNR/L24-6E	**8050-934**	**8050-935**	1.500	7.00	1.625	2.000	663	**299.00**

MVJN R/L Toolholder

Style J- Negative 3° Side Cutting Edge Angle for negative 35° diamond VNM_ inserts

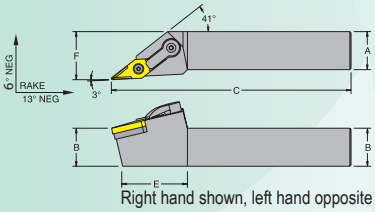

Right hand shown, left hand opposite

Description	Order No. Right	Order No. Left	A & B	C	E	F	Insert Style	Price Each
MVJNR/L12-3B	**8051-062**	**8051-063**	0.75	4.50	1.750	1.00	332	**$149.00**
MVJNR/L16-3C	**8051-066**	**8051-067**	1.00	1.00	1.750	1.25		**158.77**
MVJNR/L16-3D	**8051-070**	**8051-071**	1.00	1.00	1.750	1.25		**158.77**
MVJNR/L20-3D	**8051-074**	**8051-075**	1.25	1.25	1.750	1.50		**176.07**
MVJNR/L16-4D	**8051-090**	**8051-091**	1.00	6.00	2.125	1.25	432	**165.68**
MVJNR/L20-4D	**8051-094**	**8051-095**	1.25	6.00	2.125	1.50		**176.07**
MVJNR/L24-4E	**8051-098**	**8051-099**	1.50	7.00	2.125	2.00		**216.06**

MVLN R/L Toolholder

Style L- Negative 5° End Cutting Edge Angle for negative 35° diamond VNM_ inserts

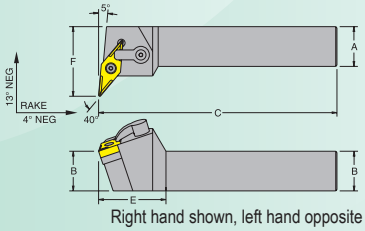

Right hand shown, left hand opposite

Description	Order No. Right	Order No. Left	A & B	C	E	F	Insert Style	Price Each
MVLNR/L16-4C	**8051-108**	**-**	1.00	5.00	1.50	1.75	432	**$165.68**
MVLNR/L16-4D	**8051-112**	**8051-113**	1.00	6.00	1.50	1.75		**165.68**
MVLNR/L20-4D	**8051-116**	**8051-117**	1.25	6.00	1.50	2.00		**176.07**

MVTN R/L Toolholder

Style N- Negative 27.5° End Cutting Edge Angle for negative 35° diamond VNM_ inserts

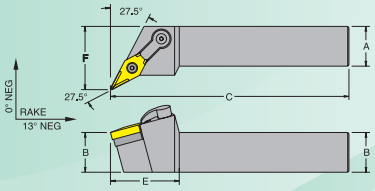

Right hand shown, left hand opposite

Description	Order No. Right	Order No. Left	A & B	C	E	F	Insert Style	Price Each
MVTNR/L16-3D	**8051-142**	**8051-143**	1.00	6.00	1.625	1.25	332	**$158.77**
MVTNR/L20-3D	**8051-146**	**8051-147**	1.25	6.00	1.625	1.50		**176.07**

MVVN N Toolholder

Style V- 17.5° Side Cutting Edge Angle for negative 35° diamond VNM_ inserts

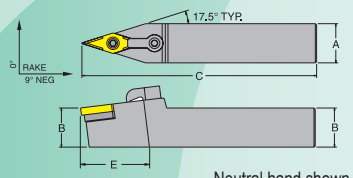

Neutral hand shown

Description	Order No.	A	B	C	E	Insert Style	Price Each
MVVNN12-3B	**8051-160**	0.75	0.75	4.50	1.75	332	**$ 149.00**
MVVNN16-3D	**8051-164**	1.00	1.00	6.00	1.75		**158.77**
MVVNN16-4D	**8051-168**	1.00	1.00	6.00	2.25	432	**158.77**

Boring Bars

S-MCLN R/L Boring Bar

Style L - Negative 5° Side & End Cutting Edge Angle for negative 80° diamond CNM_ inserts



Right hand shown, left hand opposite

Description	Order No. Right	Order No. Left	Min. Bore B	C	D	F	K°	CNM Gage Insert	Price Each
S12S-MCLNR/L-4	8055-006	8055-007	1.000	10.0	0.75	0.500	14°	432	$259.82
S16T-MCLNR/L-4	8055-010	8055-011	1.280	12.0	1.00	0.640	14°		326.28
S20U-MCLNR/L-4	8055-014	8055-015	1.530	14.0	1.25	0.765	14°	432	348.44
S24U-MCLNR/L-4	8055-018	8055-019	0.780	14.0	1.50	0.890	11°		382.67
S28U-MCLNR/L-4	8055-022	8055-023	2.030	14.0	1.75	1.015	11°		422.97
S32V-MCLNR/L-4	8055-024	8055-025	2.562	16.0	2.00	1.261	11°		450.43
S24U-MCLNR/L-5	8055-026	8055-027	2.374	14.0	1.50	1.187	11°	543	382.67
S32V-MCLNR/L-5	8055-030	8055-031	2.562	16.0	2.00	1.281	11°		450.43
S40V-MCLNR/L-5	8055-034	8055-035	3.062	16.0	2.50	1.531	11°		588.85
S32V-MCLNR/L-6	8055-042	8055-043	2.562	16.0	2.00	1.281	11°	643	450.43
S40V-MCLNR/L-6	8055-050	8055-051	3.062	16.0	2.50	1.531	11°		588.85

S-MDUN R/L Boring Bar

Style U - Negative 3° End Cutting Edge Angle for negative 55° diamond DNM_ inserts

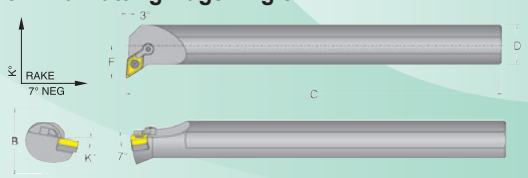

Right hand shown, left hand opposite

Description	Order No. Right	Order No. Left	Min. Bore B	C	D	F	K°	DNM Gage Insert	Price Each
S16T-MDUNR/L-3	8055-066	8055-067	1.300	12.0	1.00	0.750	14°	332	$326.28
S20U-MDUNR/L-4	8055-070	8055-071	2.00	14.0	1.25	1.000	14°	432	395.50
S24U-MDUNR/L-4	8055-074	8055-075	2.25	14.0	1.50	1.125	11°		435.06
S28U-MDUNR/L-4	8055-078	8055-079	2.50	14.0	1.75	1.250	11°		477.35
S32V-MDUNR/L-4	8055-082	8055-083	3.00	16.0	2.00	1.375	11°		511.57
S40V-MDUNR/L-5	8055-098	8055-099	3.50	16.0	2.50	1.750	11°	543	648.17

S-MSKN R/L Boring Bar

Style K - 15° End Cutting Edge Angle for negative square SNM_ inserts

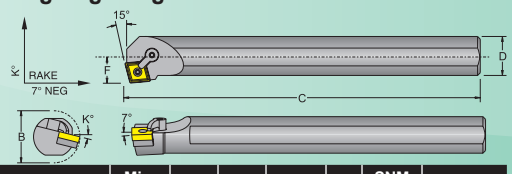

Right hand shown, left hand opposite

Description	Order No. Right	Order No. Left	Min. Bore B	C	D	F	K°	SNM Gage Insert	Price Each
S20U-MSKNR/L-4	8055-100	8055-101	1.47	14.0	1.25	0.765	14°	432	$348.44
S24U-MSKNR/L-4	8055-102	8055-103	1.76	14.0	1.50	0.890	10°	432	382.67
S28U-MSKNR/L-4	8055-104	-	2.01	14.0	1.75	1.015	10°		422.97
S32V-MSKNR/L-6	8055-106	8055-107	2.40	16.0	2.00	1.281	12°	643	450.43

S-MTFN R/L Boring Bar

Style F - 0° End Cutting Edge Angle for negative triangle TNM_ inserts

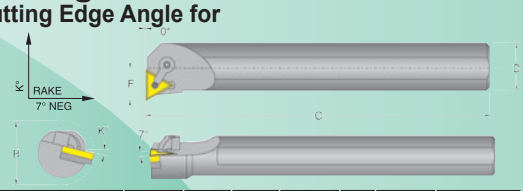

Right hand shown, left hand opposite

Description	Order No. Right	Order No. Left	Min. Bore B	C	D	F	K°	TNM Gage Insert	Price Each
S12S-MTFNR/L-3	8055-150	-	1.000	10.0	0.75	0.500	14°	322	$259.82
S16T-MTFNR/L-3	8055-154	8055-155	1.280	12.0	1.00	0.640	14°	322	326.28
S20U-MTFNR/L-3	8055-158	8055-159	1.530	14.0	1.25	0.765	14°	332	348.44
S24U-MTFNR/L-3	8055-162	-	1.780	14.0	1.50	0.890	11°		382.67
S20U-MTFNR/L-4	8055-170	8055-171	1.530	14.0	1.25	0.765	14°	432	348.44
S24U-MTFNR/L-4	8055-174	8055-175	2.060	14.0	1.50	0.890	11°		382.67
S32V-MTFNR/L-4	8055-182	8055-183	2.562	16.0	2.00	1.281	11°		450.43
S40V-MTFNR/L-4	8055-190	8055-191	3.062	16.0	2.50	1.531	11°		588.85

S-MTUN R/L Boring Bar

Style U - Negative 3° End Cutting Edge Angle for negative triangle TNM_ inserts

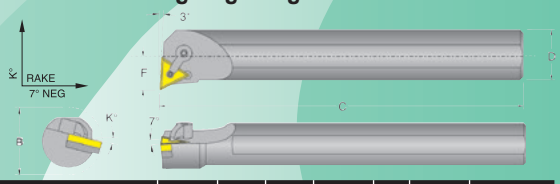

Right hand shown, left hand opposite

Description	Order No. Right	Order No. Left	Min. Bore B	C	D	F	K°	DNM Gage Insert	Price Each
S12S-MTUNR/L-3	8055-204	8055-205	1.000	10.0	0.75	0.500	14°	332	$259.82
S16T-MTUNR/L-3	8055-208	8055-209	1.280	12.0	1.00	0.640	14°	322	326.28
S20U-MTUNR/L-3	8055-212	8055-213	1.530	14.0	1.25	0.766	14°	332	348.44
S24U-MTUNR/L-3	8055-216	8055-217	2.060	14.0	1.50	0.890	11°		382.67
S20U-MTUNR/L-4	8055-220	8055-221	1.530	14.0	1.25	0.765	14°	432	348.44
S24U-MTUNR/L-4	8055-224	8055-225	2.060	14.0	1.50	0.890	11°		382.67
S32V-MTUNR/L-4	8055-228	8055-229	2.562	16.0	2.00	1.281	11°		450.43

S-MVUN R/L Boring Bar

Style U - Negative 3° Side Cutting Edge Angle for negative 35° diamond VNM_ inserts

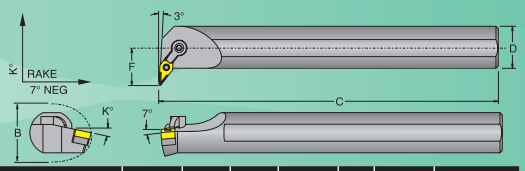

Right hand shown, left hand opposite

Description	Order No. Right	Order No. Left	Min. Bore B	C	D	F	K°	VNM Gage Insert	Price Each
S16T-MVUNR/L-3	8055-266	8055-267	2.00	12.0	1.00	1.000	14°	332	$374.80
S20U-MVUNR/L-3	8055-270	8055-271	2.25	14.0	1.25	1.125	14°		415.40
S24U-MVUNR/L-3	8055-274	8055-275	2.50	14.0	1.50	1.250	11°		454.89
S32V-MVUNR/L-4	8055-282	8055-283	3.25	16.0	2.00	1.625	11°	432	511.57

S-MVXN R/L Boring Bar

Style X - Negative 5° Back Boring Cutting Edge Angle for negative 35° diamond VNM_ inserts

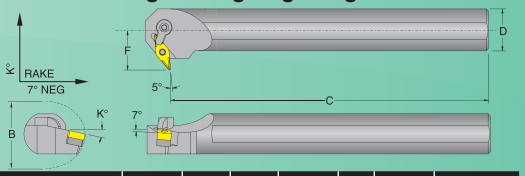

Right hand shown, left hand opposite

Description	Order No. Right	Order No. Left	Min. Bore B	C	D	F	K°	VNM Gage Insert	Price Each
S24U-MVXNR/L-3	8055-300	8055-301	2.25	14.0	1.50	1.1250	11°	332	$454.89
S32V-MVXNR/L-4	8055-308	-	3.00	16.0	2.00	1.500	11°	432	511.57

S-MWLN R/L Boring Bar

Style L - Negative 5° End & Side Cutting Edge Angle for negative trigon WNM_ inserts

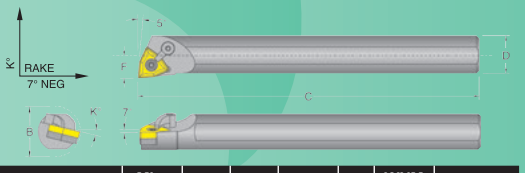

Right hand shown, left hand opposite

Description	Order No. Right	Order No. Left	Min. Bore B	C	D	F	K°	WNM Gage Insert	Price Each
S12S-MWLNR/L-3	8055-318	8055-319	1.00	10.0	0.75	0.500	14°	332	$259.82
S16T-MWLNR/L-3	8055-320	8055-321	1.28	12.0	1.00	0.640	14°		326.28
S16T-MWLNR/L-4	8055-322	8055-323	1.28	12.0	1.00	0.640	14°	432	326.28
S20U-MWLNR/L-4	8055-326	8055-327	1.53	14.0	1.25	0.765	14°	432	348.44
S24U-MWLNR/L-4	8055-330	8055-331	1.78	14.0	1.50	0.890	11°		382.67

WARNING: This product contains Cobalt and/or Nickel and/or Lead a chemical known to the state of California to cause cancer or birth defects or other reproductive harm. For more information: www.prop65.ca.gov. **WARNING:** Cutting tools may shatter. Always wear approved safety glasses and mask when regrinding.

Boring Bars

WARNING: This product contains Cobalt and/or Nickel and/or Lead a chemical known to the state of California to cause cancer or birth defects or other reproductive harm. For more information: www.prop65.ca.gov.
WARNING: Cutting tools may shatter. Always wear approved safety glasses and mask when regrinding.

S-SCLC R/L Boring Bar

Style L - Negative 5° End & Side Cutting Edge Angle for 7° positive 80° diamond CC_T inserts

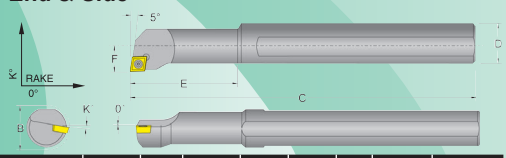

Right hand shown, left hand opposite

Description	Order No. Right	Order No. Left	Min. Bore B	C	D	E	F	K°	CC_T Gage Insert	Price Each
S06M-SCLCR/L-2	**8055-470**	**8055-471**	0.477	6.00	0.375	0.625	.250	15°	21.51	**$144.69**
S08M-SCLCR/L-2	**8055-474**	**8055-475**	0.602	6.00	0.500	0.750	.312	13°		**136.50**
S10R-SCLCR/L-2	**8055-478**	**8055-479**	0.812	8.00	0.625	1.250	.406	10°		**136.50**
										161.49
S08M-SCLCR/L-3	**8055-482**	**8055-483**	0.625	6.00	0.500	1.250	.312	13°	32.52	**136.50**
S10R-SCLCR/L-3	**8055-486**	**8055-487**	0.797	6.00	0.625	1.250	.406	10°		**161.49**
S12S-SCLCR/L-3	**8055-490**	**8055-491**	0.954	10.00	0.750	1.875	.500	8°	35.52	**194.19**
S16T-SCLCR/L-3	**8055-494**	**8055-495**	1.250	12.00	1.000	2.500	.625	7°		**305.69**
S16T-SCLCR/L-4	**8055-498**	**8055-499**	1.280	12.0	1.000	2.500	.640	7°	432	**305.69**
S20U-SCLCR/L-4	**8055-502**	**8055-503**	1.530	14.0	1.250	2.500	.765	5°		**330.68**
S24U-SCLCR/L-4	**8055-506**	**8055-507**	1.780	14.0	1.500	2.500	.890	5°		**361.43**

S-SDUC R/L Boring Bar

Style U - Negative 3° End Cutting Edge Angle for 7° positive 55° diamond DC_T inserts

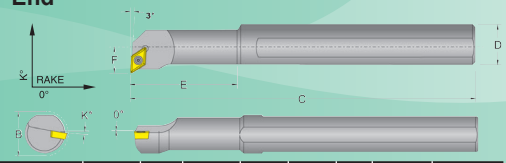

Right hand shown, left hand opposite

Description	Order No. Right	Order No. Left	Min. Bore B	C	D	E	F	K°	DC_T Gage Insert	Price Each
S06M-SDUCR/L-2	**8055-560**	**8055-561**	0.625	6.00	0.375	0.625	.375	11°	21.51	**$147.83**
S08M-SDUCR/L-2	**8055-564**	**8055-565**	0.780	6.00	0.500	0.750	.437	11°		**147.83**
S10R-SDUCR/L-2	**8055-568**	**8055-569**	0.840	8.00	0.625	1.250	.500	5°		**198.03**
S12S-SDUCR/L-3	**8055-572**	**8055-573**	1.125	10.00	0.750	1.250	.562	6°	32.52	**236.49**
S16T-SDUCR/L-3	**8055-576**	**8055-577**	1.500	12.00	1.000	1.250	.750	4°		**334.51**
S20U-SDUCR/L-3	**8055-580**	**8055-581**	1.750	14.00	1.125	1.875	.875	4°		**361.43**

S-CTFP R/L Boring Bar

Style F - 5° End Cutting Edge Angle for positive triangle TPG inserts

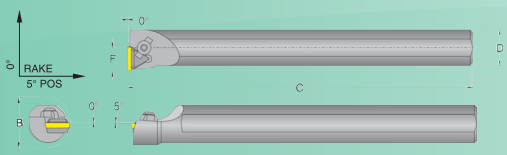

Right hand shown, left hand opposite

Description	Order No. Right	Order No. Left	Min. Bore B	C	D	F	TPG Gage Insert	Price Each
S10S-CTFPR/L-2	**8055-358**	**8055-359**	0.770	10.0	0.625	0.406	221	**$ 234.37**
S12S-CTFPR/L-3	**8055-360**	**8055-361**	1.125	10.0	0.750	0.500	322	**259.82**
S16T-CTFPR/L-3	**8055-364**	**8055-365**	1.280	12.0	1.000	0.640	322	**326.28**
S20U-CTFPR/L-3	**8055-368**	**8055-369**	1.530	14.0	1.250	0.765		**348.44**
S24U-CTFPR/L-3	**8055-372**	**8055-373**	1.840	14.0	1.500	0.890		**382.67**
S20U-CTFPR/L-4	**8055-380**	**8055-381**	1.530	14.0	1.250	0.765	432	**348.44**
S24U-CTFPR/L-4	**8055-384**	**8055-385**	2.060	14.0	1.500	0.890		**382.67**

S-STUC R/L Boring Bar

Style U - Negative 3° End Cutting Edge Angle for7° positive triangle TC_T inserts

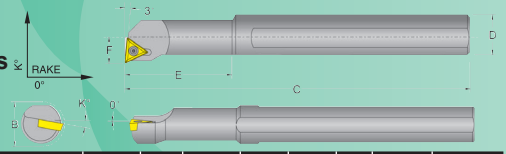

Right hand shown, left hand opposite

Description	Order No. Right Hand	Min. Bore B	C	D	E	F	K°	TC_T Gage Insert	Price Each
S06M-STUCR-2	**8055-628**	0.477	6.00	0.375	0.625	.250	15°	21.51	**$ 136.50**
S08M-STUCR-2	**8055-629**	0.602	6.00	0.500	0.750	.312	13°		**136.50**
S10R-STUCR-2	**8055-630**	0.797	8.00	0.625	1.250	.406	10°		**161.49**
S12S-STUCR-3	**8055-631**	0.954	10.00	0.750	1.875	.500	8°	32.52	**194.19**
S16T-STUCR-3	**8055-632**	1.280	12.00	1.000	2.500	640	7°		**305.69**

S-SVUC R/L Boring Bar

Style U - Negative 3° End Cutting Edge Angle for 7° positive 35° diamond VC_T inserts

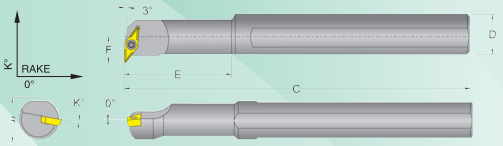

Right hand shown, left hand opposite

Description	Order No. Right	Order No. Left	Min. Bore B	C	D	E	F	K°	DC_T Gage Insert	Price Each
S12S-SVUCR/L-2	**8055-800**	**8055-801**	1.125	10.0	0.75	1.250	0.625	6°	221	**$ 254.50**
S16T-SVUCR/L-2	**8055-804**	**-**	1.300	12.0	1.00	1.500	0.750	6°		**351.56**
S16T-SVUCR/L-3	**8055-808**	**8055-809**	1.625	12.0	1.00	1.500	0.750	6°	332	**351.56**
S20U-SVUCR/L-3	**8055-812**	**8055-813**	1.625	14.0	1.25	2.000	1.000	6°		**379.02**

S-SCLP R/L Boring Bar

Style L - Negative 5° End & Side Cutting Edge Angle for 11° positive 80° diamond CP_T inserts

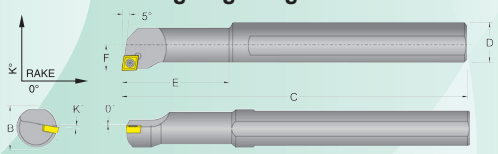

Right hand shown, left hand opposite

Description	Order No. Right	Order No. Left	Min. Bore B	C	D	E	F	K°	DC_T Gage Insert	Price Each
S06M-SCLPR/L-2	**8055-761**	**-**	0.48	6.0	0.375	0.625	0.250	6°	21.51	**$ 136.50**
S08R-SCLPR/L-2	**8055-763**	**8055-764**	0.60	8.0	0.500	0.750	0.312	3°		**136.50**
S10S-SCLPR/L-3	**8055-767**	**8055-768**	0.77	10.0	0.625	1.250	0.406	2°	32.52	**161.49**
S12S-SCLPR/L-3	**8055-769**	**8055-770**	0.93	10.0	0.750	1.250	0.500	2°		**194.19**
S16T-SCLPR/L-3	**8055-771**	**8055-772**	1.20	12.0	1.000	1.875	0.640	0°		**305.69**

- **Small Hole Capacity** - to a minimum of .500
- **High Tech** - Insert pocket has been scientifically designed to eliminate vibration and maximize the depth of cut
- **Rigidity** - Bar made of heat treated, precision ground alloy steel
- **Insert Locking** - The insert is securely held with the Torx screw to reduce tool slipping
- **Better Finish** - The clearance angle of the insert, in relation to the cutting edge, gives the best micro finish
- **Fast Material Removal** - The positive insert with advanced chip breaker design for heavier cuts

STCMB Boring Bar

From Roughing to Finishing, Square Shoulders to Through Bores for 7° positive triangle TCMT Inserts

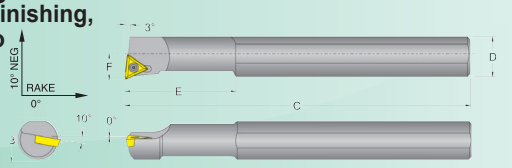

Right hand shown

Description	Order No. Right Hand	Min. Bore B	C	D	E	F	TC_T Gage Insert	Price Each
STCMB06-2	**8055-738**	0.500	5.00	0.500	1.25	.208	21.51	**$136.50**
STCMB08-2	**8055-740**	0.590	6.00	0.500	1.50	.287		**136.50**
STCMB10-2	**8055-742**	0.750	8.00	0.625	2.25	.350		**161.49**
STCMB12-3	**8055-744**	0.845	10.0	0.750	2.50	.422	32.52	**194.19**
STCMB16-3	**8055-746**	1.115	12.0	1.000	3.00	.555		**305.69**
STCMB20-4	**8055-748**	1.370	12.0	1.250	3.50	.682	432	**330.68**

TPBN Boring Bar

From Roughing to Finishing, Square Shoulders to Through Bores For 11° positive triangle TPGH or TPGB Inserts

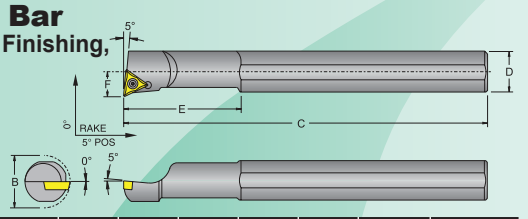

Right hand shown

Description	Order No. Right Hand	Min. Bore B	C	D	E	F	TC_T Gage Insert	Price Each
TPBN06-2	**8055-658**	0.450	5.00	0.500	1.25	.208	21.51	**$ 91.85**
TPBN08-2	**8055-660**	0.590	6.00	0.500	1.50	.287		**94.26**
TPBN10-2	**8055-662**	0.682	8.00	0.625	2.25	.350		**96.09**
TPBN12-3	**8055-664**	0.845	10.0	0.750	2.50	.422	322	**101.08**
TPBN16-3	**8055-666**	1.115	12.0	1.000	3.00	.555		**172.80**
TPBN20-3	**8055-668**	1.370	12.0	1.250	3.50	.682		**197.21**
TPBN20-4	**8055-670**	1.370	12.0	1.250	3.50	.682	432	**197.21**

Miniature Boring Bars

WARNING: This product contains Cobalt and/or Nickel and/or Lead a chemical known to the state of California to cause cancer or birth defects or other reproductive harm. For more information: www.prop65.ca.gov.
WARNING: Cutting tools may shatter. Always wear approved safety glasses and mask when regrinding.

MINI S-SCLC R/L Boring Bar

Style L - Negative 5° End & Side Cutting Edge Angle for 7° positive 80° diamond CC_T inserts

Description	Order No. Right	Order No. Left	Min. Bore B	C	D	D1	E	F	K°	CC_T Gage Insert	Price Each
S06H-SCLCR/L-2	**8055-450**	**8055-451**	.394	4.0	.375	.315	1.25	.236	-11°		**$ 90.11**
S08K-SCLCR/L-2	**8055-454**	**8055-455**	.550	5.0	.500	.390	1.50	.275	-9°	21.51	**90.11**
S10M-SCLCR/L-2	**8055-458**	**8055-459**	.708	6.0	.625	.472	2.00	.354	-7°		**106.58**

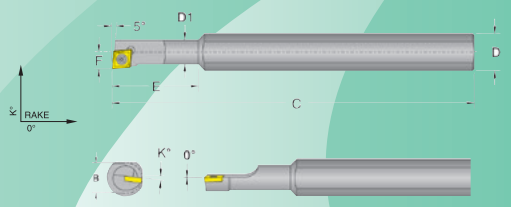

Right hand shown, left hand opposite

MINI S-SDUC R/L Boring Bar

Style U - Negative 3° End Cutting Edge Angle for 7° positive 55° diamond DC_T inserts

Description	Order No. Right Hand	Min. Bore B	C	D	E	F	F1	K°	DC_T Gage Insert	Price Each
S06H-SDUCR/L-2	**8055-540**	.492	4.0	.375	0.875	.324	.197	-11°		**$ 97.57**
S08K-SDUCR/L-2	**8055-544**	.610	5.0	.500	1.125	.383	.197	-9°	21.51	**97.57**
S10M-SDUCR/L-2	**8055-548**	.768	6.0	.625	1.500	.433	.197	-7°		**130.71**

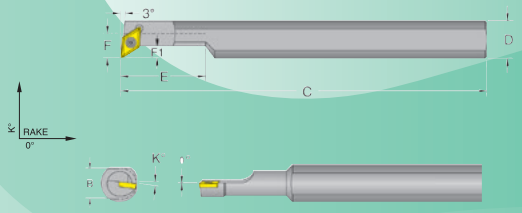

Right hand shown, left hand opposite

MINI S-STUC R Boring Bar

Style U - Negative 3° End Cutting Edge Angle for 7° positive triangle TC_T inserts

Description	Order No. Right Hand	Min. Bore B	C	D	D1	E	F	TC_T Gage Insert	Price Each
S06H-STUCR-1.2-2	**8055-724**	.286	4.0	.375	.265	1.125	.143		**$ 90.11**
S08H-STUCR-1.2-3	**8055-726**	.313	4.0	.500	.300	1.125	.157	52.50	**90.11**
S08H-STUCR-1.2-4	**8055-728**	.374	4.0	.625	.358	1.125	.189		**90.11**

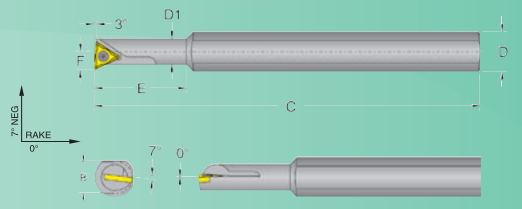

Right hand shown, left hand opposite

MINI S-SWUC R Boring Bar

Style U - Negative 3° End Cutting Edge Angle for 7° positive 80° trigon WC_T inserts

Description	Order No. Right Hand	Min. Bore B	C	D	D1	E	F	K°	WC_T Gage Insert	Price Each
S08H-SWUCR-1.2-2	**8055-900**	0.228	4.0	.50	.197	0.750	.144	-11°		**$ 90.11**
S08H-SWUCR-1.2-3	**8055-902**	0.308	4.0	.50	.236	1.000	.154	-11°	1.210	**90.11**
S08H-SWUCR-1.2-4	**8055-904**	0.374	4.0	.50	.300	1.125	.189	-11°		**90.11**

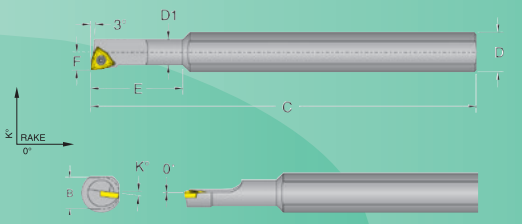

Right hand shown, left hand opposite

MINI S-SWUC R Boring Bar

Style U - Negative 3° End Cutting Edge Angle for 7° positive 80° trigon WC_T inserts

Description	Order No. Right Hand	Min. Bore B	C	D	D1	E	F	K°	WC_T Gage Insert	Price Each
S06H-SWUCR-2	**8055-906**	.394	4.0	.375	.315	1.25	.236	-11°		**$ 90.11**
S08K-SWUCR-2	**8055-907**	.550	5.0	.500	.390	1.50	.275	-9°	21.51	**90.11**
S10M-SWUCR-2	**8055-908**	.708	6.0	.625	.472	2.00	.354	-7°		**106.58**

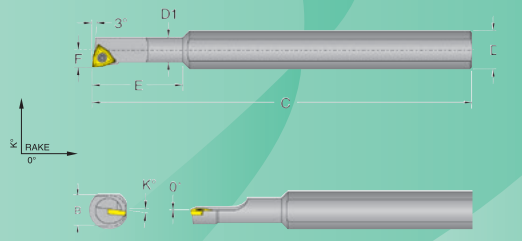

Right hand shown, left hand opposite

WARNING: This product contains Cobalt and/or Nickel and/or Lead a chemical known to the state of California to cause cancer or birth defects or other reproductive harm. For more information: www.prop65.ca.gov. WARNING: Cutting tools may shatter. Always wear approved safety glasses and mask when regrinding.

Jet-Stream™ Thru Coolant Turning & Boring Tools

Dorian Tool's Jet-Stream™ Thru Coolant Cutting Tools use a patented thru-coolant locking clamp which is precisely aimed to direct high pressure, high velocity coolant exactly onto the cutting edge of the carbide insert, from a short distance of ¼".

This controlled Jet-Stream coolant, directed onto the insert/chip interface (right under the chip and over the insert cutting edge) will dissipate the generated heat very effectively as well as lubricate the cutting edge of the insert, causing the chips to hydroplane over the insert surface in stead of adhering to it. As a result, the insert will operate at a constant low temperature, with a clean and undamaged cutting edge, changing the way metal is cut.

Higher speeds and feeds can be achieved, with a better surface finish, tolerance control and machining performance. The insert life is extended up to 200%.

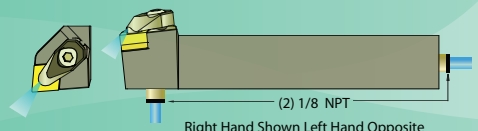

Right Hand Shown Left Hand Opposite

Description	Order No. R.H.	Order No. L.H.	Size	CNM_ Gage Insert	Price Each
ADCLNR/L-12-4B	8053-000	8053-001	0.75	432	$ 193.51
ADCLNR/L-16-4D	8053-002	8053-003	1.00	432	223.37
ADCLNR/L-20-4D	8053-004	8053-005	1.25	432	237.39

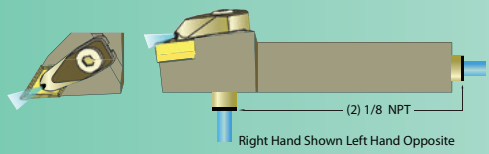

Right Hand Shown Left Hand Opposite

ADDJN Description	Order No. R.H.	Order No. L.H.	Shank Size	DNM_ Gage Insert	Price Each
ADDJNR/L-12-4B	8053-018	8053-019	0.75	432	$ 223.25
ADDJNR/L-16-4D	8053-020	8053-021	1.00	432	239.31
ADDJNR/L-20-4D	8053-022	8053-023	1.25	432	254.34

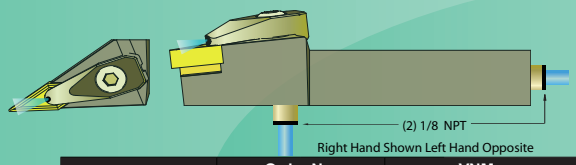

Right Hand Shown Left Hand Opposite

ADVJN Description	Order No. R.H.	Order No. L.H.	Shank Size	VNM_ Gage Insert	Price Each
ADVJNR/L-12-3B	8053-081	8053-082	0.75	332	$ 223.25
ADVJNR/L-16-3D	8053-083	8053-084	1.00	332	239.31
ADVJNR/L-20-3D	8053-085	8053-086	1.25	332	254.34

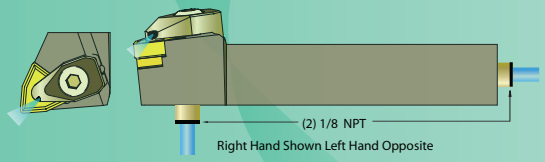

Right Hand Shown Left Hand Opposite

ADWLN Description	Order No. R.H.	Order No. L.H.	Shank Size	WNM_ Gage Insert	Price Each
ADWLNR/L-12-4B	8053-095	8053-096	0.75	432	$ 193.51
ADWLNR/L-16-4D	8053-099	8053-100	1.00	432	223.37
ADWLNR/L-20-4D	8053-101	8053-102	1.25	432	237.39

Right Hand Shown Left Hand Opposite

AS-ADCLN Description	Order No. R.H.	Order No. L.H.	Bar Dia.	Min. Bore	CNM_ Gage Insert	Price Each
AS-12R-ADCLNR/L-3	8053-120	8053-121	0.75	1.000	322	$ 357.05
AS-16R-ADCLNR/L-4	8053-122	8053-123	1.00	1.280	432	439.43
AS-20S-ADCLNR/L-4	8053-124	8053-125	1.25	1.530	432	494.36
AS-24S-ADCLNR/L-4	8053-126	8053-127	1.50	1.780	432	521.83
AS-32T-ADCLNR/L-4	8053-128	-	2.00	2.562	432	659.15

Right Hand Shown Left Hand Opposite

AS-ADDUN Description	Order No. R.H.	Order No. L.H.	Bar Dia.	Min. Bore	DNM_ Gage Insert	Price Each
AS-16R-ADDUNR/L-3	8053-137	8053-138	1.00	1.300	332	$ 439.43
AS-20S-ADDUNR/L-4	8053-139	8053-140	1.25	2.000	432	494.36
AS-24S-ADDUNR/L-4	8053-141	8053-142	1.50	2.250	432	521.83

Right Hand Shown Left Hand Opposite

AS-ADVUN Description	Order No. R.H.	Order No. L.H.	Bar Dia.	Min. Bore	VNM_ Gage Inser	Price Each
AS-20S-ADVUNR/L-3	8053-189	8053-190	1.25	2.250	332	$ 566.19
AS-24S-ADVUNR/L-3	8053-191	8053-192	1.50	2.500	332	576.76

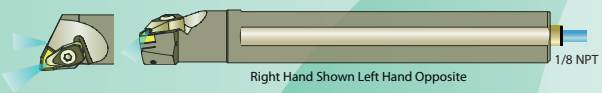

Right Hand Shown Left Hand Opposite

AS-ADWLN Description	Order No. R.H.	Order No. L.H.	Bar Dia.	Min. Bore	WNM_ Gage Insert	Price Each
AS-12R-ADWLNR/L-3	8053-198	8053-199	0.75	1.000	332	$ 357.05
AS-16R-ADWLNR/L-4	8053-200	8053-201	1.00	1.280	432	439.43
AS-20S-ADWLNR/L-4	8053-202	8053-203	1.25	1.530	432	494.36
AS-24S-ADWLNR/L-4	8053-204	8053-205	1.50	1.780	432	521.83
AS-32T-ADWLNR/L-4	8053-206	8053-207	2.00	2.000	432	659.15

Milling Inserts

WARNING: This product contains Cobalt and/or Nickel and/or Lead a chemical known to the state of California to cause cancer or birth defects or other reproductive harm. For more information: www.prop65.ca.gov.
WARNING: Cutting tools may shatter. Always wear approved safety glasses and mask when regrinding.

New Coatings

Using the latest and most advanced technology for the coating to give the insert the optimum performance in any milling application and materials.

DASK25B/DNP10HM

C2 Substrate with PVD TiN-TiAlN-TiN multi-layer coating. For general purpose milling of non-ferrous metals such as aluminum, copper, brass, and bronze, high temp alloys, 300-series stainless steels and cast iron with medium to high SFM.

DHP440F/DMP35UM

C5 Substrate with PVD TiAlN coating. For general purpose milling of carbon steels, alloy steels and tool steels in annealed state with medium to high SFM.

DASP35B/DUP30M/DPP30UM

C5 Substrate with PVD TiN-TiAlN-TiN multi-layer coating. For general purpose milling of carbon steels, alloy steels and tool steels in annealed state with medium to high SFM.

DUP25GT

C2 Substrate with PVD TiN-TiAlN coating. For general purpose milling of carbon steels, alloy steels and tool steels in annealed state with medium to high SFM.

Insert Type

APKT



TDEX 60°



TDEX 45°



Description	Grade	Application	Cutting Condition	Order No.	Price Each
APKT-1003-PDSR	DPC25UM	Ferrous	General Purpose	**8094-758**	**$15.67**
APKT-1003-PDSR	DMC35UM	Stainless Steel	General Purpose	**8094-754**	**15.67**
APKT-1003-PDSR	DKC10UM	Cast Iron	General Purpose	**8094-753**	**17.26**
APKT-1604-PDSR	DPC25UM	Ferrous	General Purpose	**8094-768**	**18.61**
APKT-1604-PDSR	DMC35RM	Stainless Steel	General Purpose	**8094-764**	**18.61**
APKT-1604-PDSR	DKC10UM	Cast Iron	General Purpose	**8094-763**	**18.61**
TDEX-110204-XDEN	DNP10HM	Non-Ferrous	General Purpose (60º)	**8095-427**	**19.98**
TDEX-110204-XDEN	DPP30UM	Ferrous	General Purpose (60º)	**8095-421**	**17.61**
TDEX-110204-XDEN	DMP35UM	Ferrous	Heavy Roughing (60º)	**8095-423**	**19.16**
TDEX-110208-XDEN	DNP10HM	Non-Ferrous	General Purpose (60º)	**8095-437**	**19.98**
TDEX-110208-XDEN	DPP30UM	Ferrous	General Purpose (60º)	**8095-431**	**17.61**
TDEX-110208-XDEN	DMP35UM	Ferrous	Heavy Roughing (60º)	**8095-433**	**19.16**
TDEX-160304-XDEN	DNP10HM	Non-Ferrous	General Purpose (60º)	**8095-451**	**22.21**
TDEX-160304-XDEN	DPP30UM	Ferrous	General Purpose (60º)	**8095-447**	**19.80**
TDEX-160304-XDEN	DMP35UM	Ferrous	Heavy Roughing (60º)	**8095-449**	**21.93**
TDEX-160308-XDEN	DNP10HM	Non-Ferrous	General Purpose (60º)	**8095-457**	**22.21**
TDEX-160308-XDEN	DPP30UM	Ferrous	General Purpose (60º)	**8095-453**	**19.80**
TDEX-160308-XDEN	DMP35UM	Ferrous	Heavy Roughing (60º)	**8095-455**	**21.93**
TDEX-220404-XDEN	DNP10HM	Non-Ferrous	General Purpose (60º)	**8095-469**	**29.79**
TDEX-220404-XDEN	DPP30UM	Ferrous	General Purpose (60º)	**8095-461**	**29.52**
TDEX-220404-XDEN	DMP35UM	Ferrous	Heavy Roughing (60º)	**8095-463**	**31.12**
TDEX-220408-XDEN	DNP10HM	Non-Ferrous	General Purpose (60º)	**8095-479**	**29.79**
TDEX-220408-XDEN	DPP30UM	Ferrous	General Purpose (60º)	**8095-471**	**29.52**
TDEX-220408-XDEN	DMP35UM	Ferrous	Heavy Roughing (60º)	**8095-473**	**31.12**
TDEX-090202-XDEN	DNP10HM	Non-Ferrous	General Purpose (45º)	**8095-498**	**20.37**
TDEX-090202-XDEN	DPP30UM	Ferrous	General Purpose (45º)	**8095-491**	**21.19**
TDEX-090202-XDEN	DMP35UM	Ferrous	Heavy Roughing (45º)	**8095-493**	**21.19**
TDEX-090204-XDEN	DNP10HM	Non-Ferrous	General Purpose (45º)	**8095-508**	**20.37**
TDEX-090204-XDEN	DPP30UM	Ferrous	General Purpose (45º)	**8095-501**	**21.19**
TDEX-090204-XDEN	DMP35UM	Ferrous	Heavy Roughing (45º)	**8095-503**	**21.63**
TDEX-17T304-XDEN	DNP10HM	Non-Ferrous	General Purpose (45º)	**8095-518**	**22.44**

Inserts are sold in standard packs of 5. Pricing is each.

Milling Inserts

WARNING: This product contains Cobalt and/or Nickel and/or Lead a chemical known to the state of California to cause cancer or birth defects or other reproductive harm. For more information: www.prop65.ca.gov. WARNING: Cutting tools may shatter. Always wear approved safety glasses and mask when regrinding.

DORIAN TOOL

8

New Coatings

Using the latest and most advanced technology for the coating to give the insert the optimum performance in any milling application and materials.

DASK25B/DNP10HM

C2 Substrate with PVD TiN-TiAlN-TiN multi-layer coating. For general purpose milling of non-ferrous metals such as aluminum, copper, brass, and bronze, high temp alloys, 300-series stainless steels and cast iron with medium to high SFM.

DHP440F/DMP35UM

C5 Substrate with PVD TiAlN coating. For general purpose milling of carbon steels, alloy steels and tool steels in annealed state with medium to high SFM.

DASP35B/DUP30M/DPP30UM

C5 Substrate with PVD TiN-TiAlN-TiN multi-layer coating. For general purpose milling of carbon steels, alloy steels and tool steels in annealed state with medium to high SFM.

DUP25GT

C2 Substrate with PVD TiN-TiAlN coating. For general purpose milling of carbon steels, alloy steels and tool steels in annealed state with medium to high SFM.

Insert Type

TEHW



SDGX



SDHW



SPMT



Description	Grade	Application	Cutting Condition	Order No.	Price Each
TEHW-0602-AEEN-	DASK25B	Non-Ferrous	General Purpose	8095-593	$30.25
TEHW-0602-AEEN-	DASP35B	Ferrous	General Purpose	8095-595	28.98
TEHW-0602-AEEN-	DHP440F	Ferrous	Heavy Roughing	8095-596	31.00
SDGX-09C01-E-	DUP25GT	Non-Ferrous	General Purpose	8095-299	42.36
SDGX-09C03-E-	DUP25GT	Non-Ferrous	General Purpose	8095-307	43.44
SDGX-09C04-E-	DUP25GT	Non-Ferrous	General Purpose	8095-311	43.44
SDGX-19C05-E-	DUP25GT	Non-Ferrous	General Purpose	8095-250	58.23
SDGX-19C06-E-	DUP25GT	Non-Ferrous	General Purpose	8095-254	58.23
SDGX-19C07-E-	DUP25GT	Non-Ferrous	General Purpose	8095-258	58.23
SDGX-19C08-E-	DUP25GT	Non-Ferrous	General Purpose	8095-262	62.56
SDGX-19C09-E-	DUP25GT	Non-Ferrous	General Purpose	8095-266	62.56
SDGX-19C10-E-	DUP25GT	Non-Ferrous	General Purpose	8095-270	62.56
SDGX-19C11-E-	DUP25GT	Non-Ferrous	General Purpose	8095-274	65.38
SDGX-19C12-E-	DUP25GT	Non-Ferrous	General Purpose	8095-278	65.38
SDGX-19C13-E-	DUP25GT	Non-Ferrous	General Purpose	8095-282	69.96
SDGX-19C14-E-	DUP25GT	Non-Ferrous	General Purpose	8095-286	69.96
SDGX-19C15-E-	DUP25GT	Non-Ferrous	General Purpose	8095-290	64.09
SDGX-19C16-E-	DUP25GT	Non-Ferrous	General Purpose	8095-294	64.09
SDHW-090308-EN	DASK25B	Non-Ferrous	General Purpose	8094-998	22.09

Inserts are sold in standard packs of 5. Pricing is each.
SDGX inserts are sold in standard packs of 2.

WARNING: This product contains Cobalt and/or Nickel and/or Lead a chemical known to the state of California to cause cancer or birth defects or other reproductive harm. For more information: www.prop65.ca.gov. WARNING: Cutting tools may shattor. Always wear approved safety glasses and mask when regrinding.

DORIAN TOOL INTERNATIONAL

4

HIGH POSITIVE 90° MILLING CUTTER

Cutting Rake - 20° for 11° positive 85° parallelogram AP__ inserts

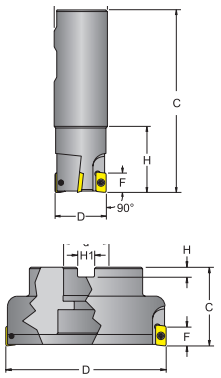

End Mills Description	C	D	Shank Size	F	H	Insert Qty.	APKT Gage Insert	Order No.	Price Each
E90-100-AP16-075	4.000	1.00	0.75	.618	1.625	2	1604	8065-646	$ 213.56

Face Mills Description	C	D	Shank Size	F	H	H1	Insert Qty.	APKT Gage Insert	Order No.	Price Each
E90A-250-AP16-100	0.750	2.50	1.000	.618	.219	.375	5	1604	8065-664	384.12
E90A-400-AP16-150	2.000	4.00	1.500	.618	.375	.625	8		8065-668	612.51

Spare Parts Milling Insert Torx Screw

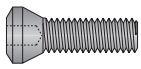

8

Description	Order No.	PKG.	Price Each
TS-06	8091-306		$3.59
TS-25.45-6M2	8090-972	10	3.56
TS-4.7-6M1	8090-975		3.91

Description	Order No.	PKG.	Price Each
TS-4.7-8M1	8090-976		$3.77
TS-4.7-10M1	8090-982	10	4.23
TS-1032-5M1	8090-960		4.91
TS-5.8-10M1	8090-986		5.50

15° CNMG RECYCLE MILLING CUTTER

Cutting Rake - Negative 7° for negative 80° diamond CN__ inserts

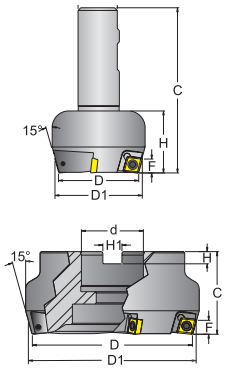

RECYCLE MILLING CUTTER

After the cutting edges are used on your turning toolholder, do not throw the insert away. It can be used in these milling cutters to utilize four more cutting edges that were not used in your lathe work.

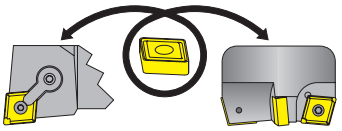

End Mills Description	C	D	D1	Shank Size	F	H	Insert Qty.	CNMG Gage Insert	Order No.	Price Each
REC15-200-CN4-075	3.750	2.0	2.25	0.75	.45	1.50	3		8065-850	$256.69
REC15-200-CN4-100	4.000	2.0	2.25	1.00	.45	1.50	3	432	8065-852	256.69
REC15-200-CN4-R8	5.625	2.0	2.25	R8	.45	1.75	3		8065-854	323.88

Face Mills Description	C	D	D1	Shank Size	F	H	H1	Insert Qty.	CNMG Gage Insert	Order No.	Price Each
REC15A-300-CN4-100	1.750	3.0	3.23	1.00	.45	.250	.375	4		8065-856	561.63
REC15A-400-CN4-150	2.000	4.0	4.23	1.50	.45	.375	.625	5	432	8065-858	711.50

CHAMFER MILL

Cutting Rake - 11° for 11° positive triangle TPHT inserts

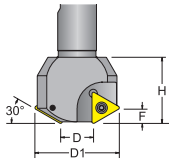

	Description	O.A.L.	Shank Size	D	D1	F	H	Insert Qty.	TPHT Gage Insert	Order No.	Price Each
30°	C30-062-TP3-075	3.500	0.625	1.600	0.750	.275	1.25	2	32.52	8065-400	$ 143.37
45°	C45-075-TP3-075	3.500	0.750	1.517	0.750	.392	1.25	2	32.52	8065-402	143.37
60°	C60-100-TP3-075	3.500	1.000	1.560	0.750	.484	1.25	2	32.52	8065-404	143.37

WOODRUFF KEY SEAT CUTTER

Cutting Rake - 20° for positive TEHW inserts

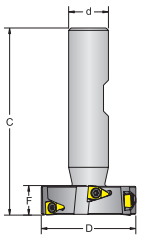

American Standard Size	Description	C	D	d	F	Insert Qty.	TEHW Gage Insert	Insert Torx Screw	Torx Key	Order No.	Price Each
807	DWKC-807-TEO6-050	2.250	0.875	0.500	0.250	2				8065-144	197.40
608	DWKC-608-TEO6-050	2.188	1.000	0.500	0.188	3				8065-145	207.37
808	DWKC-808-TEO6-050	2.250	1.000	0.500	0.250	3				8065-147	207.37
1008	DWKC-1008-TEO6-050	2.313	1.000	0.500	0.313	3	0602	TS-06	T-6	8065-148	207.37
1210	DWKC-1210-TEO6-050	2.375	1.250	0.500	0.375	6				8065-158	297.09
811	DWKC-811-TEO6-050	2.250	1.375	0.500	0.250	6				8065-159	297.09
1212	DWKC-1212-TEO6-050	2.375	1.500	0.500	0.375	6				8065-164	360.71

WARNING: This product contains Cobalt and/or Nickel and/or Lead a chemical known to the state of California to cause cancer or birth defects or other reproductive harm. For more information: www.prop65.ca.gov. WARNING: Cutting tools may shatter. Always wear approved safety glasses and mask when regrinding.

45° DOVETAIL CUTTER

Cutting Rake - 11° for 11° positive TDEX inserts.

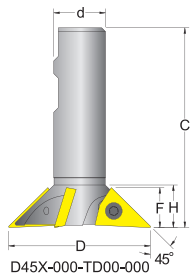

Description	C	D	Shank Size	F	H	Insert Qty.	TDEX Gage Insert	Order No.	Price Each
D45X-050-TD09-037	2.39	0.500	0.375	.247	.125	1	090202	8065-233	$ 134.14
D45X-075-TD09-037	2.39	0.750	0.375	.247	.214	2		8065-234	181.28
D45X-100-TD09-050	2.39	1.000	0.500	.250	.244	3		8065-235	232.03
D45X-137-TD17-062	2.94	1.375	0.625	.375	.320	2	17T304	8065-236	257.41
D45X-187-TD17-075	2.94	1.875	0.750	.468	.444	3		8065-237	300.92
D45X-225-TD25-100	3.50	2.250	1.000	.700	.696	2	250404	8065-238	380.66
D45X-250-TD25-100	3.50	2.500	1.000	.700	.700	3		8065-239	420.53

60° DOVETAIL CUTTER

Cutting Rake - 15° for 15° positive triangle TDEX inserts.

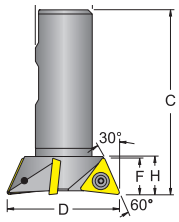

Description	C	D	Shank Size	F	H	Insert Qty.	TDEX Gage Insert	Order No.	Price Each
D60X-050-TD11-037	2.390	0.500	0.375	.325	.142	1	110204	8065-244	$ 134.14
D60X-075-TD11-037	2.390	0.750	0.375	.325	.282	2		8065-245	181.28
D60X-100-TD11-050	2.390	1.000	0.500	.325	.375	3		8065-246	232.03
D60X-137-TD16-062	2.862	1.375	0.625	.510	.550	3	160308	8065-247	257.41
D60X-187-TD16-075	3.000	1.875	0.750	.510	.550	3		8065-248	300.92
D60X-225-TD22-100	3.500	2.250	1.000	.700	.750	3	220408	8065-249	380.66
D60X-250-TD22-100	3.500	2.500	1.000	.700	.750	3		8065-250	420.53

DOUBLE 45° CHAMFER MILL

Cutting Rake - 15° for 15° positive square SD__ inserts

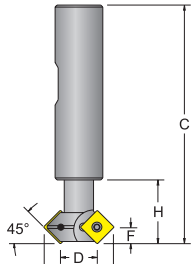

Description	C	D	D1	Shank Size	F	H	Insert Qty.	SDHW Gage Insert	Order No.	Price Each
C45-112-SD09-075	3.375	0.625	1.125	0.750	0.230	0.750	2	090308	8065-414	$ 143.37
C45-125-SD09-075	3.375	0.772	1.250	0.750	0.230	0.750	2		8065-416	148.33
C45-150-SD09-100	3.500	1.040	1.500	1.000	0.230	1.000	3		8065-418	163.15
C45XL-112-SD09-075	7.75	0.625	1.125	0.750	0.230	0.750	2		8065-420	228.41
C45XL-150-SD09-100	7.75	1.040	1.500	1.000	0.230	1.000	3		8065-421	280.13
Cutting Rake - 15° for 15° positive square SPHX inserts							**Insert Qty.**	**SPMT Gage Insert**	**Order No.**	**Price Each**
C45-062-SP06-062	3.000	0.325	0.625	0.625	0.159	0.750	1	060304	8065-410	128.55
C45-075-SP06-062	3.000	0.448	0.750	0.625	0.159	0.750	2		8065-411	135.96

T-SLOT CUTTER

Cutting Rake - 20° for positive SDHW, SPHX, & TEHW inserts

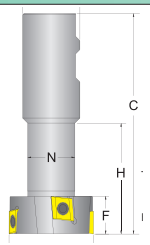

Description	C	D	Shank Size	F	H	N	Insert Qty. R/L	Gage Insert	Order No.	Price Each
SLOT-097-SP06-075	3.438	0.969	0.750	0.390	1.100	0.531	4	SPMT-060304	8065-184	243.89
SLOT-147-SD09-100	4.438	1.469	1.000	0.624	1.757	0.781	4	SDHW-090308	8065-186	309.81
SLOT-184-SD09-125	4.813	1.844	1.250	0.827	2.108	1.031	5	SDHW-090308	8065-187	342.76

15° DOVETAIL CUTTER

Cutting Rake - 15° for 15° positive TDEX inserts.

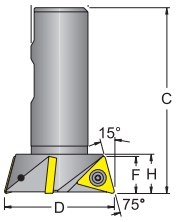

Description	C	D	Shank Size	F	H	Insert Qty.	TDEX Gage Insert	Order No.	Price Each
D15X-050-TD11-037	2.42	0.500	0.375	.359	0.42	1	110204	8065-225	$ 134.14
D15X-100-TD11-050	2.42	1.000	0.500	.359	0.42	3		8065-226	232.03
D15X-187-TD16-075	3.20	1.875	0.750	.550	0.75	3	160308	8065-227	300.92
D15X-250-TD22-100	3.75	2.500	1.000	.750	1.00	3	220408	8065-228	420.53

CONVEX RADIUS CUTTER

Cutting Rake - 15° for 15° positive square convex radius SDGX inserts

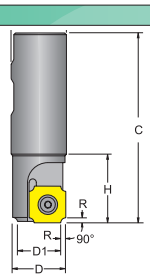

Description	C	D	D1	Shank Size	H	R-Range Min.	R-Range Max.	Insert Qty.	SDGX Insert	Order No.	Price Each
QV-100-S608-100	3.625	1.000	0.754	1.000	1.125	.0781	.1250	1	19C_	8065-120	187.85
QV-100-S616-075	3.500	1.000	0.510	0.750	1.000	.2031	.2500	1		8065-130	204.33
QV-100-S616-100	3.625	1.000	0.510	1.000	1.125	.2031	.2500	1		8065-132	187.85

Indexable End Mills & Countersinks

All tools supplied without inserts

WARNING: This product contains Cobalt and/or Nickel and/or Lead a chemical known to the state of California to cause cancer or birth defects or other reproductive harm. For more information: www.prop65.ca.gov. WARNING: Cutting tools may shattor. Always wear approved safety glasses and mask when regrinding.

Positive Rake, 90°, Right Hand Cut



DIA.	SHANK	NO. OF INSERTS	INSERT STYLE	ORDER NO.	PRICE EACH
1	R-8	2	TPG-22	2874-010	$ 65.56
1-1/4	R-8	2	TPG-32	2874-020	68.10
1-1/2	R-8	3	TPG-32	2874-030	81.97
1-3/4	R-8	3	TPG-32	2874-040	90.17
2	R-8	3	TPG-32	2874-050	101.66
2-1/2	R-8	4	TPG-32	2874-060	109.87
3	R-8	5	TPG-32	2874-070	141.95
3/4	3/4	2	TPG-21	2874-120	43.49
1	3/4	2	TPG-22	2874-130	49.15
1-1/4	3/4	2	TPG-22	2874-140	65.56
1-1/2	3/4	3	TPG-32	2874-150	65.56
2	3/4	3	TPG-32	2874-170	90.17
1	1	2	TPG-32	2874-180	36.92
1-1/4	1	2	TPG-32	2874-190	44.23
2	30 STD	3	TPG-32	2874-080	97.64
2-1/2	40 STD	4	TPG-32	2874-100	96.82

Tools furnished without inserts

Indexable End Mill Sets

SHANK	SIZES IN SET	ORDER NO.	PRICE EACH
1	1-1/4, 1-1/2, & 2	2874-515	$147.69
R-8	1-1/4, 1-1/2, & 2	2874-525	249.35
R-8	2, 2-1/2, & 3	2874-535	328.12
40 STD	2, 2-1/2, & 3	2874-545	286.52

Spare Parts for Indexable End Mills

DIA.	LOCKING SCREW ITEM NO.	PRICE EACH	HEX WRENCH ITEM NO.	PRICE EACH
1/2	2870-475	$11.11	2870-495	$0.50
3/4,7/8,& 1	2870-480	7.39		
1-1/2	2870-485	7.30		
OTHER SIZES	2870-490	7.60	2870-500	1.62

Only one spare part per End Mill

Indexable Countersink & Chamfering Tool

MADE IN USA

- Positive Rake For Smooth Cutting – Without Chatter
- Carbide Indexable – No Tool Resharpening Needed
- C-6 Carbide Insert & Torx® Wrench Included w/Each Tool
- Uses Standard Triangle And Square Inserts





SETS

3-PIECE SET

Contains 1 Piece Each:
1/4, 1/2 and 1-1/4 (Min.)
Inserts Included with Each Set
Supplied in Wood Block
Order No. 2861-720 – 60° SET
Order No. 2861-721 – 82° SET
Order No. 2861-722 – 90° SET
SET PRICE –$643.98

Single Tool

CUTTER BODY MIN.	CUTTER BODY MAX.	SHANK SIZE	USE INSERT NO.	COMPLETE TOOL ORDER NO.	COMPLETE TOOL PRICE EACH
60° POINT ANGLE					
1/4	3/4	1/2	2861-701/711	2861-416	$144.72
1/2	1-3/4	1/2		2861-432	212.14
1-1/4	2-1/2	3/4		2861-480	277.92
82° POINT ANGLE					
1/4	3/4	1/2	2861-702/712	2861-516	$144.72
1/2	1-3/4	1/2		2861-532	212.14
1-1/4	2-1/2	3/4		2861-580	277.92
90° POINT ANGLE					
1/4	3/4	1/2	2861-702/712	2861-616	$144.72
1/2	1-3/4	1/2		2861-632	212.14
1-1/4	2-1/2	3/4		2861-680	277.92

Carbide Inserts

INSERT STYLE	RAD.	I.C.	THICK-NESS	C-5 & C-6 ORDER NO.	C-5 & C-6 PRICE EACH	TIN COATED ORDER NO.	TIN COATED PRICE EACH
Triangle	1/64	3/8	1/8	2861-701	$8.90	2861-711	$10.85
Square	3/18	1/2	1/8	2861-702	16.82	2861-712	20.20

Replacement Parts

DESCRIPTION	ORDER NUMBER	PRICE EACH
Flat Head Cap Screw	2861-715	$2.61

Spare Parts

WARNING: This product contains Cobalt and/or Nickel and/or Lead a chemical known to the state of California to cause cancer or birth defects or other reproductive harm. For more information: www.prop65.ca.gov.
WARNING: Cutting tools may shatter. Always wear approved safety glasses and mask when regrinding.

***Complete Line of Sizes Available**

Finger Clamps

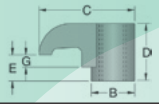

Desc.	Order No.	Price	B	C	D	E	G	Thread
CL-5	8090-680	$11.19	.280	.52	.350	.102	—	10-32
CL-6	8090-681	$11.19	.310	.58	.440	.187	.094	10-32
CL-7	8090-682	$11.19	.310	.64	.310	.082	—	10-32
CL-9	8090-683	$12.11	.430	.75	.660	.344	.125	5/16-24
CL-12	8090-684	$12.11	.430	.88	.660	.344	.125	5/16-24
CL-19	8090-685	$10.73	.310	.55	.310	.062	—	10-32
CL-20	8090-686	$12.11	.375	.73	.380	.125	—	1/4-28
CL-24	8090-687	$16.23	.491	1.0	.785	.453	.136	3/8-24
CL-30	8090-688	$16.23	.430	1.0	.660	.344	.125	5/16-24

Neg. Lock Pins

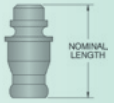

Desc.	Order No.	Price	Insert I.C.	Nominal Length	Thread	Hex Wrench Size
			Inch			
NL-23	8090-472	$8.34	.250	.328	8-32	1/16
NL-33	8090-473	$8.34	.375	.344	10-32	5/64
NL-33L	8090-474	$8.34	.375	.406	10-32	5/64
NL-34	8090-475	$8.34	.375	.453	10-32	5/64
NL-34L	8090-476	$8.34	.375	.516	10-32	5/64
NL-43	8090-477	$9.56	.500	.420	10-32	5/64
NL-44	8090-478	$9.56	.500	.516	1/4-28	3/32
NL-46	8090-479	$9.56	.500	.672	1/4-28	3/32
NL-46L	8090-480	$9.56	.500	.730	1/4-28	3/32
NL-56	8090-481	$9.97	.625	.703	5/16-24	1/8
NL-58	8090-483	$9.97	.625	.859	5/16-24	1/8
NL-58L	8090-484	$12.48	.625	.890	5/16-24	1/8
NL-66	8090-485	$11.02	.750	.703	3/8-24	9/64
NL-66L	8090-486	$11.02	.750	.828	3/8-24	9/64
NL-68	8090-487	$11.02	.750	.859	3/8-24	9/64
NL-68L	8090-488	$11.02	.750	.953	3/8-24	9/64
NL-810	8090-490	$14.64	1.00	1.17	7/16-20	5/32
			Metric			
S535	8091-320	$8.20	09	5	-	2,5
S635	8091-321	$8.20	12	6	-	3,0
S840	8091-322	$9.04	16	8	-	3,0
S990	8091-323	$9.85	19	10,5	-	3,0
P0502	8091-324	$17.78	16	16	-	-
P0602	8091-325	$17.78	08	15	-	-

Bridge Clamps

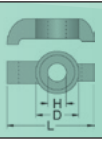

Desc.	Order No.	Price	L	D	H
HC-7	8090-915	$8.28	.469	.313	.172
HC-9	8090-917	$9.09	.625	.375	.203
HC-12	8090-919	$12.00	.812	.500	.266

Pos. Lock Pins

Desc.	Order No.	Price	Insert I.C.	Nominal Length	Hex Wrench Size
PL-46	8090-495	$9.76	.500	.672	3/32
PL-68	8090-497	$17.89	.750	.859	9/64

Finger Clamp Screws

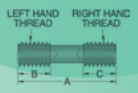

Desc.	Order No.	Price	A	B	C	Thread Size	Hex Wrench Size
XNS-26	8090-900	$4.76	0.750	.31	.31	8-32	5/64
XNS-35	8090-901	$3.58	0.625	.22	.22	10-32	3/32
XNS-36	8090-902	$3.58	0.750	.25	.25	10-32	3/32
XNS-37	8090-903	$3.58	0.840	.31	.31	10-32	3/32
XNS-38	8090-904	$3.58	1.000	.37	.37	10-32	3/32
XNS-46	8090-905	$3.79	0.750	.31	.31	1/4-28	1/8
XNS-47	8090-906	$3.79	0.875	.28	.28	1/4-28	1/8
XNS-48	8090-907	$3.79	1.000	.37	.37	1/4-28	1/8
XNS-58	8090-910	$4.00	1.000	.50	.28	5/16-24	5/32
XNS-59	8090-911	$4.00	1.125	.47	.41	5/16-24	5/32
XNS-510	8090-908	$4.00	1.250	.50	.50	5/16-24	5/32
XNS-610	8090-912	$8.14	1.250	.50	.50	3/8-24	3/16

Seat Screws

Desc.	Order No.	Price	I.C.	Thread	Hex Wrench Size
			Inch		
S-34	8091-295	$2.61	.375	10-32	5/64
S-46	8091-296	$2.61	.500	1/4-28	3/32
S-58	8091-297	$4.10	.625	5/16-24	1/8
S-68	8091-298	$3.58	.750	3/8-24	9/64
			Metric		
V83006	8091-327	$6.74	16	M3	2,5
B0509	8091-328	$6.74	11-16	M5	3,5
B0609	8091-329	$6.74	12	M6	4,0

Wedge Clamp Screws



Desc.	Order No.	Price	Length	Thread	Hex Wrench Size
V6016	8091-336	$21.84	23	M5	2.5
V8008N	8091-337	$21.84	23	M6	3.0

Spare Parts are sold in standard packs of 10. Pricing is each.

Spare Parts

WARNING: This product contains Cobalt and/or Nickel and/or Lead a chemical known to the state of California to cause cancer or birth defects or other reproductive harm. For more information: www.prop65.ca.gov. WARNING: Cutting tools may shatter. Always wear approved safety glasses and mask when regrinding.

Clamp Pin & Spring

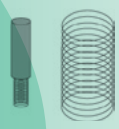

Desc.	Order No.	Price
Profiling Clamp Pin		
SC510	8091-330	$10.68
Spring		
M428	8091-331	5.77

Clamps

Desc.	Order No.	Price
Wedge Lock Clamps		
C6016N	8091-332	$36.08
C8008N	8091-333	36.08
Profiling Clamps		
SKN16R	8091-334	20.15
SKN16L	8091-335	20.15

Bridge Clamp Screws

Desc.	Order No.	Price	Length	Thread	Hex Wrench Size
SHC-7	8090-920	$2.41	.375	8-32	3/32
CS-94	8090-921	2.76	.580	10-32	1/8
CS-96	8090-923	2.58	.840	10-32	1/8
CS-126	8090-925	3.36	.860	1/4-28	5/32

Bridge Clamp Screw Clip

Desc.	Order No.	Price	Length
CLP-9	8090-928	$2.50	.312
CLP-12	8090-930	2.83	.422

Lever Locks

Desc.	Order No.	Price
LV01	8091-338	$14.45
LV02	8091-339	14.45
LV05	8091-340	15.64
LV06	8091-341	27.66
LV09	8091-342	28.56

Lever Screws

Desc.	Order No.	Price	Lever	Hex Wrench Size
V0601	8091-344	$13.36	LV01	3.0
V0802	8091-345	13.36	LV02	3.0
V0805	8091-346	13.36	LV05	3.0
V1006	8091-347	14.18	LV06	4.0
V1209	8091-348	16.85	LV09	4.0

Boring Insert Torx Screw



Desc.	Order No.	Price	I.C.	Torx Key
TS-18.35-3M1	8091-305	$7.59	.188	T-6
TS-4.7-8M1	8090-976	3.77	.375	T-15
TS-4.7-10M1	8090-982	4.23	.375	T-15
TS-44-3-M	8090-937	3.77	.375	T-10
TS-44-4-M	8090-939	3.77	.375	T-10
TS-1032-4M1	8090-956	4.19	.500	T-20
TS-83-4M1	8090-950	4.19	.500	T-20
TS-5.8-10M1	8090-986	5.50	.750	T-20

Pos. Seat Screw

Desc.	Order No.	Price	I.C.	Hex Wrench Size
TS-4	8090-931	$3.24	.375 or .500	T-10
TS-6	8090-944	3.44	.500 or .750	T-20

Turning Insert Torx Screw

Desc.	Order No.	Price	I.C.	Torx Key
TS-3.5-7M1	8090-971	$5.96	.315	T-8
TS-35.6-9M1	8090-973	5.17	.394	T-15
TS-4.7-10M1	8090-982	4.23	.375	T-15
TS-1032-4M1	8090-956	4.19	.500	T-20
TS-5.8-10M1	8090-986	5.50	.750	T-20

Torx Keys

Desc.	Order No.	Price
T-6	8092-001	$13.49
T-7	8092-002	13.49
T-8	8092-003	13.49
T-10	8092-005	13.49

Desc.	Order No.	Price
T-15	8092-006	$13.49
T-20	8092-007	13.49
T-25	8092-008	20.71

Triangle Chipbreakers

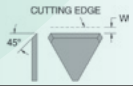

Desc.	Order No.	Price	I.C.	Effective Width W
T2AC	8090-446	$15.42	.250	.060
T3AC	8090-452	16.85	.375	.060
T3AE	8090-453	16.85	.375	.090
T3AG	8090-454	16.85	.375	.125
T4AC	8090-459	21.72	.500	.060
T4AE	8090-460	21.72	.500	.090
T4AG	8090-461	21.72	.500	.125
T5AG	8090-466	27.98	.625	.140
T5AJ	8090-467	27.98	.625	.180

Square Chipbreakers

Desc.	Order No.	Price	I.C.	Effective Width W
S3BC	8090-440	$16.03	.375	.060
S4BE	8090-442	19.44	.500	.060
S6BG	8090-444	21.54	.750	.125

Pos. Square Shim Seats

Desc.	Order No.	Price	A	T	R
SM-40	8090-373	$20.00	.500	.1250	.0156
SM-36	8090-374	23.15	.750	.1250	.0469

Spare Parts are sold in standard packs of 10. Pricing is each.

Spare Parts

WARNING: This product contains Cobalt and/or Nickel and/or Lead a chemical known to the state of California to cause cancer or birth defects or other reproductive harm. For more information: www.prop65.ca.gov.
WARNING: Cutting tools may shatter. Always wear approved safety glasses and mask when regrinding.

Profiling Shim Seats

Desc.	Order No.	Price	A	T	R
CKN16R	8091-353	$21.65	14,5	4,76	1,0
CKN16L	8091-354	21.65	14,5	4,76	1,0

Pos. Triangle Shim Seats

Desc.	Order No.	Price	A	T	R
Inch					
SM-41	8090-367	$18.71	.332	.1250	.0156
SM-37	8090-366	21.02	.452	.1250	.0312
SM-99	8090-371	30.75	.540	.1875	.0469
Metric					
S6016P	8091-355	$14.45	8,4	3,18	0,8

Pos. Round Shim Seats

Desc.	Order No.	Price	A	T
RS-43P	8090-375	$ 21.02	.500	.1875
RS-63P	8090-377	37.43	.750	.1875
RS-83P	8090-378	58.91	1.00	.1875

Neg. 80° Diamond Shim Seats

Desc.	Order No.	Price	A	T	R
Inch					
ICSN-322	8090-003	$20.96	.375	.1250	.0312
ICSN-332	8090-007	22.74	.375	.1875	.0312
ICSN-422	8090-004	25.33	.500	.1250	.0312
ICSN-423	8090-005	25.33	.500	.1250	.0469
ICSN-433	8090-008	25.54	.500	.1875	.0469
ICSN-533	8090-010	25.54	.625	.1875	.0469
ICSN-633	8090-012	34.34	.750	.1875	.0469
Metric					
S8009N	8091-356	$14.74	8,5	3,18	0,8
S8012N	8091-357	14.74	11,4	3,18	1,2
S8016N	8091-358	28.64	14,6	4,76	1,4
S8019N	8091-359	36.38	18,0	4,76	1,6

Neg. 55° Diamond Shim Seats

Desc.	Order No.	Price	A	T	R
IDSN-322	8090-016	$20.49	.375	.1250	.0312
IDSN-423	8090-018	29.62	.500	.1250	.0469
IDSN-433	8090-021	24.46	.500	.1875	.0469
IDSN-533	8090-024	31.04	.625	.1875	.0469
IDSN-534	8090-025	31.04	.625	.1875	.0625

Neg. 35° Diamond Shim Seats



Desc.	Order No.	Price	A	T	R
IVSN-322	8090-065	$22.12	.375	.1250	.0312
IVSN-324	8090-066	30.69	.375	.1250	.0625
IVSN-433	8090-068	27.93	.500	.1875	.0469

Neg. Square Shim Seats

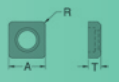

Desc.	Order No.	Price	A	T	R
Inch					
ISSN-322	8090-050	$ 16.47	.375	.1250	.0312
ISSN-323	8090-051	16.47	.375	.1250	.0469
ISSN-333	8090-054	22.04	.375	.1875	.0469
ISSN-423	8090-056	25.89	.500	.1250	.0469
ISSN-433	8090-059	23.44	.500	.1875	.0469
ISSN-533	8090-060	24.75	.625	.1875	.0469
ISSN-633	8090-062	34.28	.750	.1875	.0469
ISSN-846	8090-064	59.06	1.00	.2500	.0937
Metric					
S9012N	8091-361	14.74	11,4	3,18	0,8

Neg. Round Shim Seats

Desc.	Order No.	Price	A	T
IRSN-32	8090-030	$ 19.94	.375	.1250
IRSN-43	8090-031	24.89	.500	.1875
IRSN-53	8090-032	30.00	.625	.1875
IRSN-63	8090-033	40.98	.750	.1875
IRSN-84	8090-034	62.09	1.00	.2500

Neg. 80° Trigon Shim Seats

Desc.	Order No.	Price	A	T	R
Inch					
IWSN-322	8090-070	$ 20.11	.375	.1250	.0312
IWSN-433	8090-072	37.34	.500	.1875	.0469
IWSN-533	8090-073	37.34	.625	.1875	.0469

Neg. Triangle Shim Seats

Desc.	Order No.	Price	A	T	R
Inch					
ITSN-322	8090-084	$ 17.17	.375	.1250	.0312
ITSN-323	8090-085	20.96	.375	.1250	.0469
ITSN-324	8090-086	20.96	.375	.1250	.0625
ITSN-332	8090-087	19.12	.375	.1875	.0312
ITSN-333	8090-088	19.79	.375	.1875	.0469
ITSN-334	8090-089	20.17	.375	.1875	.0625
ITSN-423	8090-090	29.27	.500	.1250	.0469
ITSN-433	8090-093	25.54	.500	.1875	.0469
ITSN-434	8090-094	27.78	.500	.1875	.0625
ITSN-533	8090-098	31.04	.625	.1875	.0469
ITSN-534	8090-099	36.06	.625	.1875	.0625
ITSN-633	8090-105	42.94	.750	.1875	.0469
ITSN-636	8090-106	42.94	.750	.1875	.0937

Spare Parts are sold in standard packs of 10. Pricing is each.

Boring Bars

Carbide Tipped Boring Bars 4
Grade C2 and C6

MADE IN USA

SHANK DIA.	LG'TH	BORE DEPTH	MINIMUM BORE	TOOL NO.	GRADE C-2 ORDER NO.	GRADE C-6 ORDER NO.	PRICE EACH	C-2 SET	C-6 SET
3/8	2	3/4	5/16	A5S	3047-006	3047-106	$ 3.50	9 Pcs. Set 3047-180 Price Each $ 141.24	9 Pcs. Set 3047-190 Price Each $ 141.24
	2-3/8	1-1/8	5/16	A5M	3047-005	3047-105	5.20		
	2-3/4	1-1/2	5/16	A5L	3047-004	3047-104	5.40		
	2-3/16	15/16	3/8	A3S	3047-003	3047-103	5.20		
	2-21/32	1-13/32	3/8	A3M	3047-002	3047-102	5.40		
	3-1/8	1-7/8	3/8	A3L	3047-001	3047-101	13.85		
	2-3/8	1-1/8	7/16	A7S	3047-009	3047-109	5.50		
	2-15/16	1-7/8	7/16	A7M	3047-008	3047-108	6.70		
	3-1/2	2-1/4	7/16	A7L	3047-007	3047-107	7.50		
1/2	2-1/4	3/4	5/16	B5S	3047-012	3047-112	5.20	9 Pcs. Set 3047-181 Price Each $ 180.84	9 Pcs. Set 3047-191 Price Each $ 180.84
	2-5/8	1-1/8	5/16	B5M	3047-011	3047-111	5.50		
	3	1-1/2	5/16	B5L	3047-010	3047-110	6.00		
	2-5/8	1-1/8	7/16	B7S	3047-015	3047-115	6.00		
	3-3/16	1-11/16	7/16	B7M	3047-014	3047-114	6.90		
	3-3/4	2-1/4	7/16	B7L	3047-013	3047-113	8.10		
	3	1-1/2	9/16	B9S	3047-018	3047-118	5.70		
	3-3/4	2-1/4	9/16	B9M	3047-017	3047-117	7.10		
	4-1/2	3	9/16	B9L	3047-016	3047-116	8.20		
5/8	2-1/4	3/4	5/16	C5S	3047-024	3047-124	7.70	12 Pcs. Set 3047-182 Price Each $ 341.88	12 Pcs. Set 3047-192 Price Each $ 341.88
	2-5/8	1-1/8	5/16	C5M	3047-023	3047-123	8.20		
	3	1-1/2	5/16	C5L	3047-022	3047-122	9.20		
	2-5/8	1-1/8	7/16	C7S	3047-027	3047-127	8.20		
	3-3/16	1-11/16	7/16	C7M	3047-026	3047-126	9.70		
	3-3/4	2-1/4	7/16	C7L	3047-025	3047-125	11.10		
	3	1-1/2	9/16	C9S	3047-030	3047-130	8.90		
	3-3/4	2-1/4	9/16	C9M	3047-029	3047-129	11.40		
	4-1/2	3	9/16	C9L	3047-028	3047-128	13.00		
	3-3/8	1-7/8	11/16	C11S	3047-033	3047-133	11.50		
	4-5/16	2-13/16	11/16	C11M	3047-032	3047-132	13.00		
	5-1/4	3-3/4	11/16	C11L	3047-031	3047-131	14.60		
3/4	3-1/8	1-1/8	7/16	D7S	3047-039	3047-139	8.40	12 Pcs. Set 3047-183 Price Each $ 401.28	12 Pcs. Set 3047-193 Price Each $ 401.28
	3-11/16	1-11/16	7/16	D7M	3047-038	3047-138	9.20		
	4-1/4	2-1/4	7/16	D7L	3047-037	3047-137	10.50		
	3-1/2	1-1/2	9/16	D9S	3047-042	3047-142	9.70		
	4-1/4	2-1/4	9/16	D9M	3047-041	3047-141	11.40		
	5	3	9/16	D9L	3047-040	3047-140	13.00		
	3-7/8	1-7/8	11/16	D11S	3047-045	3047-145	10.00		
	4-13/16	2-13/16	11/16	D11M	3047-044	3047-144	12.00		
	5-3/4	3-3/4	11/16	D11L	3047-043	3047-143	15.40		
	4-1/4	2-1/4	13/16	D13S	3047-048	3047-148	11.50		
	5-3/8	3-3/8	13/16	D13M	3047-047	3047-147	13.80		
	6-1/2	4-1/2	13/16	D13L	3047-046	3047-146	17.70		
1	5	3	9/16	E9L	3047-051	3047-151	17.60	5 Pcs. Set 3047-185 Price Each $ 330.00	5 Pcs. Set 3047-195 Price Each $ 330.00
	5-3/4	3-3/4	11/16	E11L	3047-053	3047-153	20.70		
	6-1/2	4-1/2	7/8	E14L	3047-055	3047-155	22.50		
	6-1/2	4-1/2	1-1/16	E18L	3047-060	3047-160	26.90		
	7-3/4	5-3/4	1-1/8	E20L	3047-062	3047-162	33.30		
	8-1/4	6-1/4	1-1/2	E24L	3047-066	3047-166	36.30		
	9-1/2	7-1/2	1-5/8	E26L	3047-068	3047-168	38.40		









Carbide Tipped Boring Bar Sets - Grade C2 & C6

- C2 - Cast Iron
- C6 - General Purpose/Steel
- Sets include short, meduim, and long length bars for each minimum bore diameter

SHANK DIA.	PCS. IN SET	C-2 ITEM NO.	C-6 ITEM NO.	PRICE EACH
3/8"	9	3047-301	3047-401	$ 22.80
1/2"	9	3047-302	3047-402	26.30
5/8"	12	3047-303	3047-403	39.70
3/4"	12	3047-304	3047-404	45.00
1"	7	3047-305	3047-405	86.30

WARNING: This product contains Cobalt and/or Nickel and/or Lead a chemical known to the state of California to cause cancer or birth defects or other reproductive harm. For more information: www.prop65.ca.gov. **WARNING:** Cutting tools may shattar. Always wear approved safety glasses and mask when regrinding.

Boring Bars

High Speed Steel Cobalt Boring Bars

WARNING: This product contains Cobalt and/or Nickel and/or Lead a chemical known to the state of California to cause cancer or birth defects or other reproductive harm. For more information: www.prop65.ca.gov. WARNING: Cutting tools may shattar. Always wear approved safety glasses and mask when regrinding.

MADE IN USA

SHANK DIA.	LG'TH	BORE DEPTH	MINIMUM BORE	TOOL NO.	ORDER NO.	PRICE EACH	SETS
3/8	1-13/16	9/16	3/16	CO A3S	3048-002	$21.33	8 Pc. Set 3048-101 $196.63
	2-3/16	15/16	3/16	CO A3L	3048-001	22.59	
	2	3/4	1/4	CO A4S	3048-004	23.33	
	2-1/2	1-1/4	1/4	CO A4L	3048-003	24.44	
	2-3/16	15/16	5/16	CO A5S	3048-006	24.76	
	2-13/16	1-9/16	5/16	CO A5L	3048-005	26.00	
	2-3/8	1-1/8	3/8	CO A6S	3048-008	26.58	
	3-1/8	1-7/8	3/8	CO A6L	3048-007	27.85	
1/2	2-1/8	3/4	1/4	CO B4S	3048-010	27.15	10 Pc. Set 3048-102 $303.88
	2-5/8	1-1/4	1/4	CO B4L	3048-009	27.85	
	2-5/16	15/16	5/16	CO B5S	3048-012	28.29	
	2-1a5/16	1-9/16	5/16	CO B5L	3048-011	29.56	
	2-1/2	1-1/8	3/8	CO B6S	3048-014	30.01	
	3-1/4	1-7/8	3/8	CO B6L	3048-013	31.15	
	2-11/16	1-5/16	7/16	CO B7S	3048-016	31.15	
	3-9/16	2-3/16	7/16	CO B7L	3048-015	31.96	
	2-7/8	1-1/2	1/2	CO B8S	3048-018	33.53	
	3-7/8	2-1/2	1/2	CO B8L	3048-017	34.28	
5/8	2-5/8	1-1/8	3/8	CO C6S	3048-020	35.51	10 Pc. Set 3048-103 $445.25
	3-3/8	1-7/8	3/8	CO C6L	3048-019	36.30	
	2-13/16	1-5/16	7/16	CO C7S	3048-022	38.20	
	3-11/16	2-13/16	7/16	CO C7L	3048-021	41.36	
	3	1-1/2	1/2	CO C8S	3048-024	42.45	
	4	2-1/2	1/2	CO C8L	3048-023	45.35	
	3-3/16	1-11/16	9/16	CO C9S	3048-026	48.43	
	4-5/16	2-13/16	9/16	CO C9L	3048-025	50.58	
	3-3/8	1-7/8	5/8	CO C10S	3048-028	53.06	
	4-5/8	3-1/8	5/8	CO C10L	3048-027	55.18	
3/4	2-7/8	1-1/8	3/8	CO D6S	3048-034	41.61	14 Pc. Set 3048-104 $708.50
	3-5/8	1-7/8	3/8	CO D6L	3048-033	43.10	
	3-1/16	1-5/16	7/16	CO D7S	3048-036	44.20	
	3-15/16	2-3/16	7/16	CO D7L	3048-035	46.24	
	3-1/4	1-1/2	1/2	CO D8S	3048-038	47.60	
	4-1/4	2-1/2	1/2	CO D8L	3048-037	48.85	
	3-7/16	1-11/16	9/16	CO D9S	3048-040	49.79	
	4-9/16	2-13/16	9/16	CO D9L	3048-039	51.69	
	3-5/8	1-7/8	5/8	CO D10S	3048-042	52.78	
	4-7/8	3-1/8	5/8	CO D10L	3048-041	54.40	
	3-13/16	2-1/16	11/16	CO D11S	3048-044	55.61	
	5-3/16	3-7/16	11/16	CO D11L	3048-043	57.95	
	4	2-1/4	3/4	CO D12S	3048-046	58.88	
	5-1/2	3-3/4	3/4	CO D12L	3048-045	60.54	

Boring Bars & Sets

Hardened Boring

Prices do not include tool bits

Single End 45° & 90°



DIA.	OAL	BIT SIZE	45° ORDER NO.	90° ORDER NO.	PRICE EACH
1/4	2-1/2	5/32 RD	3053-016	3054-016	$2.60
5/16	2-1/2	3/16 RD	3053-020	3054-020	2.60
3/8	3	3/16 RD	3053-024	3054-024	2.90
1/2	3	3/16 SQ	3053-032	3054-032	3.00
9/16	4-1/2	3/16 SQ	3053-036	3054-036	3.35
5/8	5	1/4 SQ	3053-040	3054-040	21.68
3/4	6	1/4 SQ	3053-048	3054-048	5.05
1	6	5/16 SQ	3053-064	3054-064	9.70
1	6	3/8 SQ	3053-065	3054-065	31.40
1-1/8	7	7/16 SQ	3053-072	3054-072	13.50
1-1/4	8	1/2 SQ	3053-080	3054-080	17.55
1-1/2	9	1/2 SQ	3053-096	3054-096	22.95

Double End

One End 45° One End 90°

DIA.	OAL	BIT SIZE	ORDER NO.	PRICE EACH
1/4	5	5/32 RD	3055-016	$ 6.05
5/16	5	3/16 RD	3055-020	6.50
3/8	6	3/16 RD	3055-024	7.05
1/2	6	3/16 SQ	3055-032	7.95
9/16	9	3/16 SQ	3055-036	10.35
5/8	10	1/4 SQ	3055-040	10.70
3/4	12	1/4 SQ	3055-048	11.80
1	12	5/16 SQ	3055-064	15.15
1	12	3/8 SQ	3055-065	17.10
1-1/8	14	7/16 SQ	3055-072	20.20
1-1/4	16	1/2 SQ	3055-080	23.10
1-1/2	18	1/2 SQ	3055-096	36.75

Double End Boring Bar Sets

One End 45° One End 90°

4 PC Set	1/4 - 1/2"Includes 1 each: 1/4, 5/16, 3/8 & 1/2" in Plastic Pouch	3056-001 Price…$23.45
5 PC Set	1/4 - 3/4"Includes 1 each: 1/4, 3/8, 1/2, & 3/4" in Wood Block	3056-002 Price…$149.50
5 PC Set	3/8 - 1"Includes 1 each: 3/8, 1/2, 5/8, 3/4 & 1" in Wood Block	3056-003 Price…$43.00

Single Point Tool Bits - Carbide Tipped

WARNING: This product contains Cobalt and/or Nickel and/or Lead a chemical known to the state of California to cause cancer or birth defects or other reproductive harm. For more information: www.prop65.ca.gov. WARNING: Cutting tools may shatter. Always wear approved safety glasses and mask when regrinding.

Styles AL & AR

Straight Turning

SHANK SIZE			TOOL NO.	GRD. C2 ORDER NO.	PRICE EACH	GRD. C6 ORDER NO.	PRICE EACH	TOOL NO.	GRD. C2 ORDER NO.	PRICE EACH	GRD. C6 ORDER NO.	PRICE EACH
1/4	1/4	2	AL-4	3060-104	$5.40	3070-104	$5.40	AR-4	3060-204	$5.40	3070-204	$5.40
5/16	5/16	2-1/4	AL-5	3060-105	5.72	3070-105	5.72	AR-5	3060-205	5.72	3070-205	5.72
3/8	3/8	2-1/2	AL-6	3060-106	5.72	3070-106	5.72	AR-6	3060-206	5.72	3070-206	5.72
7/16	7/16	3	AL-7	3060-107	5.85	3070-107	5.85	AR-7	3060-207	5.85	3070-207	5.85
1/2	1/2	3-1/2	AL-8	3060-108	6.33	3070-108	6.33	AR-8	3060-208	6.33	3070-208	6.33
5/8	5/8	4	AL-10	3060-110	9.04	3070-110	9.04	AR-10	3060-210	9.04	3070-210	9.04
3/4	3/4	4-1/2	AL-12	3060-112	11.57	3070-112	11.57	AR-12	3060-212	11.57	3070-212	11.57
1	1	6	AL-16	3060-116	20.48	3070-116	20.48	AR-16	3060-216	20.48	3070-216	20.48
1-1/4	1-1/4	7	AL-20	3060-120†	23.00	3070-120†	23.00	AR-20	3060-220†	23.00	3070-220†	23.00
1-1/2	1-1/2	7	AL-24	3060-124†	25.35	3070-124†	25.35	AR-24	3060-224†	25.35	3070-224†	25.35
1/2	1	6	AL-44	3060-144†	3.10	3070-144†	3.10	AR-44	–	–	–	–
5/8	1	6	AL-54	–	–	–	–	AR-54	–	–	3070-254†	3.80
5/8	1-1/4	6	AL-55	3060-155†	4.55	–	–	AR-55	–	–	–	–
3/4	1	6	AL-64	–	–	3070-164†	5.10	AR-64	3060-264†	5.10	–	–
3/4	1-1/2	7	AL-66	3060-166†	8.75	–	–	AR-66	3060-266†	8.75	3070-266†	8.75
1	1-1/4	7	AL-85	3060-185†	10.20	3070-185†	10.20	AR-85	3060-285†	10.20	3070-285†	10.20
1	1-1/2	7	AL-86	3060-186†	13.85	3070-186†	13.85	AR-86	3060-286†	13.85	3070-286†	13.85

† Limited Quantities

Styles BL & BR

Lead Angle Turning

SHANK SIZE			TOOL NO.	GRD. C2 ORDER NO.	PRICE EACH	GRD. C6 ORDER NO.	PRICE EACH	TOOL NO.	GRD. C2 ORDER NO.	PRICE EACH	GRD. C6 ORDER NO.	PRICE EACH
1/4	1/4	2	BL-4	3060-304	$ 5.40	3070-304	$ 5.40	BR-4	3060-404	$ 5.40	3070-404	$ 5.40
5/16	5/16	2-1/4	BL-5	3060-305	5.72	3070-305	5.72	BR-5	3060-405	5.72	3070-405	5.72
3/8	3/8	2-1/2	BL-6	3060-306	5.72	3070-306	5.72	BR-6	3060-406	5.72	3070-406	5.72
7/16	7/16	3	BL-7	3060-307	5.85	3070-307	5.85	BR-7	3060-407	5.85	3070-407	5.85
1/2	1/2	3-1/2	BL-8	3060-308	6.33	3070-308	6.33	BR-8	3060-408	6.33	3070-408	6.33
5/8	5/8	4	BL-10	3060-310	9.04	3070-310	9.04	BR-10	3060-410	9.04	3070-410	9.04
3/4	3/4	4-1/2	BL-12	3060-312	11.57	3070-312	11.57	BR-12	3060-412	11.57	3070-412	11.57
1	1	6	BL-16	3060-316	20.48	3070-316	20.48	BR-16	3060-416	20.48	3070-416	20.48
1-1/4	1-1/4	7	BL-20	3060-320†	23.00	3070-320†	10.20	BR-20	3060-420†	23.00	3070-420†	23.00
1-1/2	1-1/2	7	BL-24	–	–	3070-324†	15.15	BR-24	3060-424†	15.15	3070-424†	15.15
1/2	1	6	BL-44	–	–	3070-344†	3.10	BR-44	3060-444†	3.10	3070-444†	3.10
5/8	1	6	BL-54	3060-354†	3.80	3070-354†	3.80	BR-54	3060-454†	3.80	3070-454†	3.80
5/8	1-1/4	6	BL-55	3060-355†	4.55	3070-355†	4.55	BR-55	–	–	–	–
3/4	1	6	BL-64	3060-364†	5.10	3070-364†	5.10	BR-64	3060-464†	5.10	3070-464†	5.10
3/4	1-1/2	7	BL-66	3060-366†	8.75	3070-366†	8.75	BR-66	3060-466†	8.75	3070-466†	8.75
1	1-1/4	7	BL-85	3060-385†	10.20	3070-385†	10.20	BR-85	3060-485†	10.20	–	–
1	1-1/2	7	BL-86	–	–	–	–	BR-86	3060-486†	13.85	3070-486†	13.85

† Limited Quantities

Styles FL & FR

Offset End Cutting

SHANK SIZE			TOOL NO.	GRD. C2 ORDER NO.	PRICE EACH	GRD. C6 ORDER NO.	PRICE EACH	TOOL NO.	GRD. C2 ORDER NO.	PRICE EACH	GRD. C6 ORDER NO.	PRICE EACH
1/2	1/2	3-1/2	FL-8	3060-808	$ 13.59	3070-808	$ 13.59	FR-8	3060-908	$ 13.59	3070-908	$ 13.59
5/8	5/8	4	FL-10	3060-810	15.38	3070-810	15.38	FR-10	3060-910	15.38	3070-910	15.38
3/4	3/4	4-1/2	FL-12	3060-812	17.88	3070-812	17.88	FR-12	3060-912	17.88	3070-912	17.88
1	1	6	FL-16	3060-816	27.66	3070-816	27.66	FR-16	3060-916	27.66	3070-916	27.66
1-1/4	1-1/4	7	FL-20	3060-820†	10.90	3070-820†	10.90	FR-20	3060-920†	10.90	3070-920†	10.90
1-1/2	1-1/2	7	FL-24	3060-824†	15.80	3070-824†	15.80	FR-24	–	–	3070-924†	15.80
1/2	1	6	FL-44	–	–	–	–	FR-44	3060-944†	3.10	–	–
5/8	1-1/4	6	FL-55	3060-855†	3.80	3070-855†	3.80	FR-55	3060-955†	3.80	3070-955†	3.80
3/4	1	6	FL-64	3060-864†	5.10	3070-864†	5.10	FR-64	3060-964†	5.10	3070-964†	5.10
1	1-1/4	7	FL-85	–	–	3070-885†	10.20	FR-85	3060-985†	10.20	3070-985†	10.20
1	1-1/2	7	FL-86	3060-886†	13.85	3070-886†	13.85	FR-86	3060-986†	13.85	3070-986†	13.85

† Limited Quantities

Style C

Broadnose

TOOL NO.	SHANK SIZE			GRD. C2 ORDER NO.	PRICE EACH	GRD. C6 ORDER NO.	PRICE EACH
C-4	1/4	1/4	2	3060-504	$ 5.29	3070-504	$ 5.29
C-5	5/16	5/16	2-1/4	3060-505	5.59	3070-505	5.59
C-6	3/8	3/8	2-1/2	3060-506	5.72	3070-506	5.72
C-7	7/16	7/16	3	3060-507	5.98	3070-507	5.98
C-8	1/2	1/2	3-1/2	3060-508	7.22	3070-508	7.22
C-10	5/8	5/8	4	3060-510	10.01	3070-510	10.01
C-12	3/4	3/4	4-1/2	3060-512	14.17	3070-512	14.17
C-16	1	1	6	3060-516	23.40	3070-516	23.40
C-66	3/4	1-1/2	7	3060-566†	9.90	–	–
C-86	1	1-1/2	7	3060-586†	14.85	–	–

† Limited Quantities

Style D

Roundnose

TOOL NO.	SHANK SIZE			GRD. C2 ORDER NO.	GRD. C6 ORDER NO.	PRICE EACH
D-4	1/4	1/4	2	3060-604	3070-604	$5.82
D-5	5/16	5/16	2-1/4	3060-605	3070-605	6.15
D-6	3/8	3/8	2-1/2	3060-606	3070-606	6.15
D-7	7/16	7/16	3	3060-607	3070-607	6.37
D-8	1/2	1/2	3-1/2	3060-608	3070-608	7.44
D-10	5/8	5/8	4	3060-610	3070-610	10.21
D-12	3/4	3/4	4-1/2	3060-612	3070-612	13.66
D-16	1	1	6	3060-616	3070-616	21.46

Style E

Threading

TOOL NO.	SHANK SIZE			GRD. C2 ORDER NO.	GRD. C6 ORDER NO.	PRICE EACH
E-4	1/4	1/4	2	3060-704	3070-704	$6.01
E-5	5/16	5/16	2-1/4	3060-705	3070-705	6.29
E-6	3/8	3/8	2-1/2	3060-706	3070-706	6.29
E-7	7/16	7/16	3	3060-707	3070-707	6.44
E-8	1/2	1/2	3-1/2	3060-708	3070-708	7.94
E-10	5/8	5/8	4	3060-710	3070-710	9.78
E-12	3/4	3/4	4-1/2	3060-712	3070-712	13.66
E-16	1	1	6	3060-716	3070-716	23.17

Single Point Tool Bits - Carbide Tipped

WARNING: This product contains Cobalt and/or Nickel and/or Lead a chemical known to the state of California to cause cancer or birth defects or other reproductive harm. For more information: www.prop65.ca.gov. **WARNING:** Cutting tools may shatter. Always wear approved safety glasses and mask when regrinding.

3

Styles GL & GR

Offset Side Cutting

SHANK SIZE			TOOL NO.	GRD. C2 ORDER NO.	PRICE EACH	GRD. C6 ORDER NO.	PRICE EACH	TOOL NO.	GRD. C2 ORDER NO.	PRICE EACH	GRD. C6 ORDER NO.	PRICE EACH
1/2	1/2	3-1/2	GL-8	3061-008	$ 13.59	3071-008	$ 13.59	GR-8	3061-108	$ 13.59	3071-108	$ 13.59
5/8	5/8	4	GL-10	3061-010	15.38	3071-010	15.38	GR-10	3061-110	15.38	3071-110	15.38
3/4	3/4	4-1/2	GL-12	3061-012	17.88	3071-012	17.88	GR-12	3061-112	17.88	3071-112	17.88
1	1	6	GL-16	3061-016	27.66	3071-016	27.66	GR-16	3061-116	27.66	3071-116	27.66
1-1/4	1-1/4	7	GL-20	3061-020†	10.90	3071-020†	10.90	GR-20	–	–	3071-120†	10.90
1-1/2	1-1/2	7	GL-24	–	–	3071-024†	15.80	GR-24	–	–	–	–
1/2	1	6	GL-44	3061-044†	3.10	3071-044†	POA	GR-44	–	–	3071-144†	3.10
5/8	1-1/4	6	GL-55	3061-055†	3.80	3071-055†	3.80	GR-55	3061-155†	3.80	3071-155†	3.80
3/4	1	6	GL-64	3061-064†	5.10	3071-064†	POA	GR-64	3061-164†	5.10	3071-164†	5.10
1	1-1/4	7	GL-85	3061-085†	10.20	–	–	GR-85	3061-185†	10.20	3071-185†	10.20
1	1-1/2	7	GL-86	3061-086†	13.85	3071-086†	13.85	GR-86	3061-186†	13.85	3071-186†	13.85

† Limited Quantities

Style TSA

Square Shoulder Boring

TOOL NO.	SHANK SIZE			GRD. C2 ORDER NO.	GRD. C2 PRICE EACH	GRD. C6 ORDER NO.	GRD. C6 PRICE EACH
TSA-5	5/16	5/16	1-1/2	3061-205	$7.50	3071-205	$8.71
TSA-6	3/8	3/8	1-3/4	3061-206	8.71	3071-206	8.71
TSA-8	1/2	1/2	2-1/2	3061-208	9.62	3071-208	9.62
TSA-10	5/8	5/8	3	3061-210	12.19	3071-210	12.19
TSA-12	3/4	3/4	3-1/2	3061-212	13.44	3071-212	13.44

Radius Tool Bits

Concave or Convex – Carbide Tipped



Concave Pictured

Good shock resistance, good wear resistance. Choose Grade C2 or C6 for general purpose machining with a wide range of applications, designed for cutting all types of steel including high tensile strength and heat resisting alloys. Radius Accurate within ±.002". 1

RADIUS (IN)	SHANK SQ. (IN)	CARBIDE TIP HT. (IN)	CARBIDE LENGTH (IN)	GRADE C2 CONCAVE ORDER BOX	GRADE C2 CONVEX ORDER NO.	GRADE C2 PRICE EACH	GRADE C6 CONCAVE ORDER NO.	GRADE C6 CONVEX ORDER NO.	GRADE C6 PRICE EACH
1/32	1/4	1/16	1/4	3080-001	3080-201	$ 3080-201	3080-101	3080-301	$39.75
1/16	1/4	1/16	1/4	3080-002	3080-202	36.40	3080-102	3080-302	39.75
3/32	1/4	1/16	1/4	3080-003	3080-203	36.40	3080-103	3080-303	39.75
1/8	1/4	1/16	1/4	3080-004	3080-204	36.40	3080-104	3080-304	39.75
5/32	3/8	3/32	3/8	3080-005	3080-205	39.70	3080-105	3080-305	43.00
3/16	3/8	3/32	3/8	3080-006	3080-206	39.70	3080-106	3080-306	43.00
7/32	3/8	3/32	3/8	3080-007	3080-207	39.70	3080-107	3080-307	43.00
1/4	3/8	3/32	3/8	3080-008	3080-208	39.70	3080-108	3080-308	43.00
9/32	1/2	1/8	1/2	3080-009	3080-209	45.10	3080-109	3080-309	48.45
5/16	1/2	1/8	1/2	3080-010	3080-210	45.10	3080-110	3080-310	48.45
11/32	1/2	1/8	1/2	3080-011	3080-211	45.10	3080-111	3080-311	48.45
3/8	1/2	1/8	1/2	3080-012	3080-212	45.10	3080-112	3080-312	48.45
13/32	3/4	1/8	3/4	3080-013	3080-213	51.50	3080-113	3080-313	54.85
7/16	3/4	1/8	3/4	3080-014	3080-214	51.50	3080-114	3080-314	54.85
15/32	3/4	1/8	3/4	3080-015	3080-215	51.50	3080-115	3080-315	54.85
1/2	3/4	1/8	3/4	3080-016	3080-216	51.50	3080-116	3080-316	54.85
Set of 4, consists of 1 each: 1/16, 1/8, 1/4 & 3/8				3080-017	3080-217	157.55	3080-117	3080-317	170.90
Set of 8, consists of 1 each: 1/16–1/2 in 16th increments				3080-018	3080-218	345.30	3080-118	3080-318	372.00
Set of 16, consists of 1 each: 1/32–1/2 in 1/32nd increments				3080-019	3080-219	690.60	3080-119	3080-319	743.95

Round M2 Tool Bits

3

DIMENSIONS	ORDER NO.	PRICE EA.
5/16 x 4	3251-070	$1.25
3/8 x 4	3251-090	1.64
7/16 x 4	3251-110	2.06
1/2 x 4	3251-130	2.53
9/16 x 4	3251-150	3.66
9/16 x 6	3251-160	5.50
3/4 x 6	3251-200	8.60
1" x 4	3251-220	11.30
1" x 6	3251-225	15.90
1" x 8	3251-230	POA

Tool Bits

Pittsburg® ALLEGHANY

WARNING: This product contains Cobalt and/or Nickel and/or Lead a chemical known to the state of California to cause cancer or birth defects or other reproductive harm. For more information: www.prop65.ca.gov. **WARNING:** Cutting tools may shatter. Always wear approved safety glasses and mask when regrinding.

Square Tool Bits



SIZE	M2 HSS ORDER NO. (3)	M2 HSS PRICE EACH	5% Co ORDER NO. (3)	5% Co PRICE EACH	8% - 10% Co ORDER NO. (3)	8% - 10% Co PRICE EACH	T15 COBALT ORDER NO. (2)	T15 COBALT PRICE EACH
1/8 x 2-1/2	3252-010	$ 4.16	3252-440	$ 6.32	3252-270	$ 8.58	3252-710	$ 6.56
3/16 x 2-1/2	3252-020	3.53	3252-450	4.98	3252-280	6.55	3252-720	6.56
1/4 x 2-1/2	3252-030	3.65	3252-460	5.62	3252-290	8.07	3252-730	7.25
1/4 x 6	3252-034	8.43	3252-470	13.23	–	–	–	–
1/4 x 8	3252-036	11.20	3252-475	17.58	–	–	–	–
5/16 x 2-1/2	3252-040	4.18	3252-480	6.55	3252-300	10.30	3252-740	8.52
5/16 x 6	3252-060	10.11	3252-482	15.87	–	–	–	–
5/16 x 8	3252-065	10.88	3252-484	12.33	–	–	–	–
3/8 x 3	3252-070	5.55	3252-490	8.89	3252-310	12.87	–	–
3/8 x 6	3252-090	11.20	3252-492	17.58	–	–	–	–
3/8 x 8	3252-095	15.70	3252-494	24.64	–	–	–	–
7/16 x 3-1/2	3252-100	8.10	3252-500	13.87	3252-320	17.26	3252-800	17.26
7/16 x 6	3252-105	14.38	–	–	–	–	–	–
1/2 x 4	3252-110	13.00	3252-510	21.97	3252-330	24.34	3252-810	21.69
1/2 x 6	3252-120	18.94	3252-520	29.99	–	–	–	–
1/2 x 8	3252-125	26.00	3252-530	40.83	–	–	–	–
5/8 x 4-1/2	3252-150	19.24	3252-540	33.80	3252-340	39.78	3252-850	33.87
5/8 x 6	3252-160	22.03	3252-545	28.31	–	–	–	–
5/8 x 8	3252-180	38.48	–	–	–	–	–	–
3/4 x 5	3252-190	30.38	3252-550	53.30	3252-360	59.67	3252-890	53.59
3/4 x 8	3252-195	35.00	–	–	–	–	–	–
7/8 x 6	3252-200	49.90	3252-560	85.67	3252-370	95.36	–	–
1 x 7	3252-205	72.99	3252-570	127.40	3252-380	98.24	–	–
1-1/4 x 7	3252-208	145.30	–	–	–	–	–	–
1-1/4 x 9	3252-210	110.16	3252-590	188.69	3252-390	245.69	–	–

Rectangular Tool Bits - Closeout

SIZE	M2 HSS ORDER NO. (3)	M2 HSS PRICE EACH	5% Co ORDER NO. (3)	5% Co PRICE EACH	8% - 10% Co ORDER NO. (3)	8% - 10% Co PRICE EACH	T15 COBALT ORDER NO. (3)	T15 COBALT PRICE EACH
3/32 x 3/8 x 5	3250-005	$0.95	–	–	–	–	–	–
3/32 x 1/2 x 4-1/2	3250-010	1.05	–	–	3250-420	$2.45	3251-302	$9.13
3/32 x 5/8 x 5	3250-012	1.30	–	–	3250-425	2.55	–	–
3/32 x 3/4 x 6	3250-015	1.55	–	–	3250-430	2.65	–	–
3/32 x 7/8 x 6	3250-020	2.10	–	–	3250-435	2.75	–	–
3/32 x 1 x 6	3250-025	2.25	3250-720	$70.25	3250-440	3.00	–	–
1/8 x 5/8 x 5	3250-030	13.55	–	–	–	–	3251-305	10.37
1/8 x 3/4 x 5	–	–	–	–	3250-455	3.20	3251-307	12.95
1/8 x 3/4 x 6	–	–	3250-730	70.25	3250-457	3.50	3251-/308	12.95
1/8 x 7/8 x 6	3250-045	25.19	–	–	–	–	–	–
1/8 x 7/8 x 6-1/2	–	–	–	–	3250-465	4.80	–	–
1/8 x 1 x 6-1/2	–	–	–	–	3250-467	5.20	–	–
3/16 x 3/4 x 6	3250-055	25.41	–	–	3250-470	4.45	–	–
7/32 x 7/8 x 6	–	–	3250-743	4.50	–	–	–	–
1/4 x 3/8 x 2-1/2	–	–	3250-745	2.90	3250-485	4.92	3251-315	8.65
1/4 x 1/2 x 3	–	–	–	–	–	–	–	–
1/4 x1-1/4 x 7	3250-120	12.45	–	–	3250-520	20.00	3251-345	42.95
5/16 x 1/2 x 3	–	–	–	–	–	–	3251-352	11.70
5/16 x 5/8 x 3	–	–	–	–	3250-535	10.75	3251-355	12.33
5/16 x 3/4 x 5	–	–	–	–	3250-540	11.88	3251-360	23.01
5/16 x 1 x 6	–	–	3250-785	16.00	–	–	3251-365	32.03
3/8 x 1/2 x 3	–	–	–	–	–	–	3251-368	11.98
3/8 x 5/8 x 4-1/2	3250-177	6.85	–	–	–	–	–	–
3/8 x 5/8 x 5	3250-180	6.85	3250-810	18.10	–	–	3251-395	20.16
3/8 x 3/4 x 4	–	–	–	–	–	–	3251-405	20.45
3/8 x 3/4 x 6	–	–	–	–	–	–	3251-415	25.56
3/8 x1-1/4 x 6	–	–	3250-840	19.00	–	–	–	–
3/8 x1-3/4 x 6	3250-205	18.00	–	–	3250-590	29.50	3251-423	63.13
1/2 x 5/8 x 6	3250-215	10.50	3250-855	15.30	–	–	–	–
1/2 x 1 x 6	–	–	–	–	3250-610	26.60	–	–
1/2 x 1 x 8	–	–	–	–	3250-620	31.50	–	–
1/2 x1-1/4 x 6	3250-250	19.95	–	–	3250-625	29.00	–	–
1/2 x1-3/4 x 6	–	–	3250-897	32.50	3250-635	40.15	–	–
5/8 x 1 x 6	–	–	–	–	3250-650	33.75	–	–
5/8 x1-1/4 x 6	3250-285	20.60	–	–	–	–	–	–
5/8 x1-1/4 x 8	3250-295	29.60	–	–	–	–	–	–
5/8 x1-1/4 x 9	3250-297	34.65	–	–	–	–	–	–
3/4 x 1 x 6	–	–	–	–	3250-670	32.00	3251-475	73.51
7/8 x1-1/8 x 6	–	–	–	–	–	–	3251-494	86.72
7/8 x1-1/8 x 7	–	–	3250-915	90.00	3250-685	58.00	3251-495	101.17
1 x 2 x 7	3250-360	70.25	–	–	–	–	3251-515	217.24
1-1/4 x 1-1/2 x 7	–	–	3250-920	99.00	–	–	–	–

Rectangular Tool Bits

SIZE	M2 HSS ORDER NO. (3)	M2 HSS PRICE EACH	5% Co ORDER NO. (3)	5% Co PRICE EACH	8% - 10% Co ORDER NO. (3)	8% - 10% Co PRICE EACH	T15 COBALT ORDER NO. (3)	T15 COBALT PRICE EACH
1/4 x 3/8 x 3	3250-080	$ 5.90	3250-746	$ 9.46	3250-490	$ 10.11	3251-320	$11.07
1/4 x 1/2 x 4	3250-095	7.24	3250-750	10.80	3250-495	15.05	3251-325	15.51
1/4 x 1/2 x 6	3250-100	11.34	–	–	–	–	–	–
1/4 x 3/4 x 5	3250-105	11.57	3250-760	16.64	3250-505	20.93	3251-330	23.64
1/4 x 1 x 6	3250-110	18.23	3250-764	23.00	3250-510	30.34	–	–
5/16 x 7/16 x 3	3250-130	7.16	3250-770	10.94	3250-525	9.25	3251-350*	10.24
3/8 x 1/2 x 4	3250-165	9.09	3250-795	13.95	3250-550	18.14	3251-370	20.42
3/8 x 1/2 x 6	3250-170	10.91	–	–	–	–	3251-375*	18.42
3/8 x 5/8 x 4	3250-175	11.25	3250-805	15.08	3250-560	23.89	3251-385*	17.93
3/8 x 5/8 x 6	3250-185	13.50	–	–	3250-570*	17.35	3251-400*	26.88
3/8 x 3/4 x 5	3250-193	13.12	3250-825	19.71	3250-577	33.66	–	–
3/8 x 1 x 6	3250-200	26.60	3250-835	33.54	3250-585	44.88	–	–
1/2 x 5/8 x 4-1/2	3250-210	14.76	3250-850	22.86	3250-595	27.61	–	–
1/2 x 3/4 x 5	3250-225	20.21	3250-865	30.78	3250-602	41.18	–	–
1/2 x 1 x 7	3250-240	32.40	3250-880	47.78	3250-615	69.00	–	–
1/2 x1-1/4 x 7	3250-255	38.70	3250-892	65.69	3250-627	67.63	–	–
1/2 x1-1/2 x 7	3250-260	56.15	3250-895	74.93	3250-630	96.55	3251-447*	78.93
5/8 x 3/4 x 5	3250-265	22.50	3250-900	35.10	3250-640	59.70	3251-450*	50.44
5/8 x 7/8 x 6	3250-270	31.50	3250-905	48.33	3250-645	70.85	3251-455	70.46
5/8 x 1 x 7	3250-280	38.70	–	–	3250-655	73.06	–	–
5/8 x1-1/4 x 7	3250-290	46.80	–	–	3250-660	87.48	3251-465	116.32
5/8 x1-1/2 x 7	3250-300	66.61	–	–	3250-665	121.19	3251-470	136.89
3/4 x 1 x 7	3250-310	40.73	–	–	3250-675	89.51	–	–
3/4 x1-1/4 x 7	3250-320	58.50	–	–	3250-680	127.06	3251-485*	136.94
3/4 x1-1/2 x 7	3250-325	64.35	–	–	3250-682	136.94	–	–
7/8 x1-1/4 x 7	3250-340	72.00	–	–	3250-690	117.00	3251-500*	159.79
1 x1-1/4 x 6	3250-345	72.00	–	–	3250-695	114.61	3251-505	148.89
1 x1-1/4 x 7	3250-350	67.01	–	–	3250-700	133.73	3251-507*	135.78
1 x1-1/2 x 7	3250-355	84.00	–	–	–	–	3251-510*	162.93

*Limited Quantities

Cut-Off Blades

SIZE	M2 HSS ORDER NO. (3)	M2 HSS PRICE EACH	5% Co ORDER NO. (3)	5% Co PRICE EACH	HSS HOLLOW GROUND ORDER NO. (3)	HSS HOLLOW GROUND PRICE EACH
1/16 x 1/2 x 4-1/2	–	–	–	–	3256-020	$ 13.08
1/16 x11/16 x 5	–	–	–	–	3256-030	17.28
1/16 x13/16 x 6	–	–	–	–	3256-040	24.40
5/64 x 1/2 x 4-1/2	3253-050*	$ 4.05	–	–	3256-050	13.08
3/32 x 1/2 x 4-1/2	3253-060	17.02	3258-060	$ 10.75	3256-060	13.08
3/32 x 5/8 x 4-1/2	3253-085*	5.05	–	–	–	–
3/32 x 5/8 x 5	3253-090	19.27	3258-090	12.61	–	–
3/32 x11/16 x 5	–	–	–	–	3256-100	17.28
3/32 x13/16 x 5	3253-110*	5.75	3258-110*	7.60	–	–
3/32 x13/16 x 6	–	–	–	–	3256-120	24.40
3/32 x 1 x 6	–	–	3258-125*	11.50	–	–
3/32 x 1 x 6-1/2	3253-130*	26.07	–	–	3256-130*	29.09
1/8 x1/2 x 4-1/2	–	–	–	–	3256-140	13.08
1/8 x11/16 x 5	–	–	–	–	3256-150	17.28
1/8 x 3/4 x 5	3253-170	10.40	3258-170	14.06	–	–
1/8 x 7/8 x 6	3253-190	28.92	3258-190	16.80	–	–
1/8 x 1 x 6-1/2	3253-210*	30.83	–	–	3256-210	29.09
5/32 x11/16 x 5	–	–	–	–	3256-220	18.49
5/32 x13/16 x 6	3253-230*	30.95	3258-230*	9.35	3256-230	26.73
3/16 x11/16 x 5	–	–	–	–	3256-240	19.38
3/16 x13/16 x 5	–	–	–	–	3256-250*	26.73
3/16 x13/16 x 6	3253-250*	8.50	3258-250*	9.50	–	–
3/16 x 1 x 6-1/2	3253-260	32.20	3258-260	25.99	3256-260	29.09
3/16 x1-1/8 x 7	3253-267	37.26	3258-265	37.44	–	–
7/32 x13/16 x 6	3253-270*	9.40	3258-270*	9.50	–	–
1/4 x13/16 x 6	3253-280*	42.85	3258-280*	9.50	3256-280	27.75
1/4 x 1 x 6-1/2	3253-300*	14.05	–	–	3256-300	38.16
1/4 x1-1/4 x 10	3253-325*	45.83	–	–	–	–
5/16 x 1 x 6-1/2	3253-340*	17.50	–	–	–	–

*Limited Quantities